



US00D837890S

(12) **United States Design Patent**
Scheve

(10) **Patent No.:** **US D837,890 S**
(45) **Date of Patent:** **** Jan. 8, 2019**

(54) **DECORATIVE DISPLAY**
(71) Applicant: **William J. Scheve**, Pittsville, WI (US)
(72) Inventor: **William J. Scheve**, Pittsville, WI (US)
(**) Term: **15 Years**
(21) Appl. No.: **29/596,942**
(22) Filed: **Mar. 13, 2017**
(51) **LOC (11) Cl.** **20-03**
(52) **U.S. Cl.**
USPC **D20/30**
(58) **Field of Classification Search**
USPC D6/300, 315, 512; D19/1-8; D20/10,
D20/21-23, 25, 27, 29-33, 40-44, 99
CPC A63H 3/14; A63H 33/00; A63H 17/38;
G09F 3/204; G09F 3/00; G09F 3/08;
G09F 3/18; G09F 3/20; G09F 3/185;
G09F 21/00; G09F 21/02
See application file for complete search history.

6,500,041 B1 * 12/2002 Crome, Jr. A42B 1/004
2/195.1
D757,854 S * 5/2016 Haber D20/30
2013/0287971 A1 * 10/2013 Caldwell A63H 33/00
428/12

* cited by examiner

Primary Examiner — Mary Ann Calabrese
Assistant Examiner — Catherine Ho
(74) *Attorney, Agent, or Firm* — Quarles & Brady LLP

(57) **CLAIM**

The ornamental design for a decorative display, as shown and described.

DESCRIPTION

FIG. 1 is an isometric top, front, and left side view of a decorative display showing our new design;
FIG. 2 is a front elevational view of the decorative display of FIG. 1;
FIG. 3 is a rear elevational view of the decorative display of FIG. 1;
FIG. 4 is a left side elevational view of the decorative display of FIG. 1;
FIG. 5 is a right side elevational view of the decorative display of FIG. 1;
FIG. 6 is a top plan view of the decorative display of FIG. 1; and,
FIG. 7 is a bottom plan view of the decorative display of FIG. 1.

The dashed lines are for the purpose of illustrating environmental structure, and form no part of the claimed design. The decorative display is made from a flexible material.

(56) **References Cited**

U.S. PATENT DOCUMENTS

271,603 A * 2/1883 Converse A63H 3/52
446/476
D225,288 S * 11/1972 Dowsett D20/38
D286,794 S * 11/1986 Bayless D20/41
D329,467 S * 9/1992 Petersen D20/41
D329,468 S * 9/1992 Hatt D20/42

1 Claim, 4 Drawing Sheets






FIG. 1

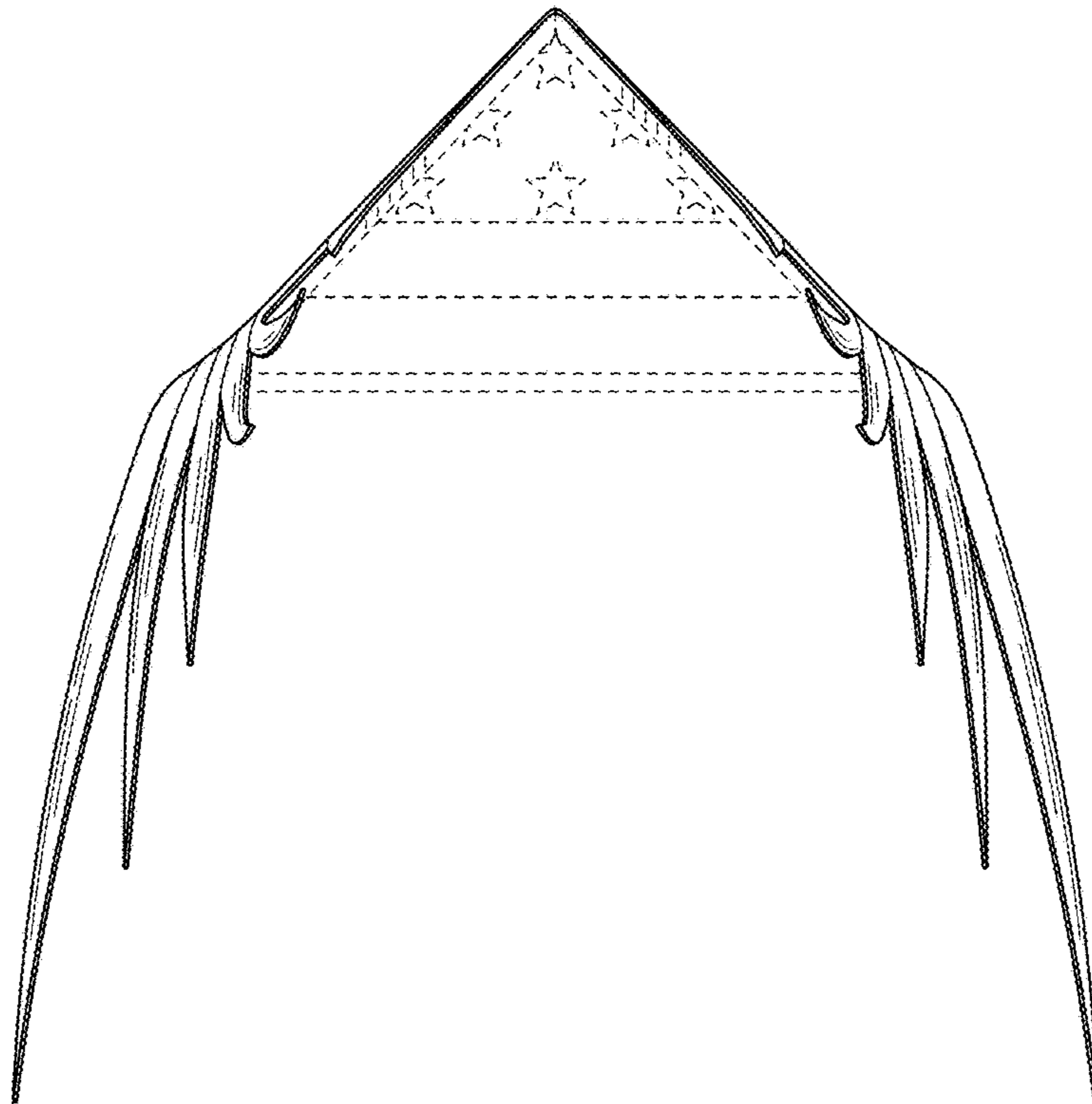


FIG. 2

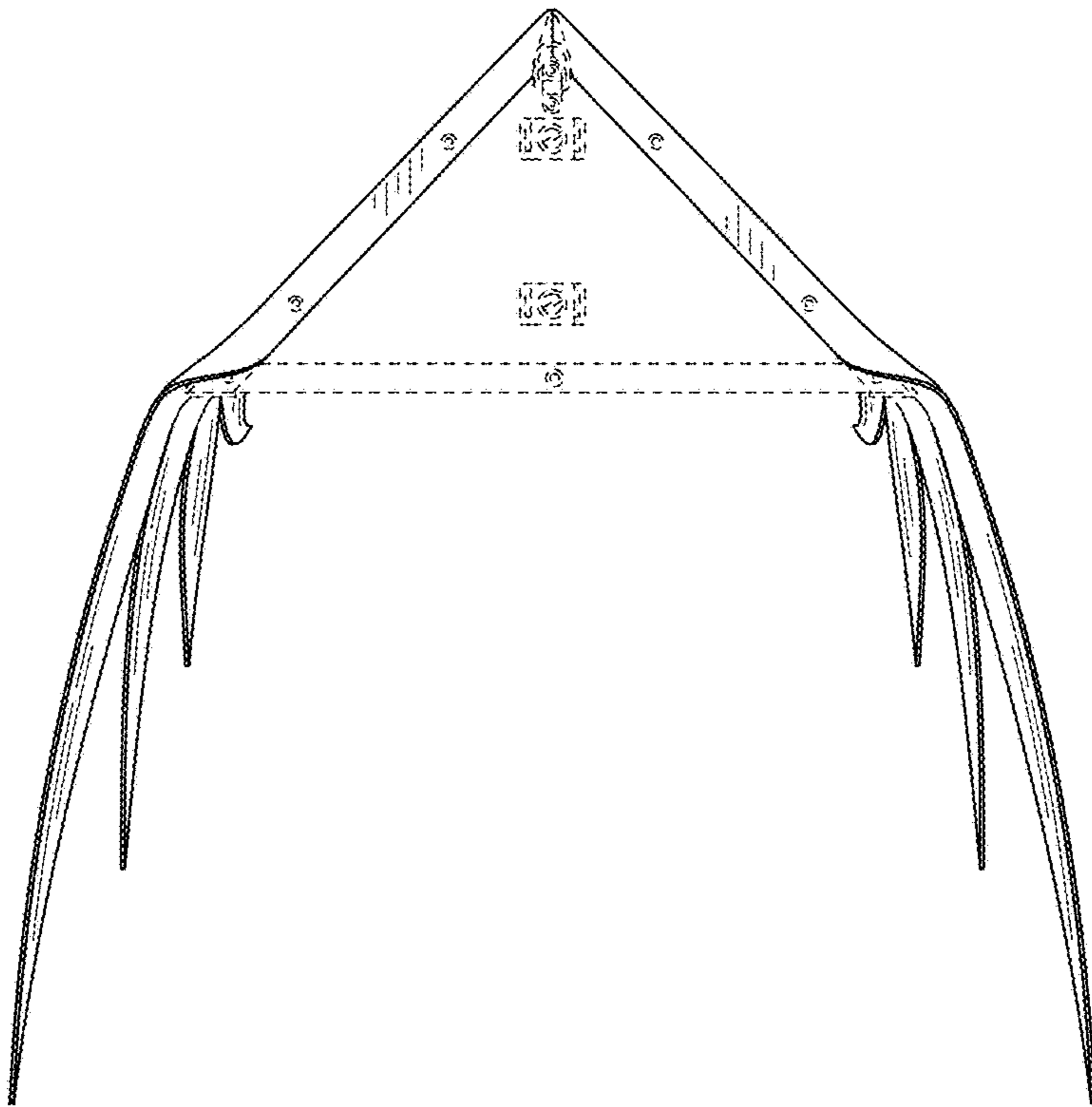


FIG. 3




FIG. 4




FIG. 5




FIG. 6

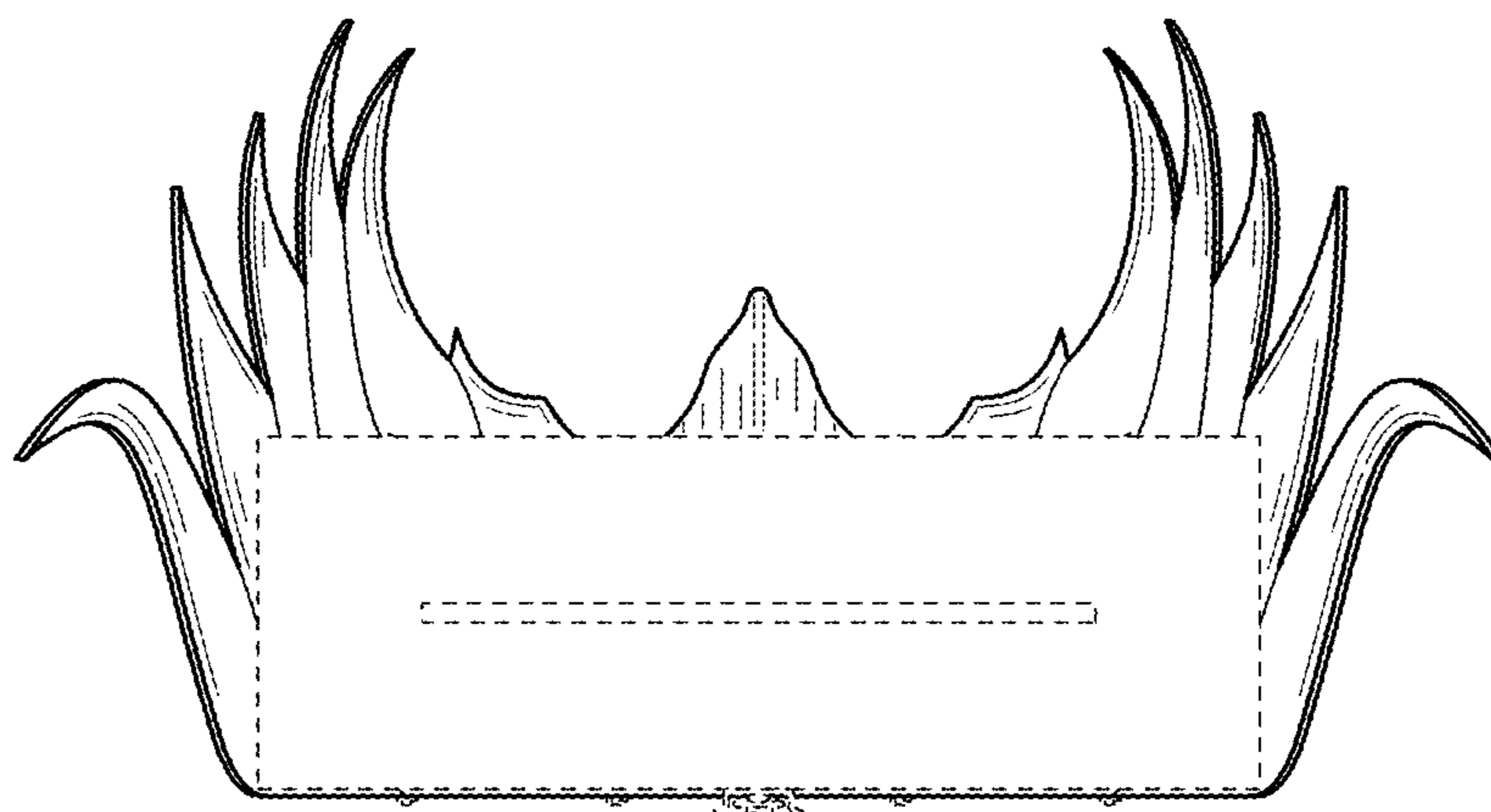


FIG. 7