

US00D837878S

(12) **United States Design Patent**  
**Lansdale**

(10) **Patent No.:** **US D837,878 S**

(45) **Date of Patent:** **\*\* Jan. 8, 2019**

(54) **TRANSACTION DEVICE**

(71) Applicant: **JPMorgan Chase Bank, N.A.**, New York, NY (US)

(72) Inventor: **Zach Lansdale**, New York, NY (US)

(73) Assignee: **JPMorgan Chase Bank, N.A.**, New York, NY (US)

(\*\*) Term: **15 Years**

(21) Appl. No.: **29/622,896**

(22) Filed: **Oct. 20, 2017**

(51) **LOC (11) Cl.** ..... **19-08**

(52) **U.S. Cl.**  
USPC ..... **D19/10**

(58) **Field of Classification Search**  
USPC ..... D19/1-12, 20-34, 100;

40/124.01-124.15, 672, 661, 726, 776,  
40/617; 283/72, 74-75, 103, 105-117,  
283/81-82, 70, 94, 904; 206/449, 815;  
D21/385; D20/10, 22, 27, 40, 42, 11;  
D14/435-437; D6/613, 583; 362/2;  
235/380, 382, 487, 493, 488

CPC .. B42D 15/022; B42D 15/045; B42D 15/027;  
B42D 15/042; B42D 25/29; B42D 25/00;  
B42D 25/20; B42D 25/30; B42D 25/40;  
B42D 25/23; B42D 25/26; B42D 25/285;  
B42D 2033/00; B42D 2033/08; B42D  
2033/10; B42D 2033/16; B42D 2033/20;  
B42D 2033/30

See application file for complete search history.

(56) **References Cited**

U.S. PATENT DOCUMENTS

D559,905 S *	1/2008	Halbur	.....	D19/9
D598,493 S *	8/2009	Flynn	.....	D19/9
D604,359 S *	11/2009	Santos	.....	D19/9
D636,021 S *	4/2011	Antonio	.....	D19/10
D667,495 S *	9/2012	Bender	.....	D19/10
D673,606 S *	1/2013	Mullen	.....	D19/10
D696,344 S *	12/2013	Ehrlich	.....	D19/10
D715,854 S *	10/2014	Sippola	.....	D19/10
D735,806 S *	8/2015	Ehrlich	.....	D19/10

\* cited by examiner

*Primary Examiner* — Abraham Bahta

(74) *Attorney, Agent, or Firm* — Hunton Andrews Kurth LLP

(57) **CLAIM**

The ornamental design for a transaction device, as shown and described.

**DESCRIPTION**

FIG. 1 is a front perspective view of the transaction device showing my new design;

FIG. 2 depicts a front view thereof;

FIG. 3 depicts a back view thereof;

FIG. 4 depicts a side view thereof;

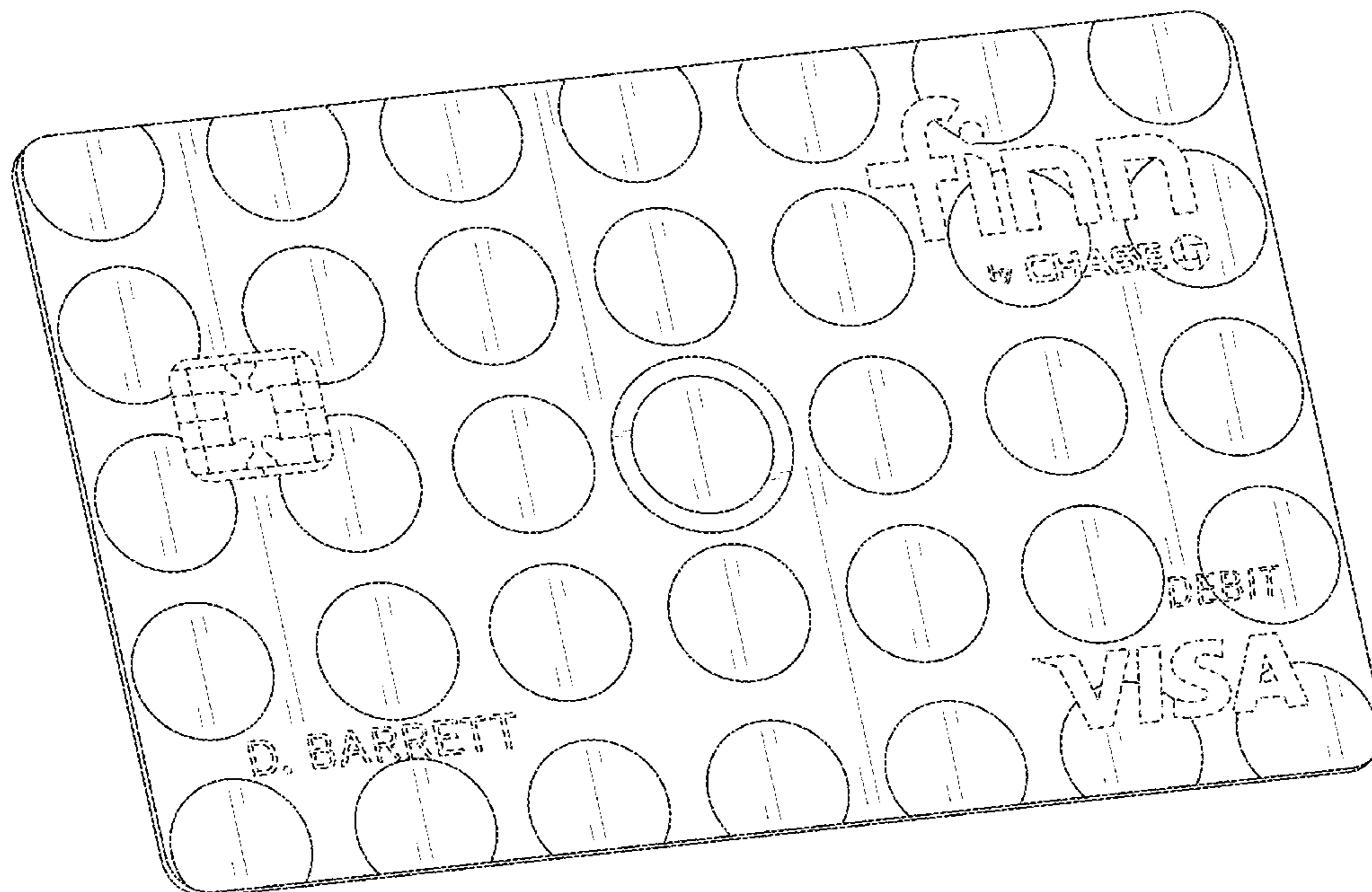
FIG. 5 depicts an opposite side view thereof;

FIG. 6 depicts a bottom view thereof; and,

FIG. 7 depicts a top view thereof.

The broken lines in the drawings illustrate environmental structure on the article and form no part of the claimed design.

**1 Claim, 5 Drawing Sheets**






FIG. 1






FIG. 3



FIG. 5




FIG. 4




FIG. 6



FIG. 7