



US00D837852S

(12) **United States Design Patent**  
**Nilsson**

(10) **Patent No.:** **US D837,852 S**  
(45) **Date of Patent:** **\*\* Jan. 8, 2019**

(54) **AUTOMATICALLY GUIDED VEHICLE FOR ORDER PICKING**

(71) Applicant: **TOYOTA MATERIAL HANDLING MANUFACTURING SWEDEN AB, Mjolby (SE)**

(72) Inventor: **Mattias Nilsson, Mjolby (SE)**

(73) Assignee: **TOYOTA MATERIAL HANDLING MANUFACTURING SWEDEN AB, Mjolby (SE)**

(\*\*) Term: **15 Years**

(21) Appl. No.: **29/584,923**

(22) Filed: **Nov. 18, 2016**

(30) **Foreign Application Priority Data**

May 19, 2016 (EM) ..... 00314746-0001

(51) **LOC (11) Cl.** ..... **15-99**

(52) **U.S. Cl.**  
USPC ..... **D15/199**

(58) **Field of Classification Search**  
USPC ..... D34/12, 16, 28, 29, 35; D15/199  
CPC ..... B25J 9/044; B25J 9/102; G06F 3/0485;  
G05D 1/0022; G05D 2201/0209; B60K  
17/358; B60K 17/34; B60K 17/043;  
B62D 7/142

See application file for complete search history.

(56) **References Cited**

**U.S. PATENT DOCUMENTS**

D147,608 S 10/1947 Benzel  
2,686,455 A 8/1954 Porsche  
D175,033 S \* 6/1955 McCoulough ..... D12/1  
D180,020 S \* 4/1957 Hemmeter ..... D10/82  
4,137,984 A \* 2/1979 Jennings ..... B62D 1/28  
180/168

D433,077 S 10/2000 Yamazaki  
6,193,267 B1 2/2001 Tichvon  
D457,999 S \* 5/2002 Oshima ..... D34/17  
D468,884 S \* 1/2003 Ito ..... D34/12  
D497,857 S 11/2004 Namgoong  
D510,896 S 10/2005 Hoelzel  
D559,867 S \* 1/2008 Abramson ..... D15/14  
D569,773 S 5/2008 Niebuhr  
7,401,796 B1 \* 7/2008 Greco ..... A47B 21/00  
280/47.34  
D663,333 S \* 7/2012 Kitano ..... D15/199  
D683,101 S \* 5/2013 Wojdyla-Gray ..... D34/14  
(Continued)

**OTHER PUBLICATIONS**

U.S. Appl. No. 29/584,928, Steering Assembly With Display Screen, filed Nov. 18, 2016.

(Continued)

*Primary Examiner* — Cynthia Ramirez

(74) *Attorney, Agent, or Firm* — Knobbe, Martens, Olson & Bear, LLP

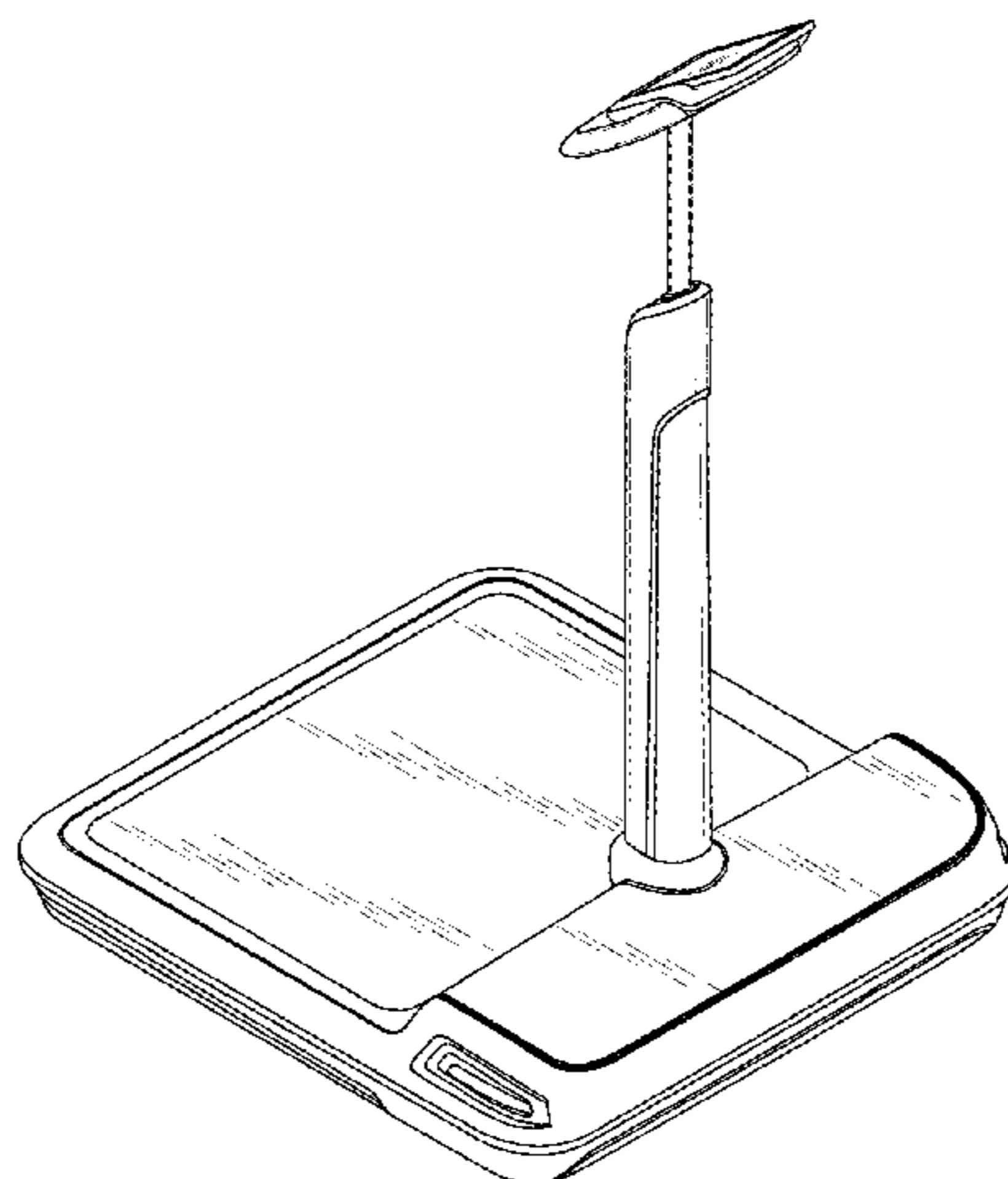
(57) **CLAIM**

The ornamental design for an automatically guided vehicle for order picking, as shown and described.

**DESCRIPTION**

FIG. 1 is front perspective view of an automatically guided vehicle for order picking, showing my new design.  
FIG. 2 is a right side elevational view thereof.  
FIG. 3 is a left side elevational view thereof.  
FIG. 4 is a front elevational view thereof.  
FIG. 5 is a rear elevational view thereof.  
FIG. 6 is a top plan view thereof; and,  
FIG. 7 is a bottom plan view thereof.  
The broken lines in the drawings depict portions of the automatically guided vehicle for order picking that are not part of the claimed design.

**1 Claim, 6 Drawing Sheets**



(56)

**References Cited**

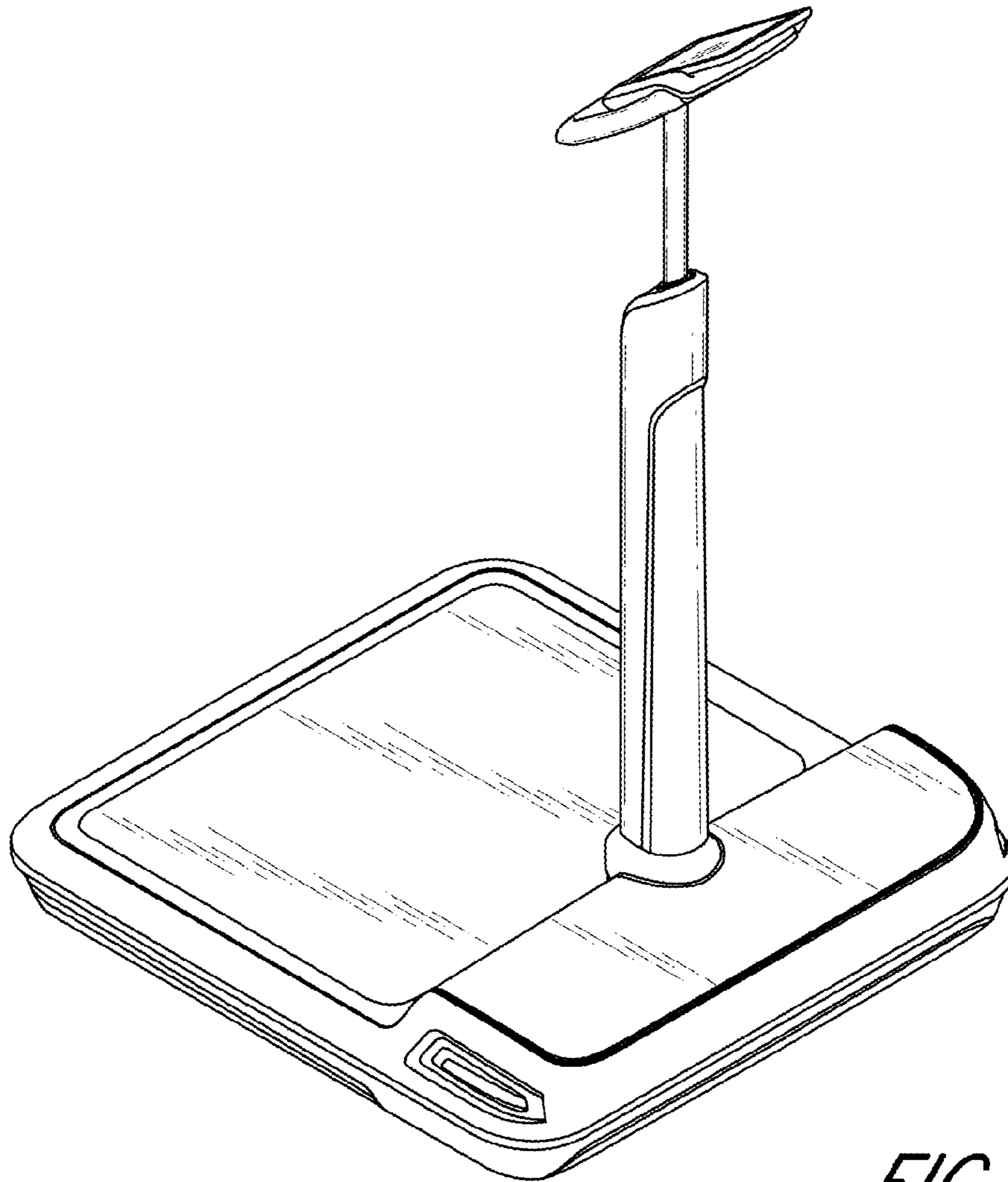
U.S. PATENT DOCUMENTS

D743,647 S \* 11/2015 Heck ..... D32/21  
D743,859 S 11/2015 Gong  
D769,781 S 10/2016 Allison  
D785,637 S 5/2017 Hennings  
D791,208 S \* 7/2017 Hale ..... D15/199  
D810,167 S \* 2/2018 Yang ..... D15/199  
D811,458 S \* 2/2018 Wang ..... D15/199  
D812,663 S \* 3/2018 Waters ..... D15/199  
D812,836 S \* 3/2018 Wohlstadter ..... D34/12  
2003/0078714 A1 4/2003 Kitano  
2016/0159386 A1 6/2016 Jang  
2016/0375924 A1 12/2016 Bodtker

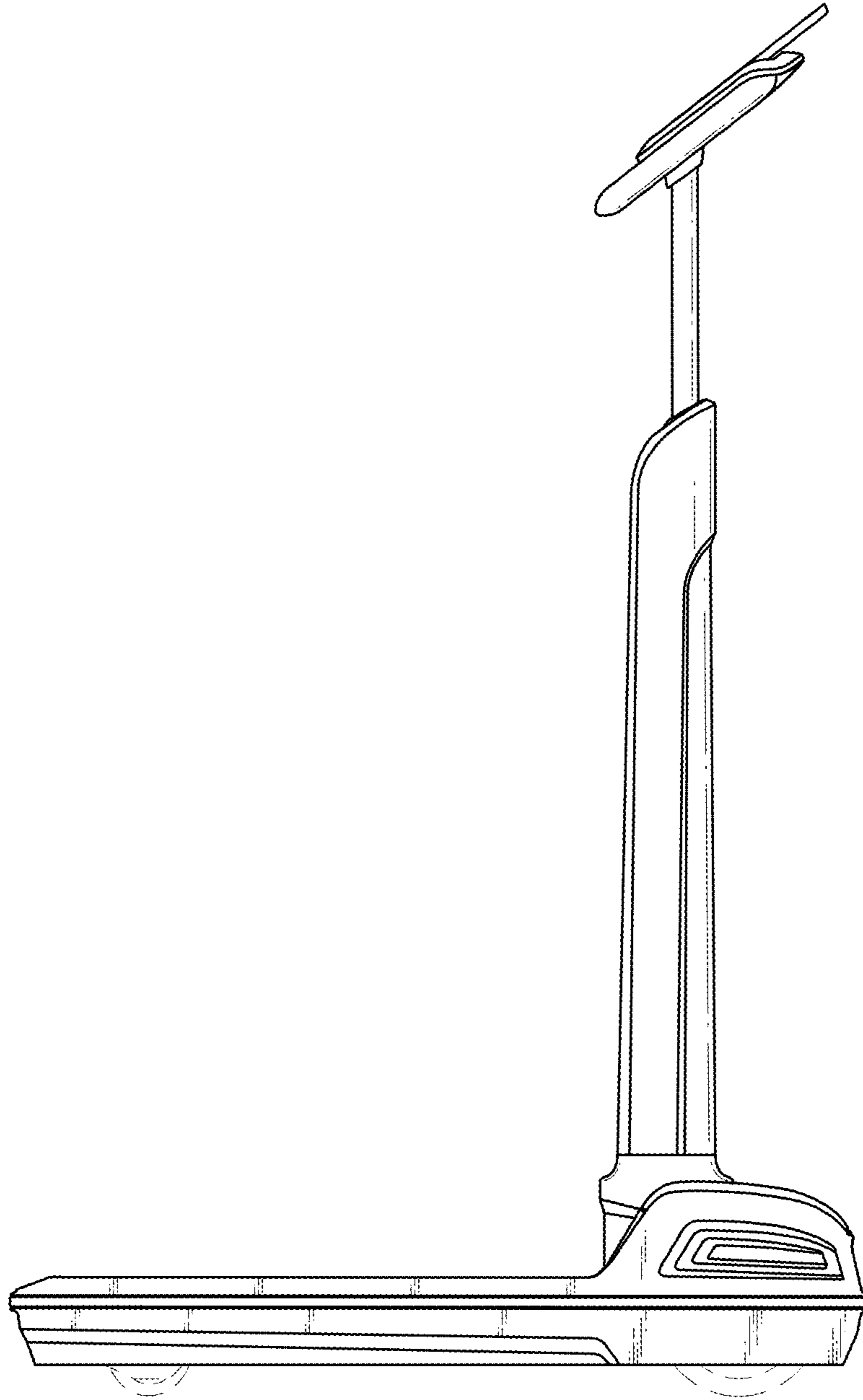
OTHER PUBLICATIONS

U.S. Appl. No. 29/584,922, Automatically Guided Platform for Order Picking, filed Nov. 18, 2016.

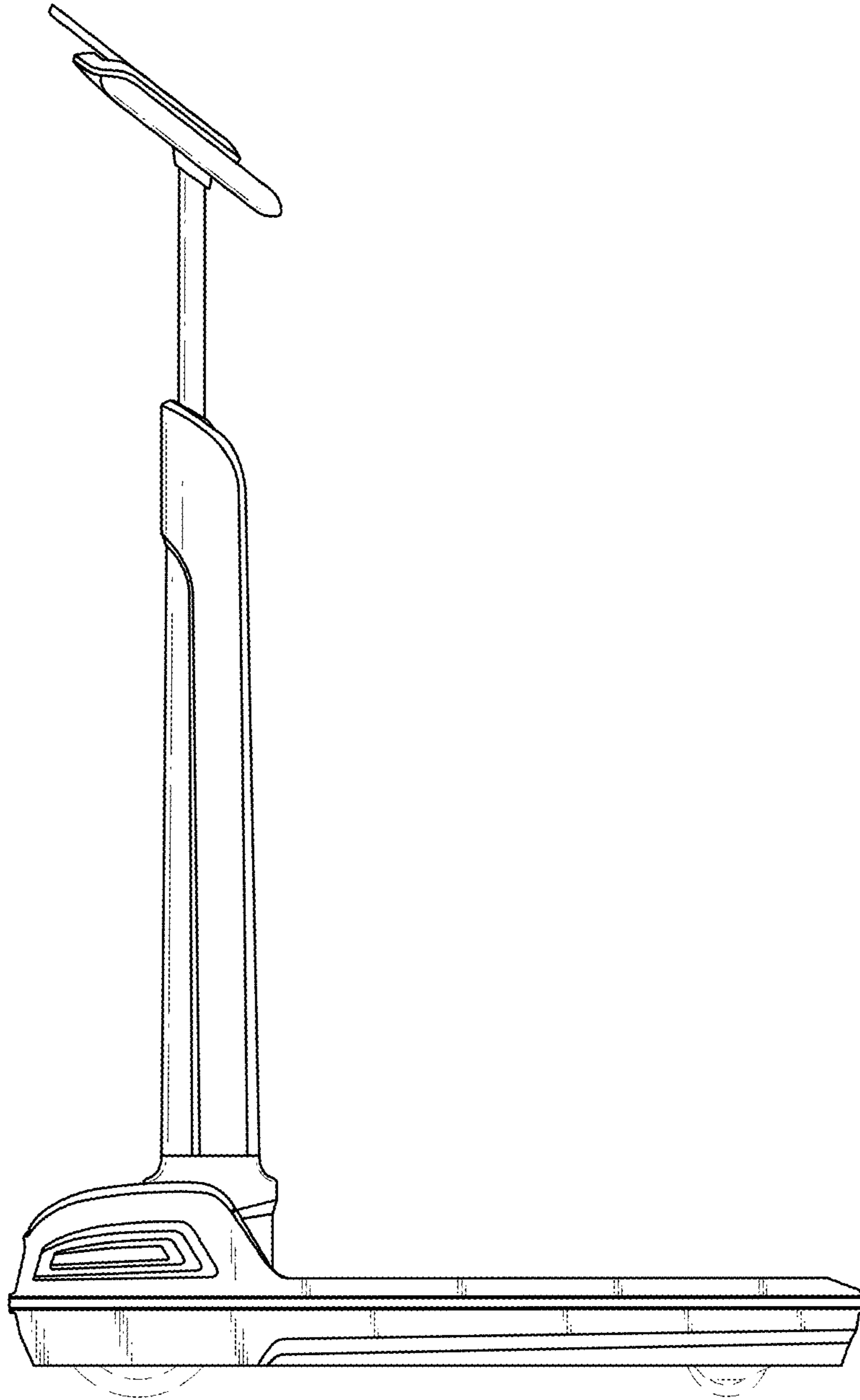
\* cited by examiner



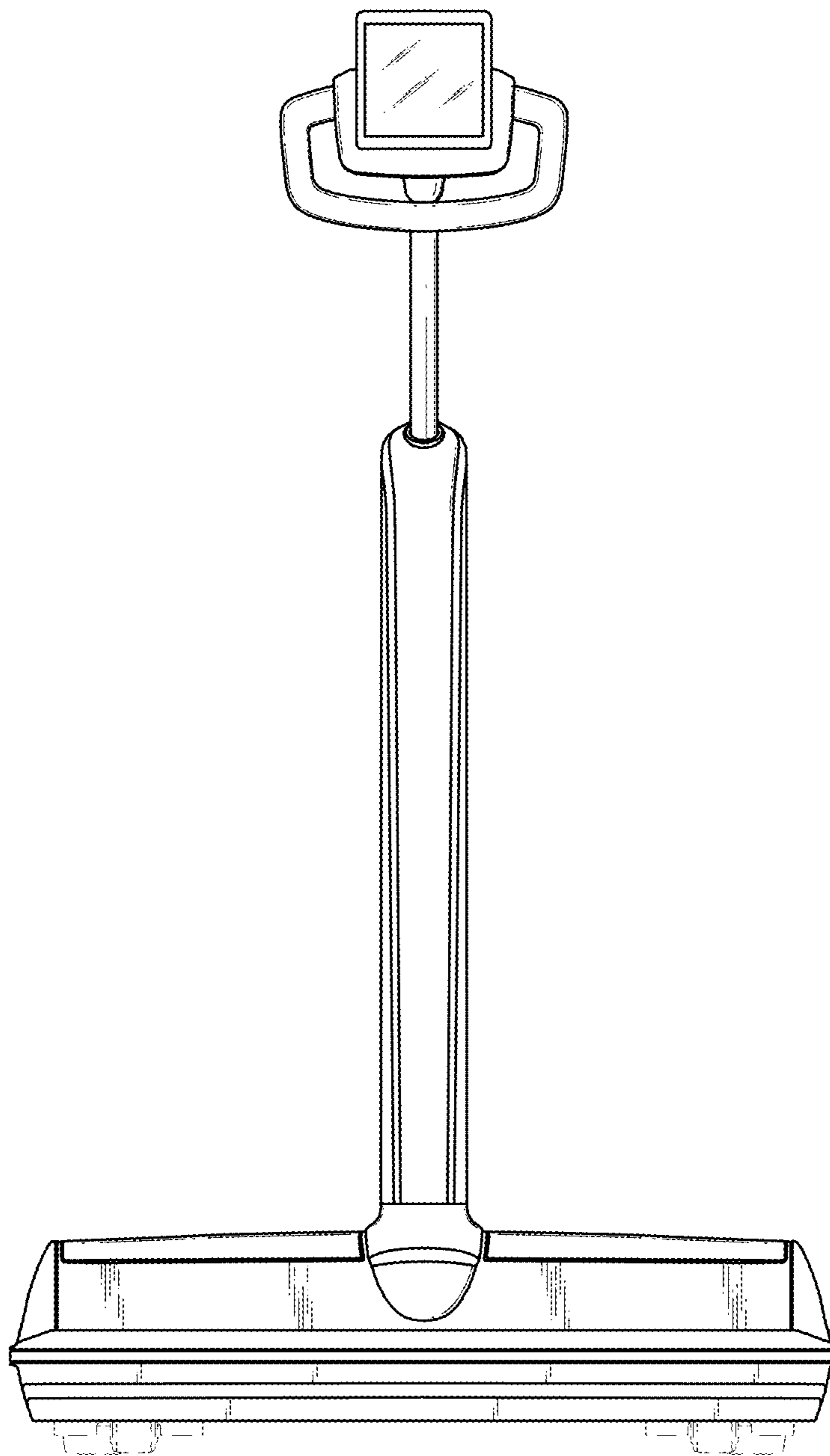
*FIG. 1*



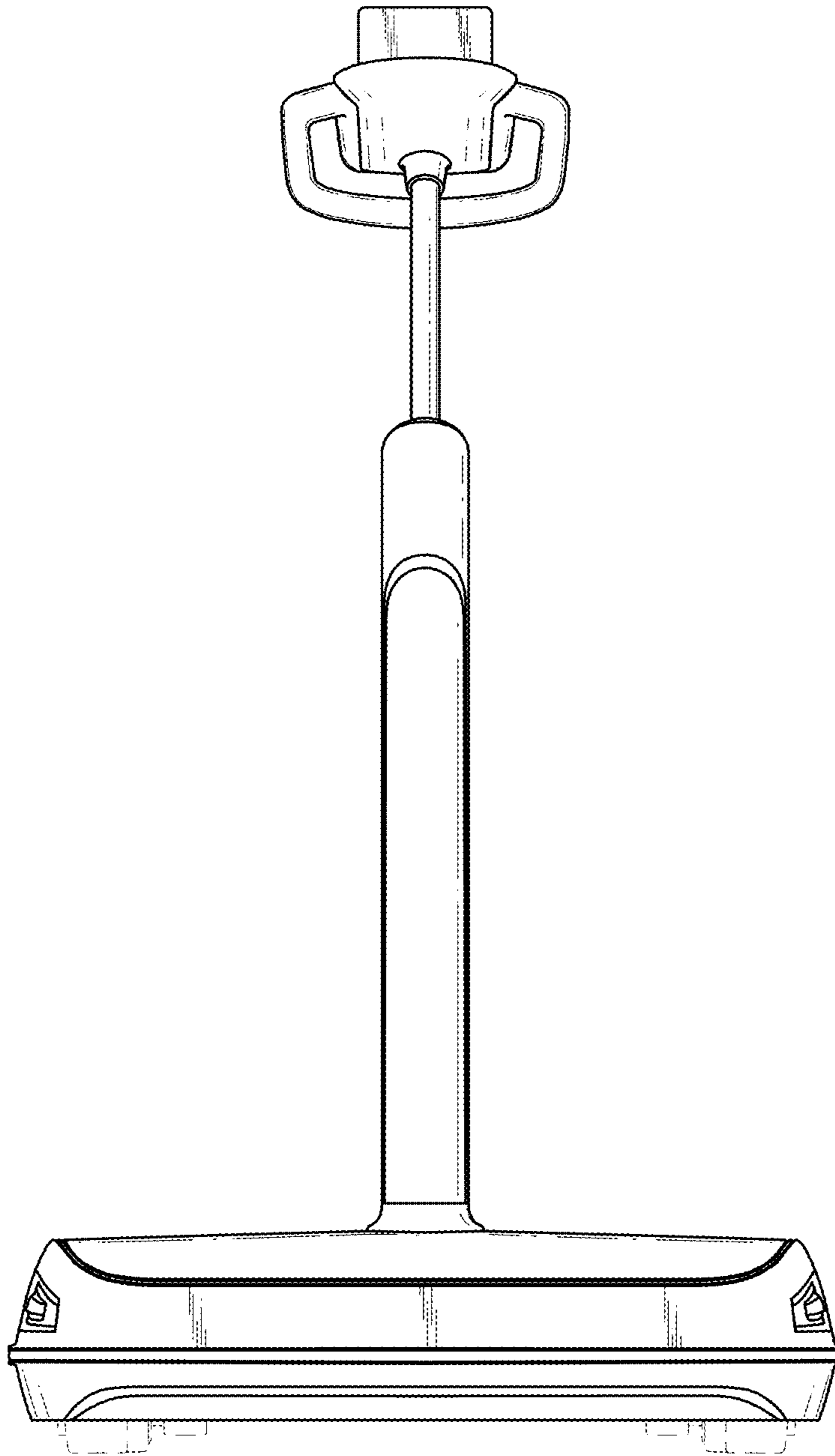
*FIG. 2*



*FIG. 3*

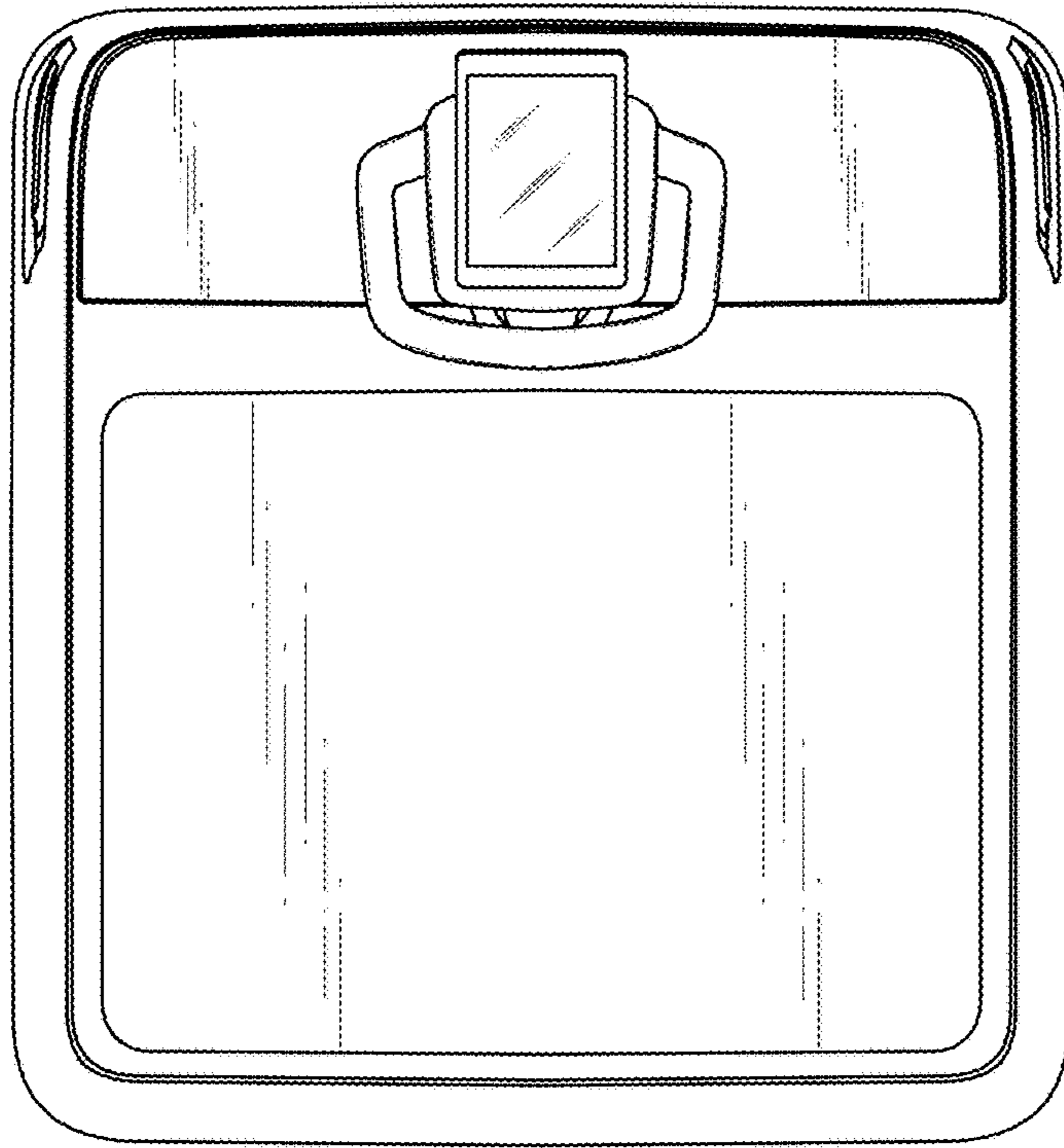


*FIG. 4*

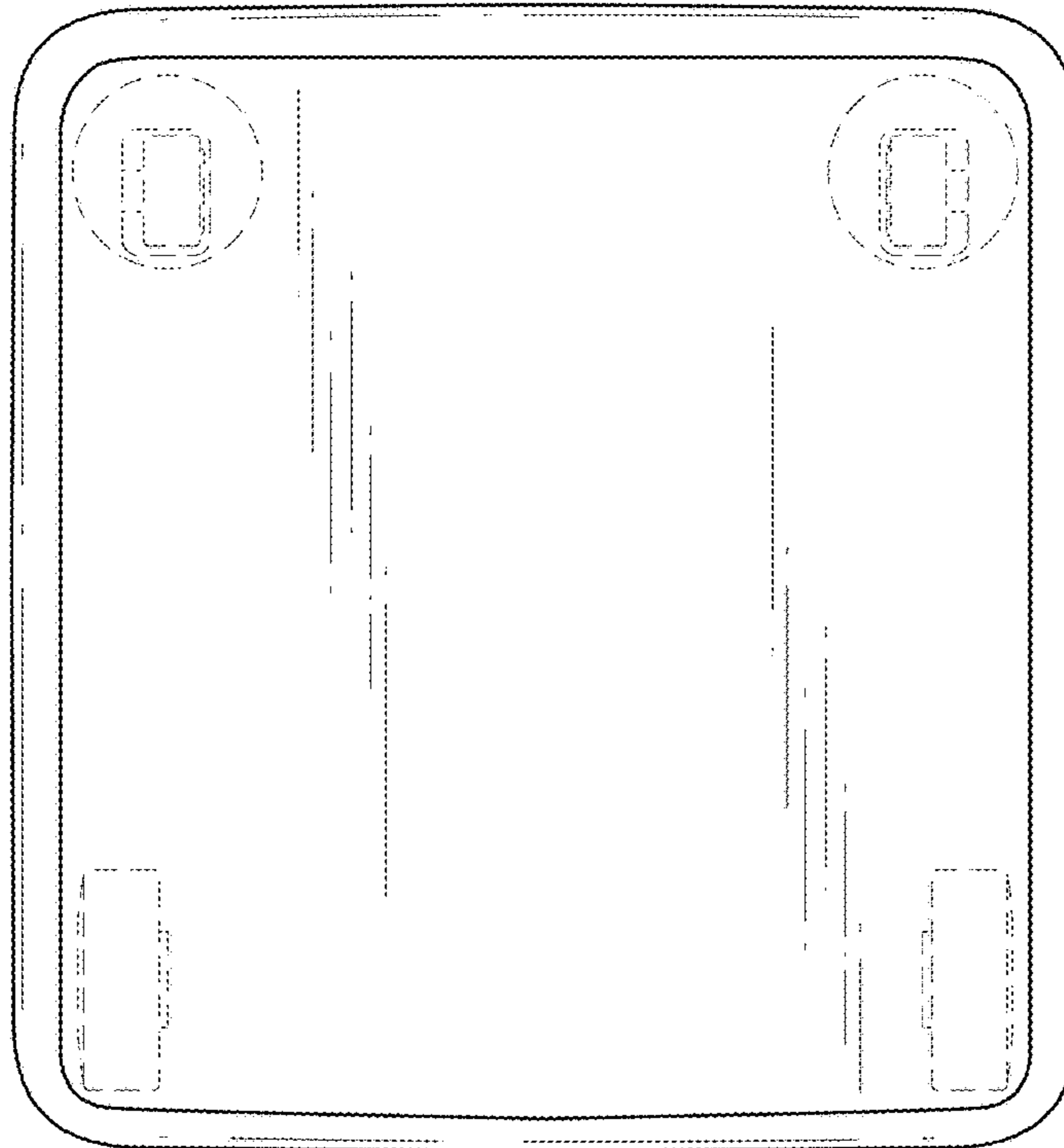


*FIG. 5*





*FIG. 6*



*FIG. 7*