



US00D837849S

(12) **United States Design Patent**  
**Longo**

(10) **Patent No.:** **US D837,849 S**  
(45) **Date of Patent:** **\*\* Jan. 8, 2019**

- (54) **PACKAGING MACHINE**
- (71) Applicant: **BOBST MEX SA, Mex VD (CH)**
- (72) Inventor: **Antonio Longo, Prilly (CH)**
- (73) Assignee: **BOBST MEX SA, Mex VD (CH)**
- (\*\*) Term: **15 Years**
- (21) Appl. No.: **29/584,900**
- (22) Filed: **Nov. 18, 2016**

(30) **Foreign Application Priority Data**

May 18, 2016 (EM) ..... 003138502-0001

(51) **LOC (11) Cl.** ..... **15-09**

(52) **U.S. Cl.**  
USPC ..... **D15/145**

(58) **Field of Classification Search**  
USPC ..... 15/145, 146  
CPC ..... B65B 13/00; B65B 13/06; B65B 13/22;  
B65B 13/32; B65B 61/06

See application file for complete search history.

(56) **References Cited**

**U.S. PATENT DOCUMENTS**

D191,012 S *	8/1961	Mahaffy	.....	D15/145
D197,916 S *	4/1964	Thompson	.....	D15/145
D205,013 S *	6/1966	Cain et al.	.....	D15/145
D230,075 S *	1/1974	Sherman	.....	D15/145
D232,122 S *	7/1974	Katz	.....	D15/145
D239,200 S *	3/1976	Leotta	.....	D15/127
D239,461 S *	4/1976	Heavner	.....	D15/145
4,545,175 A *	10/1985	Beckett	.....	B65B 37/20 493/1
D301,890 S *	6/1989	Silbersky	.....	D15/145
D328,307 S *	7/1992	Belletire	.....	D15/145
D338,025 S *	8/1993	Washizaki	.....	D15/145
D342,530 S *	12/1993	Lissoni	.....	D15/145

D347,013 S *	5/1994	Taguchi	.....	D15/145
D372,487 S *	8/1996	Brewer	.....	D15/145
D488,822 S *	4/2004	Shibazaki	.....	D15/145
9,694,414 B2 *	7/2017	Ehrmann	.....	B21D 51/18
2010/0205914 A1 *	8/2010	Yamamoto	.....	B65B 13/06 53/582
2014/0130464 A1 *	5/2014	Takahashi	.....	B65B 51/22 53/557
2014/0150377 A1 *	6/2014	Ehrmann	.....	B65B 57/04 53/453
2014/0260123 A1 *	9/2014	Drechsler	.....	B65B 35/24 53/559
2014/0298760 A1 *	10/2014	Luo	.....	B65B 13/00 53/588

(Continued)

*Primary Examiner* — Patricia A Palasik

(74) *Attorney, Agent, or Firm* — McNeas Wallace & Nurick LLC

(57) **CLAIM**

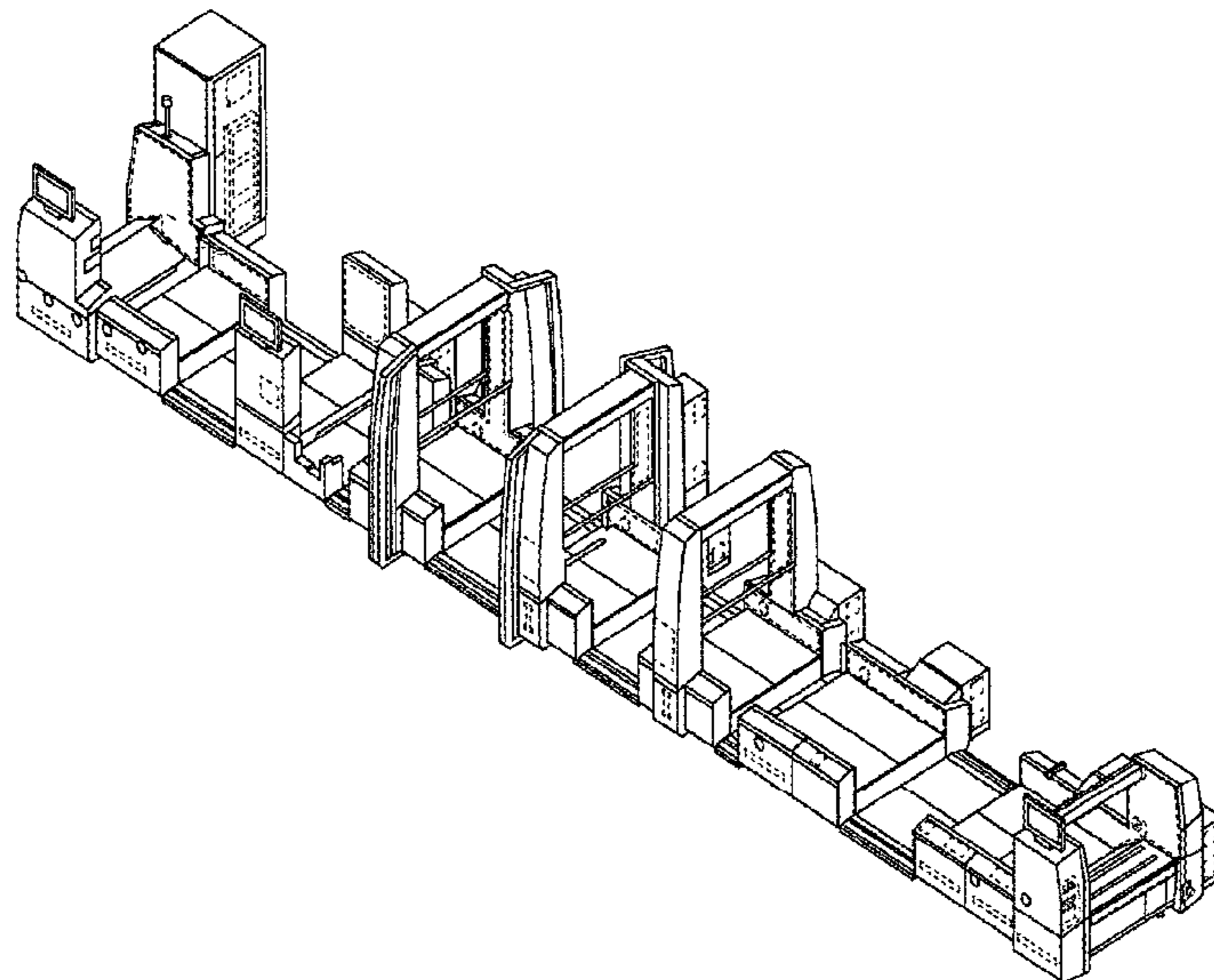
The ornamental design for a packaging machine, as shown and described.

**DESCRIPTION**

FIG. 1 is a top-front-left perspective view of a packaging machine, showing the design;  
 FIG. 2 is a left side view of the packaging machine of FIG. 1;  
 FIG. 3 is a rear view of the packaging machine of FIG. 1;  
 FIG. 4 is a front view of the packaging machine of FIG. 1;  
 FIG. 5 is a right side view of the packaging machine of FIG. 1;  
 FIG. 6 is a top view of the packaging machine of FIG. 1;  
 and,  
 FIG. 7 is a bottom view of the packaging machine of FIG. 1.

The broken lines in the drawings depict unclaimed environmental subject matter.

**1 Claim, 7 Drawing Sheets**



(56)

**References Cited**

U.S. PATENT DOCUMENTS

2015/0052856 A1\* 2/2015 Sbabo ..... F16M 1/00  
53/545  
2015/0191267 A1\* 7/2015 Mochizuki ..... B65H 29/005  
53/373.2  
2015/0202831 A1\* 7/2015 Kortman ..... B65B 5/04  
53/452  
2016/0023791 A1\* 1/2016 Hsu ..... B65B 51/10  
53/285  
2016/0207651 A1\* 7/2016 Cattaneo ..... B65B 21/245  
2016/0325868 A1\* 11/2016 Bonneville ..... B65L 361/06  
2017/0080634 A1\* 3/2017 Honegger ..... B65B 43/04  
2017/0129632 A1\* 5/2017 Williams ..... B65B 43/123

\* cited by examiner

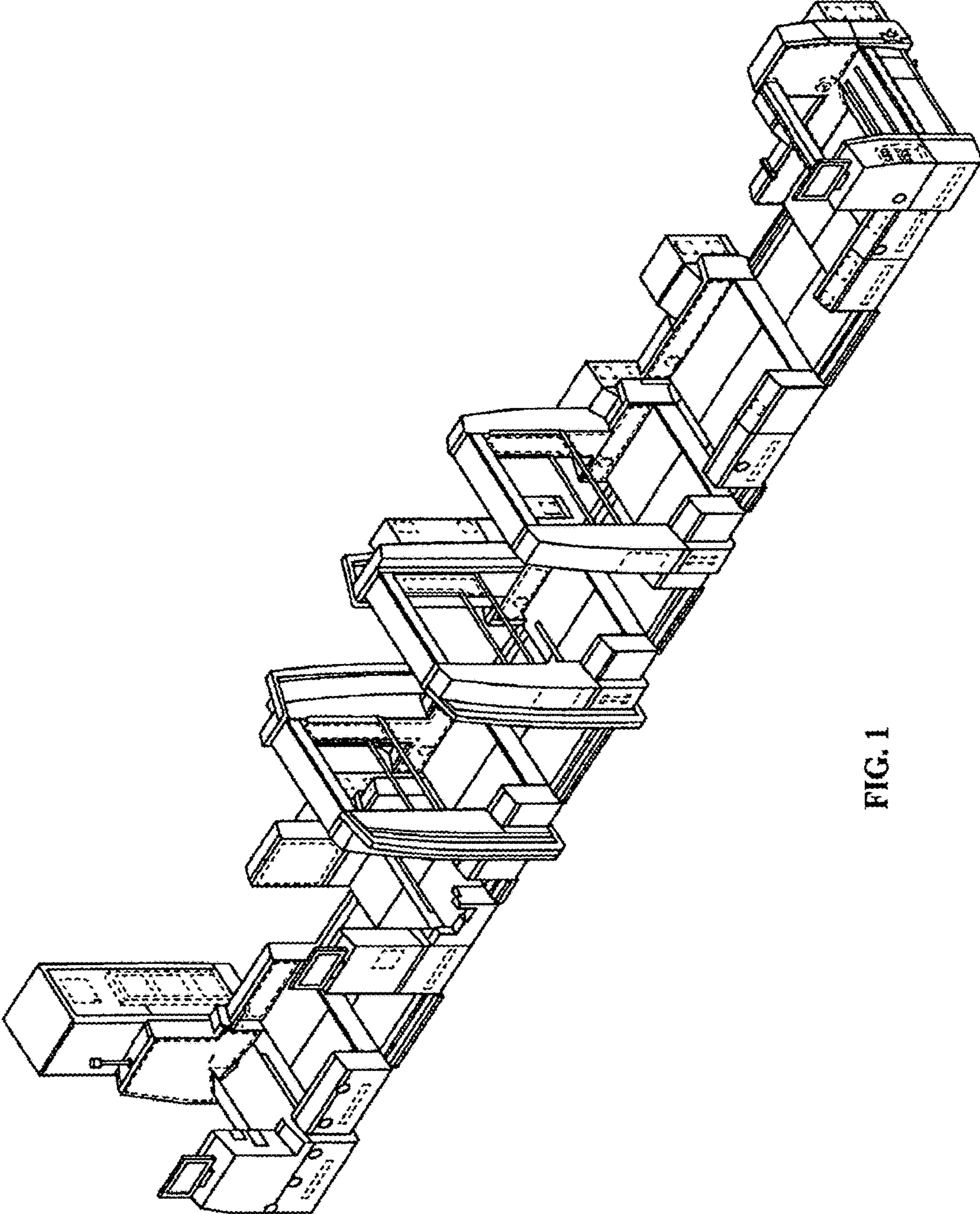


FIG. 1

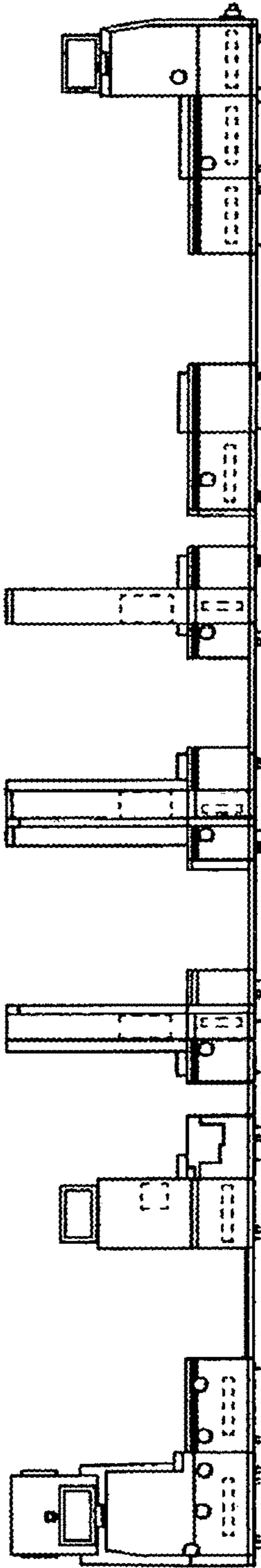


FIG. 2

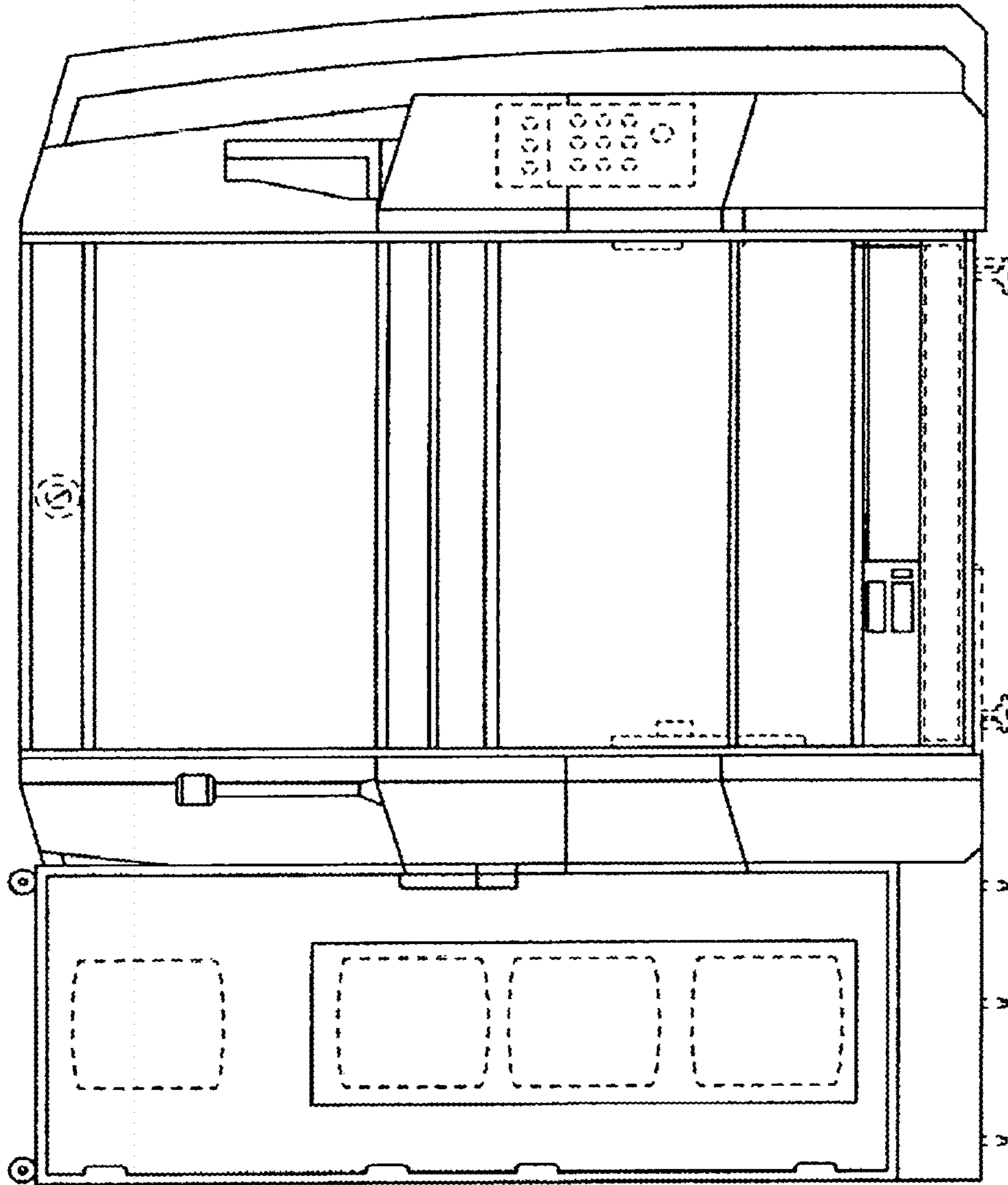


FIG. 3

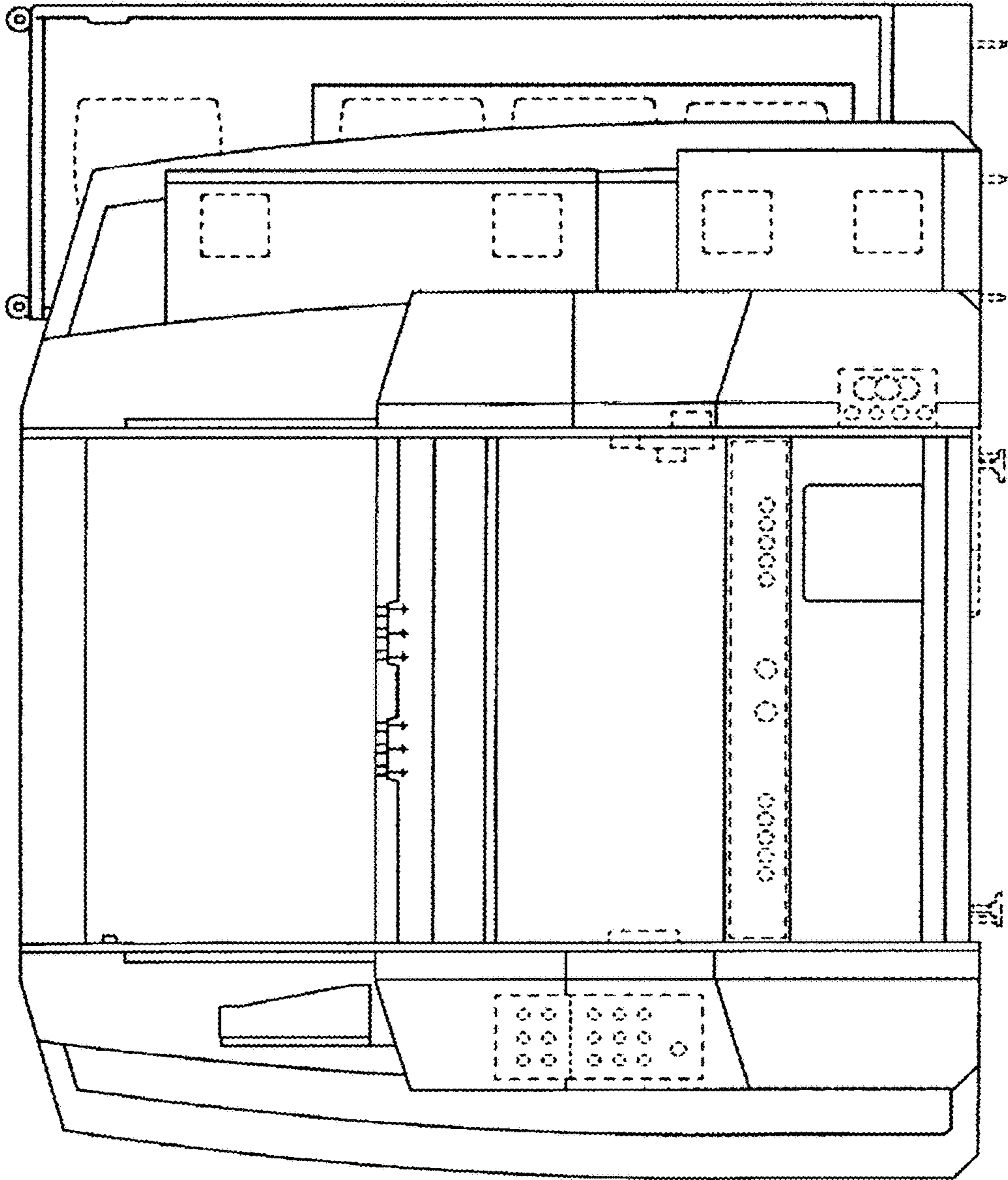


FIG. 4

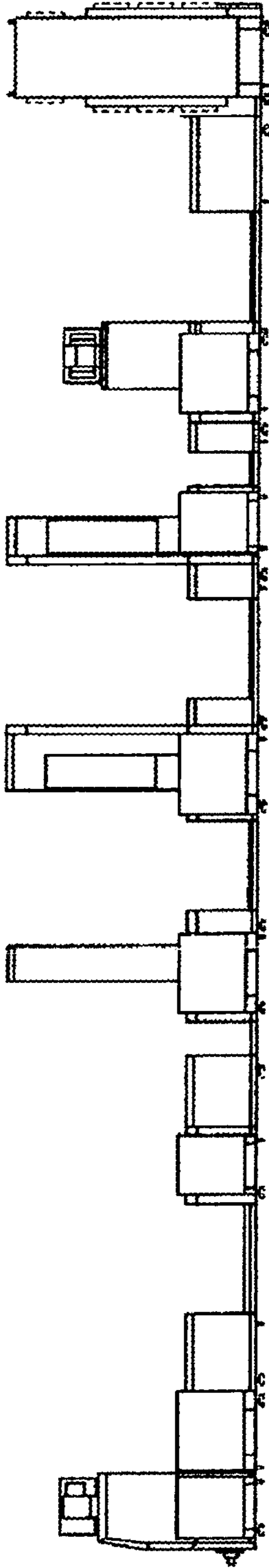


FIG. 5

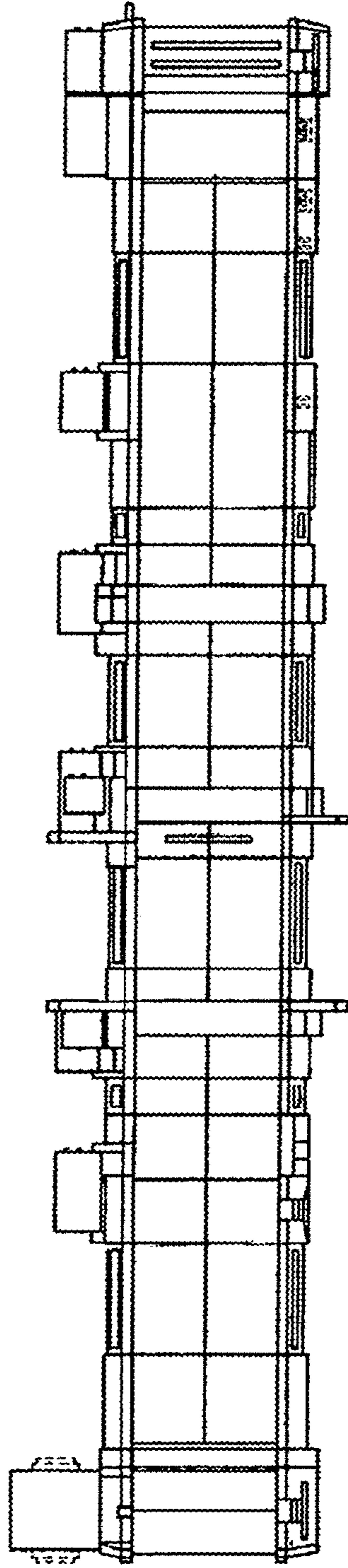


FIG. 6



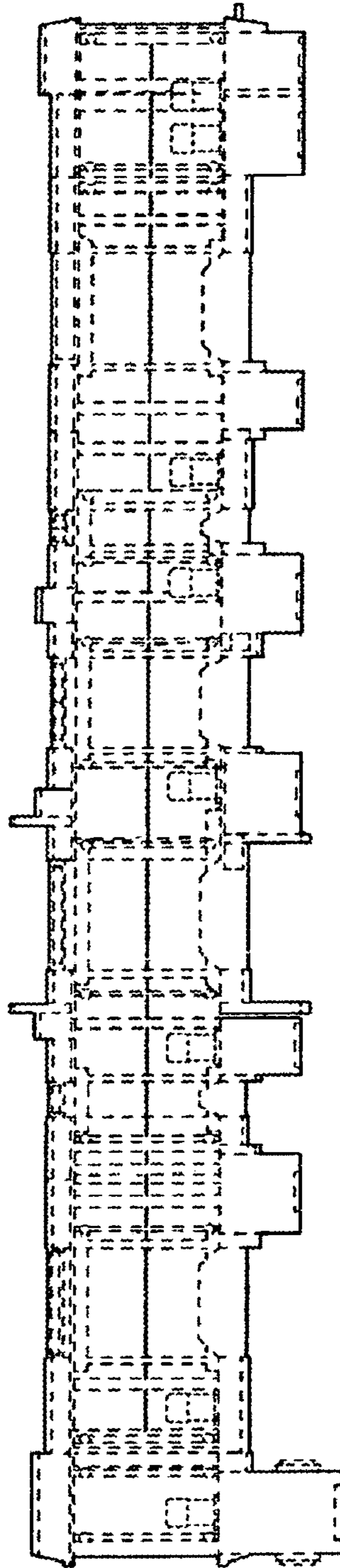


FIG. 7