



US00D837834S

(12) **United States Design Patent**
Zenier et al.

(10) **Patent No.:** **US D837,834 S**
(45) **Date of Patent:** **** Jan. 8, 2019**

- (54) **WEAR PART FOR EARTH WORKING EQUIPMENT**
- (71) Applicant: **ESCO Corporation**, Portland, OR (US)
- (72) Inventors: **Scott H. Zenier**, Portland, OR (US);
Michael B. Roska, Portland, OR (US);
Joel S. Hankland, Canby, OR (US)
- (73) Assignee: **ESCO GROUP LLC**, Portland, OR (US)
- (**) Term: **15 Years**
- (21) Appl. No.: **29/603,089**
- (22) Filed: **May 5, 2017**
- (51) **LOC (11) Cl.** **15-03**
- (52) **U.S. Cl.**
USPC **D15/28; D15/29**
- (58) **Field of Classification Search**
USPC D15/28, 29; 37/455, 456; 172/772.5
CPC E02F 9/2808; E02F 9/2816; E02F 9/2825;
E02F 9/2833; E02F 9/2858; E02F 9/2875;
E02F 9/2883; E02F 9/28; E02F 3/40;
A01B 39/20
See application file for complete search history.

- (56) **References Cited**
U.S. PATENT DOCUMENTS
- 1,384,701 A * 7/1921 McMonegal E02F 9/2825
37/454
- 2,891,333 A * 6/1959 Van Buskirk E02F 9/2825
37/452
- 2,904,909 A * 9/1959 Ratkowski E02F 9/2841
37/458
- 2,951,300 A * 9/1960 Ratkowski E02F 9/2841
37/457
- 2,987,838 A * 6/1961 Stratton E02F 9/2841
37/459

- 3,137,352 A * 6/1964 Petersen E02F 9/2825
172/713
- D200,721 S * 3/1965 Wilson D15/29
- 4,231,173 A * 11/1980 Davis E02F 9/2825
172/762
- D260,772 S * 9/1981 Johnson D15/29
- 4,501,079 A * 2/1985 Hahn E02F 9/2841
172/701.3
- D285,206 S * 8/1986 Johnson D15/11
- D326,459 S * 5/1992 Anderson D15/29
- D328,466 S * 8/1992 Robinson D15/29
- D329,243 S * 9/1992 Robinson D15/29
- 5,172,501 A * 12/1992 Pippins E02F 9/2825
37/453
- 5,241,765 A * 9/1993 Jones E02F 3/60
172/772
- D420,014 S * 2/2000 Karlsson D15/29
- D446,223 S * 8/2001 Edwards D15/29
- D446,224 S * 8/2001 Clendenning D15/29

(Continued)

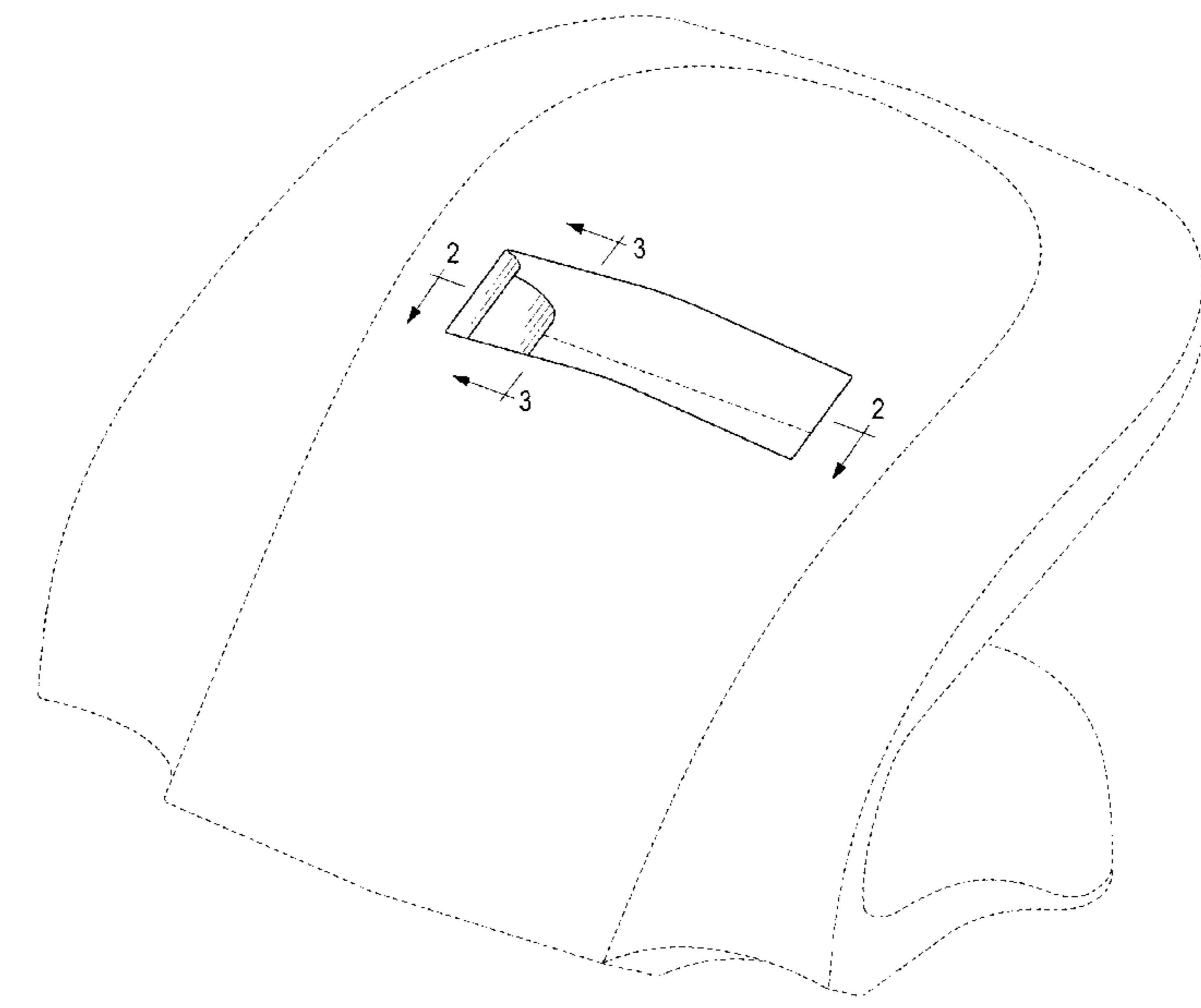
Primary Examiner — Mark A Goodwin
(74) *Attorney, Agent, or Firm* — John Anderton

(57) **CLAIM**
The ornamental design for wear part for earth working equipment, as shown and described.

DESCRIPTION

FIG. 1 is a perspective view of a wear part for earth working equipment in accordance with the present invention. FIG. 2 is a cross section view taken along line 2-2 of FIG. 1. FIG. 3 is a cross section view taken along line 3-3 of FIG. 1; and, FIG. 4 is another perspective view of FIG. 1. The broken lines in the drawings depict unclaimed environmental subject matter and form no part of the claimed design. The cross hatching depicts an interior portion of the wear part and forms no part of the claimed design.

1 Claim, 3 Drawing Sheets



(56)

References Cited

U.S. PATENT DOCUMENTS

D447,154 S * 8/2001 Clendenning D15/29
 6,993,861 B2 * 2/2006 Carpenter E02F 9/28
 172/753
 7,144,183 B2 * 12/2006 Lian E02F 9/2841
 403/319
 7,171,771 B2 * 2/2007 Briscoe E02F 9/2833
 37/455
 7,174,661 B2 * 2/2007 Briscoe E02F 9/2833
 37/455
 D546,350 S * 7/2007 De Martiis D15/29
 D552,632 S * 10/2007 De Martiis D15/29
 D560,232 S * 1/2008 De Martiis D15/29
 7,367,144 B2 * 5/2008 Jones E02F 9/28
 172/772.5
 D576,183 S * 9/2008 De Martiis D15/29
 7,536,811 B2 * 5/2009 McClanahan E02F 9/2833
 172/772.5
 7,874,086 B2 * 1/2011 Briscoe E02F 9/2833
 172/753

D705,823 S * 5/2014 Haslett D15/28
 D707,264 S * 6/2014 Renski D15/28
 D728,636 S * 5/2015 Kunz D15/28
 D768,730 S * 10/2016 Kunz D15/28
 D769,946 S * 10/2016 Kunz D15/29
 D797,163 S * 9/2017 Kunz D15/29
 D801,397 S * 10/2017 Balan D15/29
 D806,141 S * 12/2017 Serrurier D15/29
 2003/0024139 A1 * 2/2003 Jones E02F 9/28
 37/456
 2004/0037637 A1 * 2/2004 Lian E02F 9/2841
 403/374.1
 2004/0216336 A1 * 11/2004 Briscoe E02F 9/2833
 37/455
 2005/0229441 A1 * 10/2005 Maher E02F 9/2841
 37/446
 2007/0044349 A1 * 3/2007 McClanahan E02F 9/2883
 37/452
 2008/0092413 A1 * 4/2008 McClanahan E02F 9/2841
 37/451
 2015/0211214 A1 * 7/2015 Dallard E02F 9/2833
 37/456

* cited by examiner

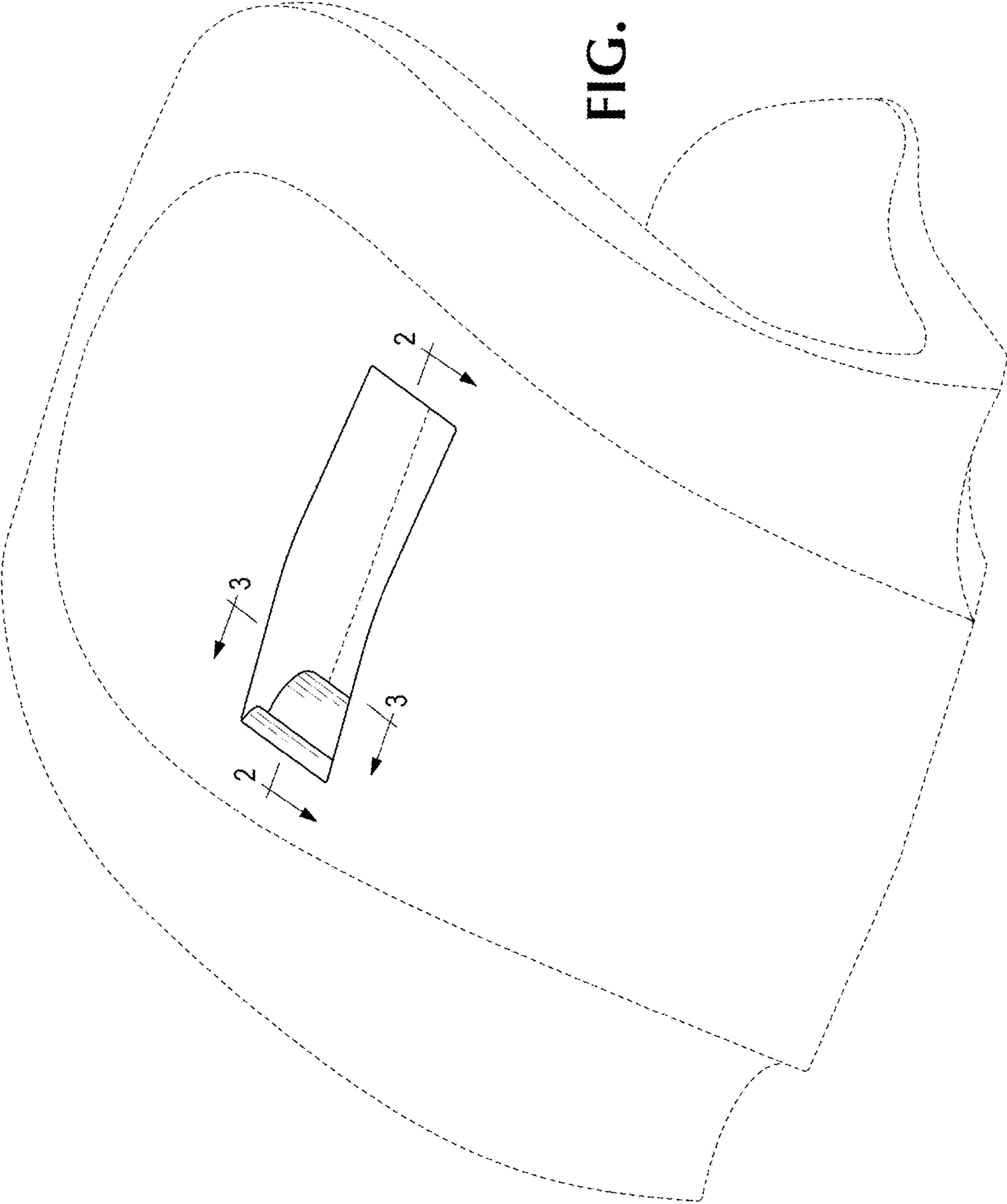


FIG. 1

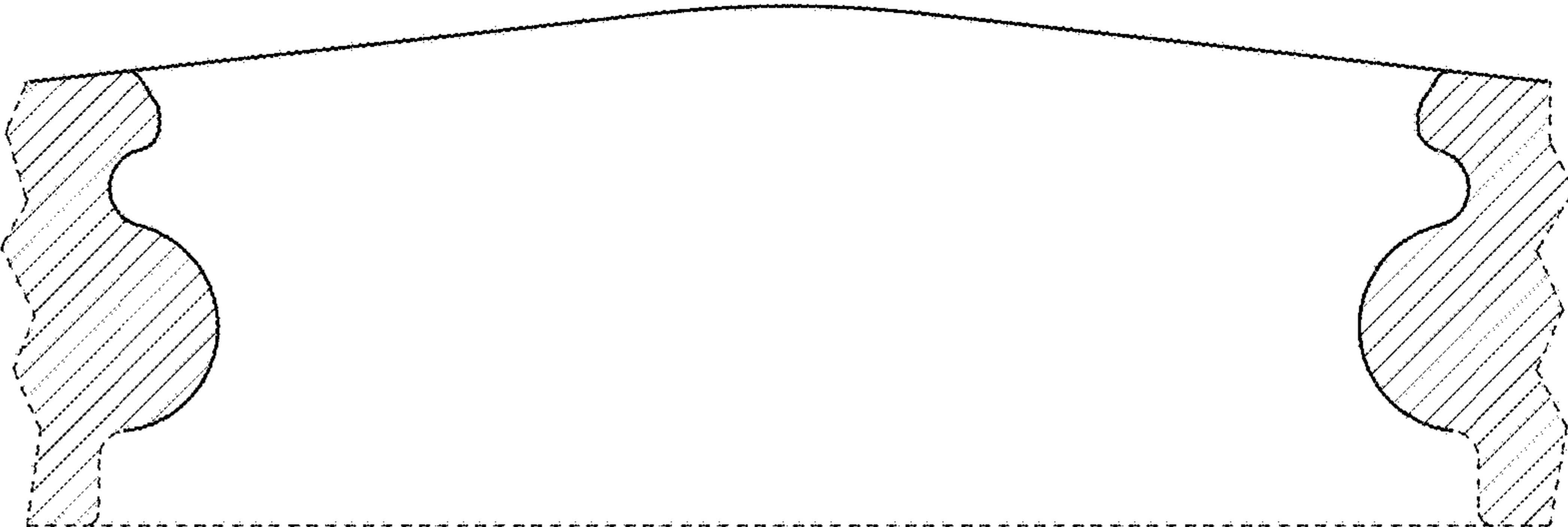


FIG. 2

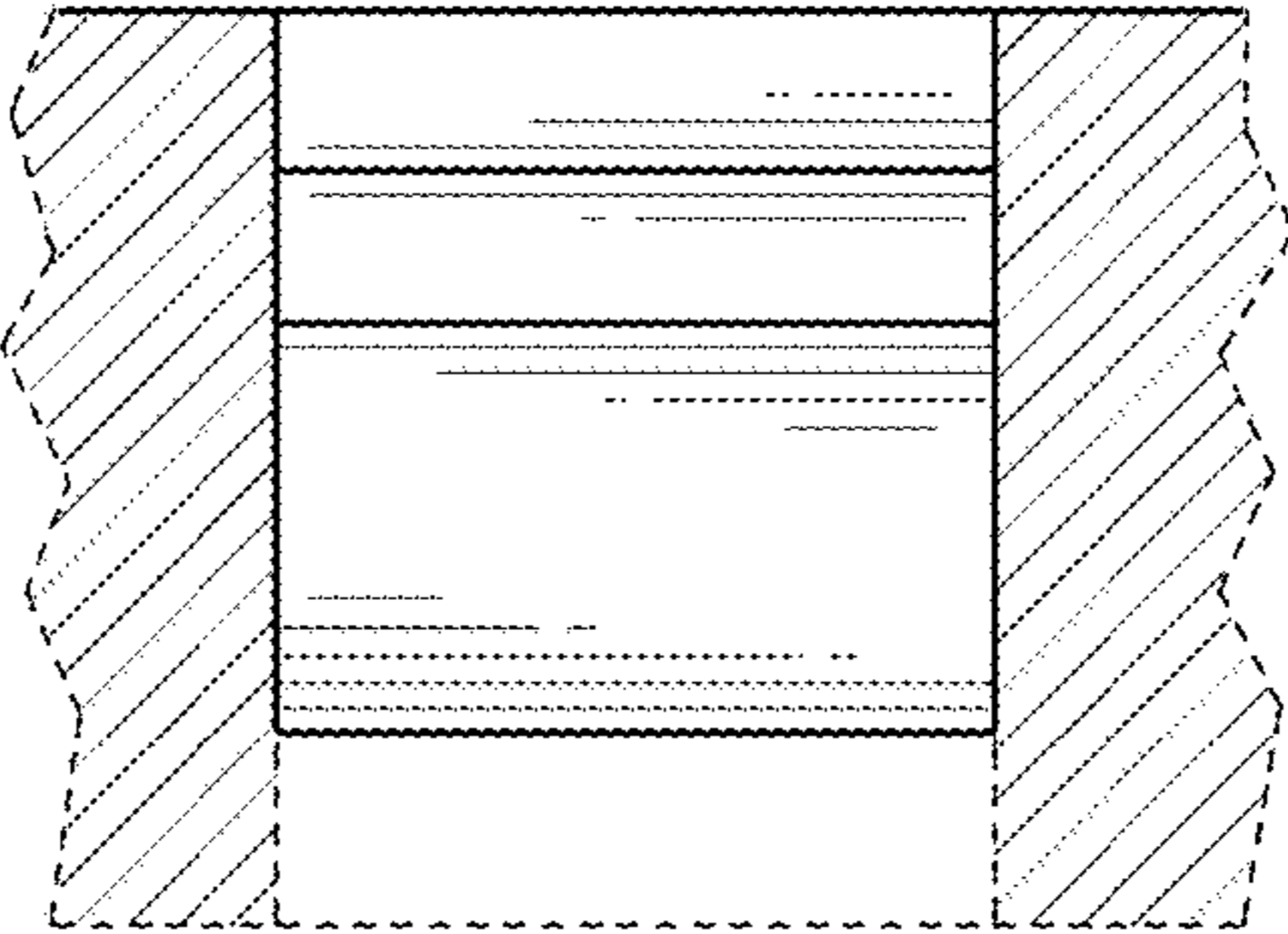


FIG. 3

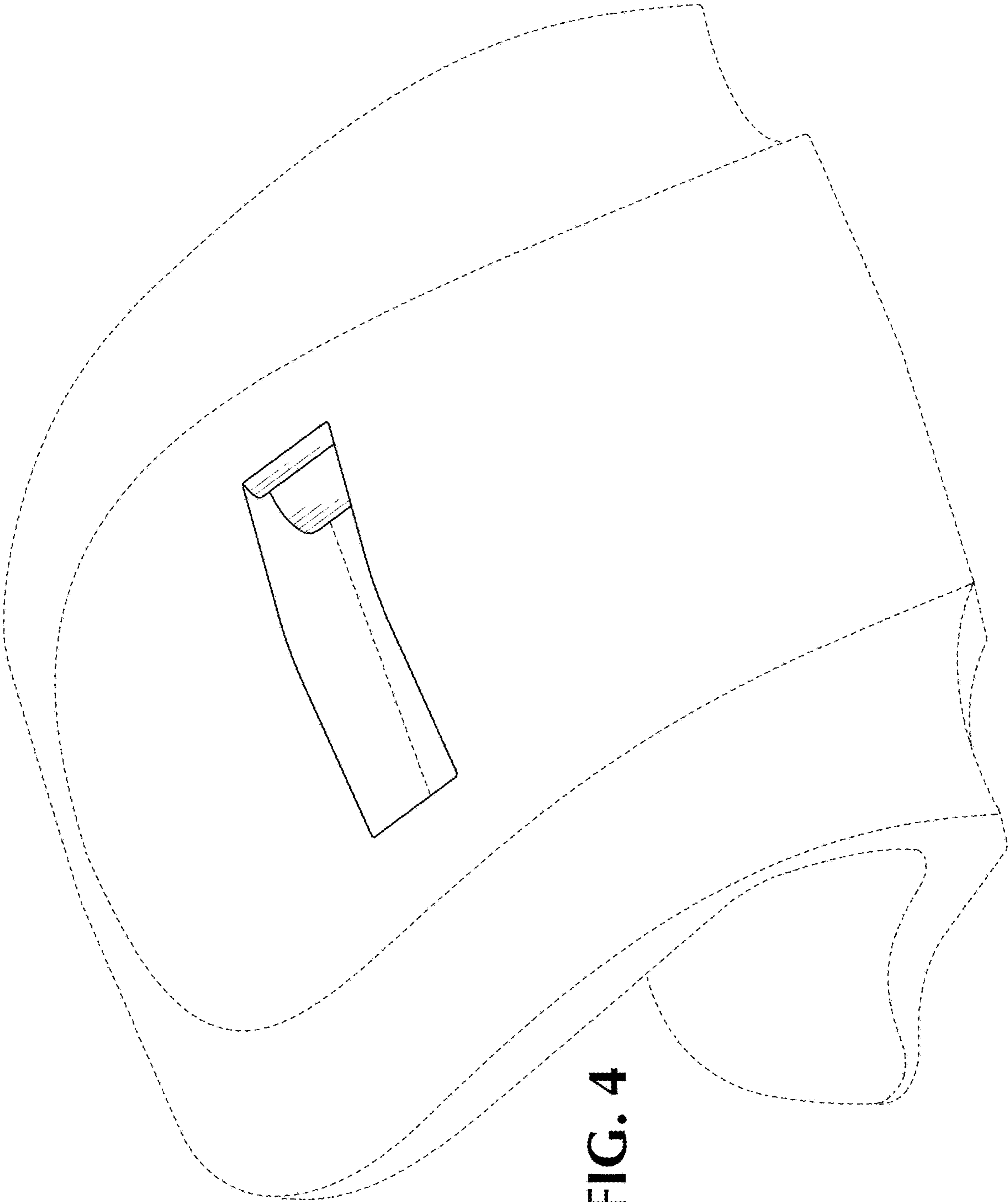


FIG. 4