



US00D837818S

(12) **United States Design Patent** (10) **Patent No.:** **US D837,818 S**
Sanchez et al. (45) **Date of Patent:** **** Jan. 8, 2019**

(54) **DISPLAY SCREEN OR PORTION THEREOF WITH GRAPHICAL USER INTERFACE**

9,785,312 B1 * 10/2017 Sanchez B62K 21/14
D827,656 S * 9/2018 Rauschenbach D14/485
D828,373 S * 9/2018 Kolbenheyer D14/486
D828,374 S * 9/2018 Kolbenheyer D14/486
2018/0292983 A1 * 10/2018 Nor G06F 3/0482

(71) Applicant: **GrowPath, Inc.**, Durham, NC (US)

(72) Inventors: **Eric Jason Sanchez**, Cary, NC (US);
Richard Christopher Low, Durham, NC (US); **Jan Schroeder**, Chapel Hill, NC (US); **Tara Jean Williams**, Republic, MI (US)

(73) Assignee: **GrowPath, Inc.**, Durham, NC (US)

(**) Term: **15 Years**

(21) Appl. No.: **29/627,819**

(22) Filed: **Nov. 29, 2017**

(51) **LOC (11) Cl.** **14-04**

(52) **U.S. Cl.**
USPC **D14/486**

(58) **Field of Classification Search**
USPC D14/485-495
CPC G06F 3/048-3/04897
See application file for complete search history.

(56) **References Cited**

U.S. PATENT DOCUMENTS

D685,815	S	*	7/2013	Bork	D14/486
D694,259	S	*	11/2013	Klein	D14/486
9,021,391	B2	*	4/2015	Kong	H04N 1/00 358/1.15
D769,263	S	*	10/2016	Kisselev	D14/485
D778,287	S	*	2/2017	Pickard	D14/485
D778,288	S	*	2/2017	Pickard	D14/485
D778,289	S	*	2/2017	Kisselev	D14/485
D784,367	S	*	4/2017	Colley	D14/485
D788,128	S	*	5/2017	Wada	D14/485
D788,143	S	*	5/2017	Wada	D14/486
9,703,985	B1	*	7/2017	Sanchez	G06F 21/84
D794,049	S	*	8/2017	Gupta	D14/486

OTHER PUBLICATIONS

Law Practice Management Software: 5 Popular Choices Compared, by Halden Ingwersen, published Oct. 29, 2016, blog.capterra.com [online]. Retrieved Oct. 25, 2018 from internet <URL:https://blog.capterra.com/law-practice-management-software-6-popular-choices-compared/> (Year: 2016).*

* cited by examiner

Primary Examiner — Cathron C Brooks
Assistant Examiner — Andrew T Nemeth

(74) *Attorney, Agent, or Firm* — Deepak Malhotra; Tara J. Williams


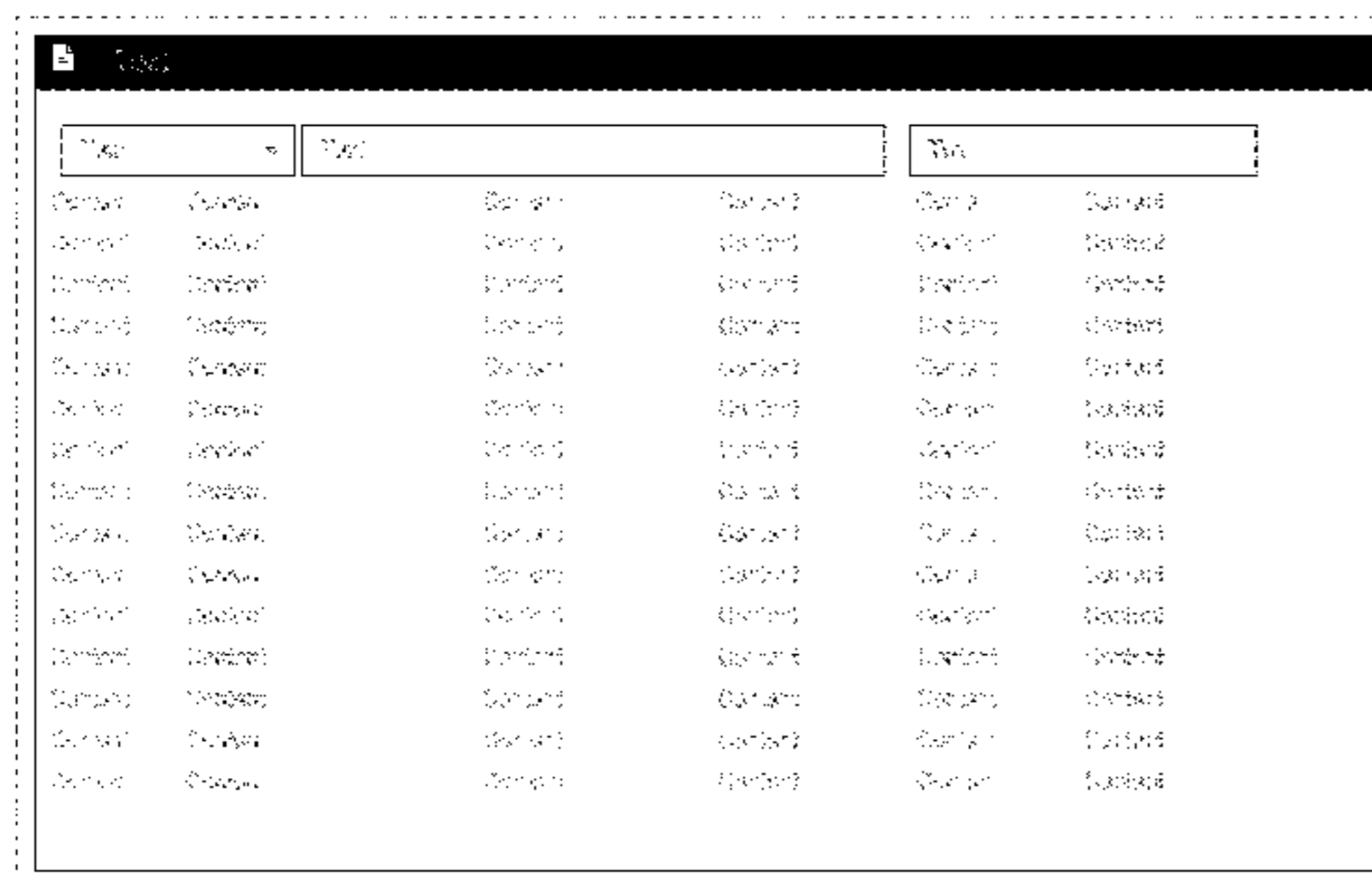
(57) **CLAIM**

The ornamental design for a display screen or portion thereof with graphical user interface, as shown and described.

DESCRIPTION

FIG. 1A is a front view of a left portion of a display screen or portion thereof with a graphical user interface, showing our new design; and, FIG. 1B is a front view of a right portion of a display screen or portion thereof with a graphical user interface, showing our new design. The outermost broken line rectangle illustrates a display screen or portion thereof. All of the text shown is illustrated with broken lines. None of the broken lines form part of the claimed design.

1 Claim, 2 Drawing Sheets






FIG. 1A

