



US00D837815S

(12) **United States Design Patent**
Biberger et al.

(10) **Patent No.:** **US D837,815 S**
(45) **Date of Patent:** **** Jan. 8, 2019**

- (54) **DISPLAY SCREEN WITH A GRAPHICAL USER INTERFACE**
- (71) Applicant: **Robert Bosch GmbH**, Stuttgart (DE)
- (72) Inventors: **Gloria Biberger**, Berlin (DE); **Johannes Berner**, Stuttgart (DE); **Tim Schober**, Berlin (DE); **Reto Wettach**, Berlin (DE)
- (73) Assignee: **Robert Bosch GmbH**, Stuttgart (DE)

D762,700 S *	8/2016	Kim	D14/486
D776,129 S *	1/2017	Zhou	D14/485
D780,769 S *	3/2017	Mensing	D14/485
D788,794 S *	6/2017	Sabatelli	G06F 3/04817 D14/485
D790,565 S *	6/2017	Phelps	D14/486
D801,365 S *	10/2017	Broughton	D14/486
D808,984 S *	1/2018	Narinedhat	D14/485
D814,479 S *	4/2018	Kim	D14/485
D817,967 S *	5/2018	Hu	D14/485
D817,978 S *	5/2018	Kato	D14/485
2013/0125060 A1 *	5/2013	Lee	G06F 3/048 715/853

(**) Term: **15 Years**

* cited by examiner

(21) Appl. No.: **29/619,656**

Primary Examiner — Melanie H Tung

(22) Filed: **Sep. 29, 2017**

(74) *Attorney, Agent, or Firm* — Maginot, Moore & Beck LLP

(30) **Foreign Application Priority Data**

Aug. 4, 2017 (EM) 004133197

(51) **LOC (11) Cl.** **14-04**

(52) **U.S. Cl.**
USPC **D14/486**

(58) **Field of Classification Search**
USPC D14/485, 486; D20/11
CPC G06F 3/048; G06F 3/0481; G06F 3/04812;
G06F 3/04815; G06F 3/0482; G06F
3/0487
See application file for complete search history.

(57) **CLAIM**

The ornamental design for a display screen with a graphical user interface, as shown and described.

(56) **References Cited**

U.S. PATENT DOCUMENTS

D552,618 S *	10/2007	Sato	D14/486
D580,945 S *	11/2008	Carpenter	D14/485
D607,463 S *	1/2010	Krieter	D14/485
D657,375 S *	4/2012	Kim	D14/486
D716,324 S *	10/2014	Wood	G06F 3/04817 D14/485
D744,502 S *	12/2015	Wilberding	D14/485
D744,503 S *	12/2015	Wilberding	D14/485

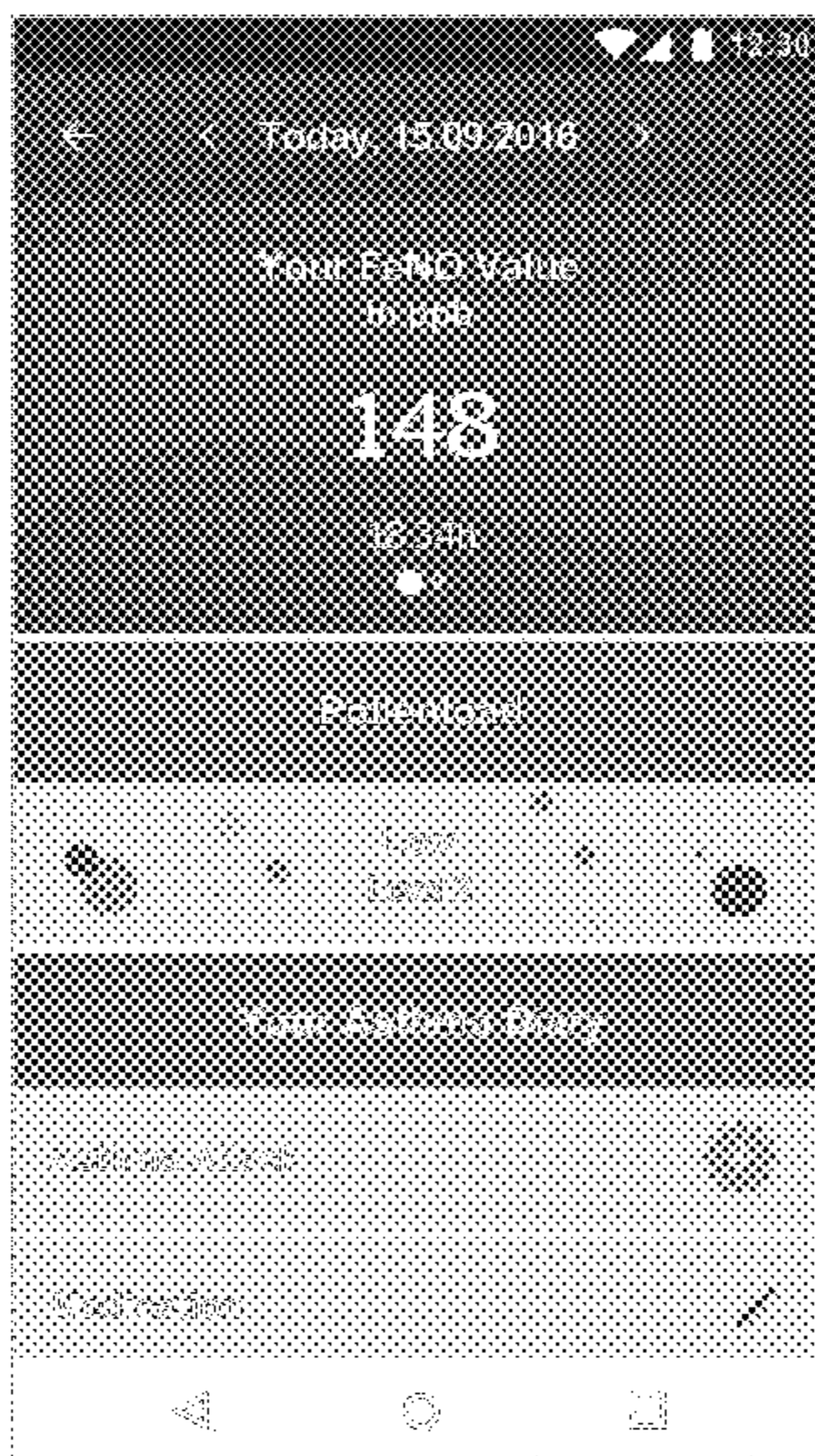
DESCRIPTION

The file of this patent contains at least one drawing executed in color. Copies of this patent with color drawings will be provided by the Office upon request and payment of the necessary fee.

FIG. 1 is an elevational view of a first embodiment of a display screen with a graphical user interface showing our new design; and,
FIG. 2 is an elevational view of a second embodiment of a display screen with a graphical user interface showing our new design.

The outer broken line showing of a display screen forms no part of the claimed design. The other broken lines showing text and portions of the graphical user interface form no part of the claimed design.

1 Claim, 2 Drawing Sheets
(2 of 2 Drawing Sheet(s) Filed in Color)



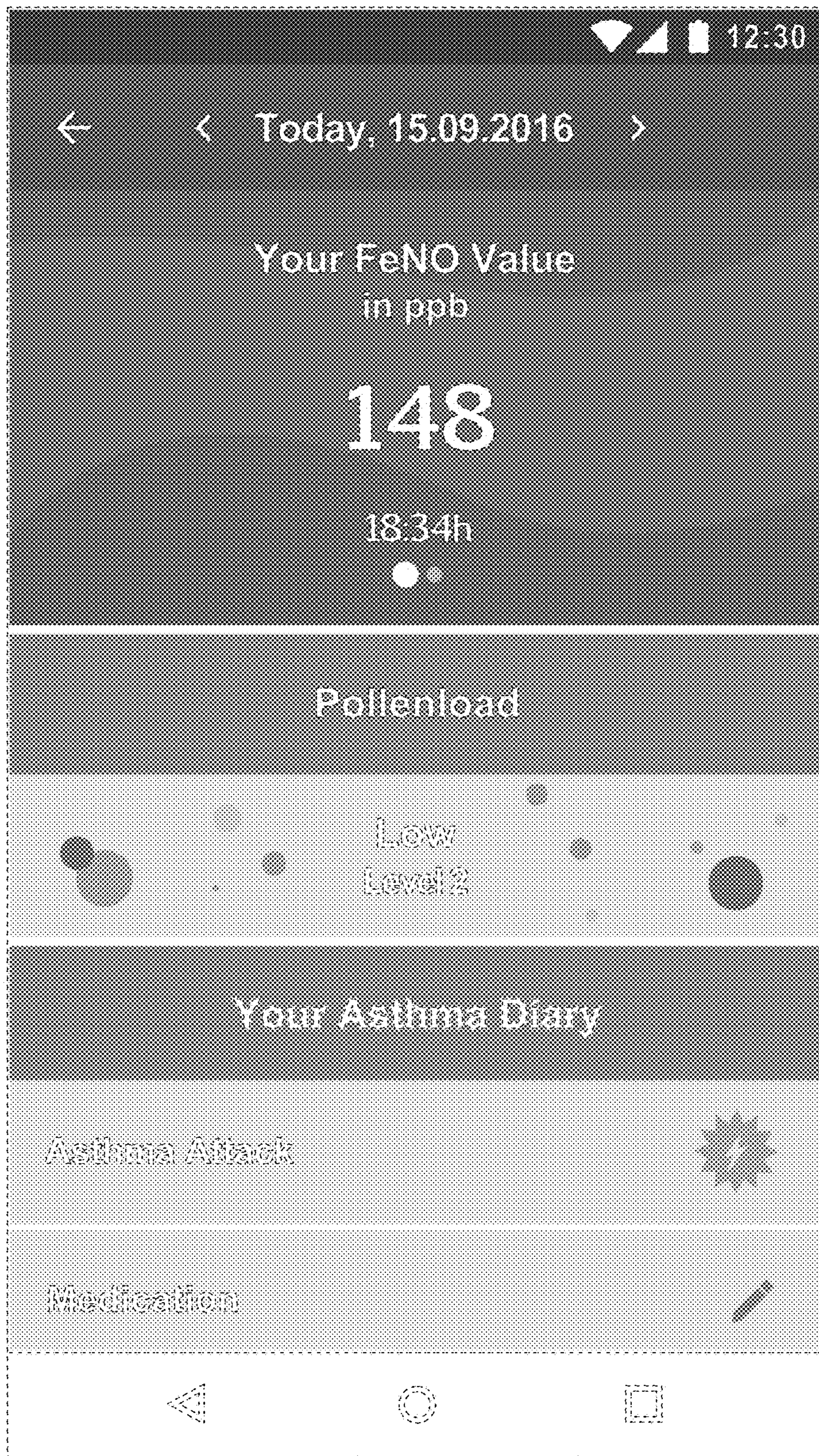


FIG. 1

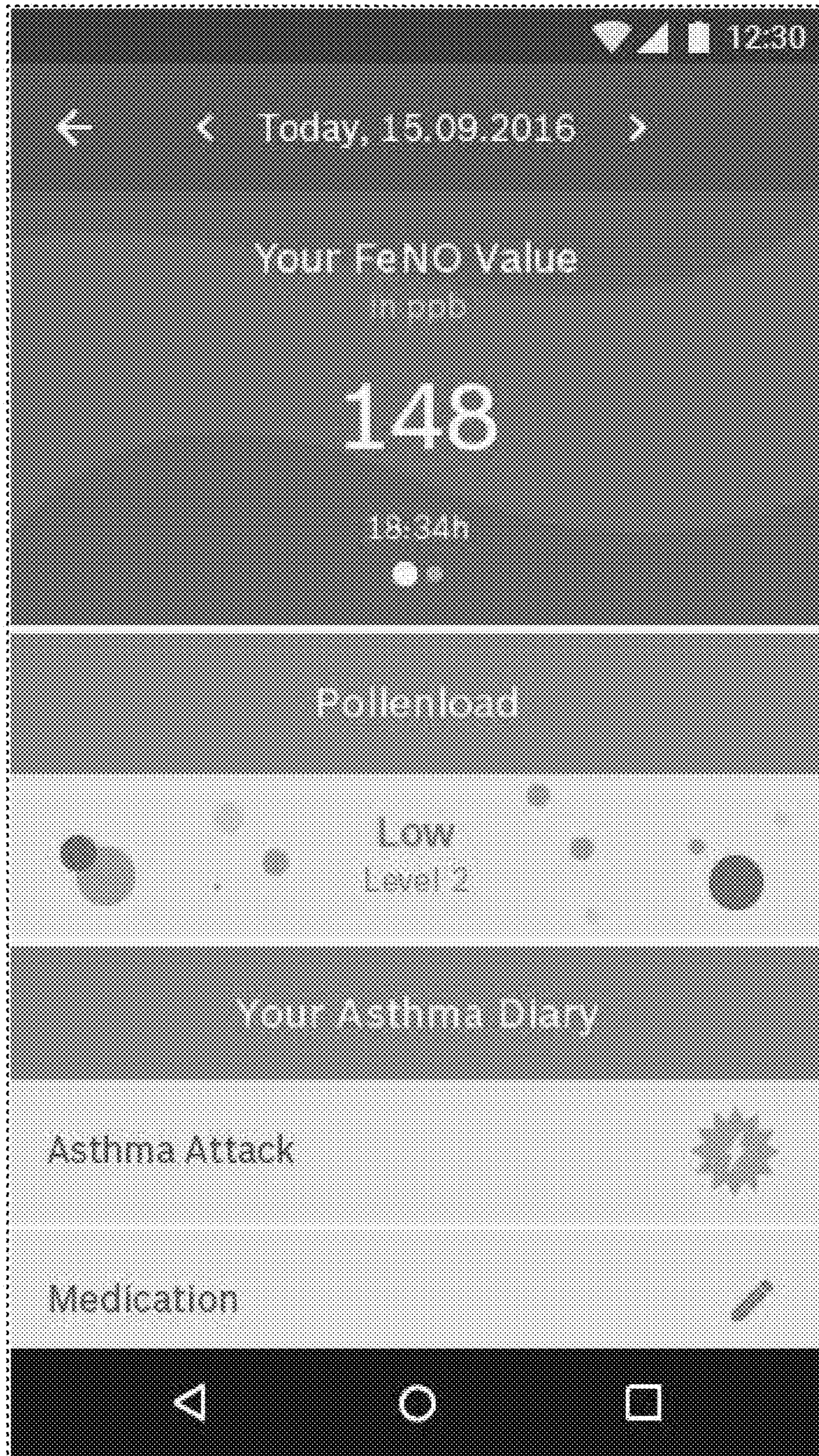


FIG. 2