



US00D837805S

(12) **United States Design Patent** (10) **Patent No.:** **US D837,805 S**  
**Kwak et al.** (45) **Date of Patent:** **\*\* Jan. 8, 2019**

- (54) **DISPLAY SCREEN OR PORTION THEREOF WITH GRAPHICAL USER INTERFACE**
- (71) Applicant: **Samsung Electronics Co., Ltd.**, Suwon-si (KR)
- (72) Inventors: **Hyerim Kwak**, Seoul (KR); **Yongman Park**, Yongin-si (KR); **Jooyoun Paek**, Seoul (KR); **Jakyoun Lee**, Seoul (KR)
- (73) Assignee: **SAMSUNG ELECTRONICS CO., LTD.**, Suwon-si (KR)
- (\*\*) Term: **15 Years**

D690,311 S *	9/2013	Waldman	.....	D14/485
D746,831 S *	1/2016	Chaudhri	.....	D14/485
D746,866 S *	1/2016	Memoria	.....	D14/492
D765,101 S *	8/2016	Park	.....	D14/485
D765,127 S *	8/2016	Kim	.....	D14/487
D766,308 S *	9/2016	Park	.....	D14/487
D768,676 S *	10/2016	Edwards	.....	D14/486
D772,277 S *	11/2016	Sakuma	.....	D14/487
D784,370 S *	4/2017	Kuhn	.....	D14/485
D802,006 S *	11/2017	Wu	.....	D14/486
D805,546 S *	12/2017	Wu	.....	D14/486
D806,111 S *	12/2017	Wu	.....	D14/486
D806,740 S *	1/2018	Sutherland	.....	D14/488
D808,401 S *	1/2018	Chaudhri	.....	D14/485
D808,413 S *	1/2018	Wu	.....	D14/486
D808,425 S *	1/2018	Park	.....	D14/492

(Continued)

- (21) Appl. No.: **29/561,998**
- (22) Filed: **Apr. 21, 2016**
- (30) **Foreign Application Priority Data**

Nov. 18, 2015 (KR) ..... 30-2015-0058185

- (51) **LOC (11) Cl.** ..... **14-04**
- (52) **U.S. Cl.**  
USPC ..... **D14/485**

- (58) **Field of Classification Search**  
USPC ..... D14/485–495  
CPC .... G06F 3/048; G06F 3/0481; G06F 3/04812; G06F 3/04815; G06F 3/04817; G06F 3/0482; G06F 3/0483; G06F 3/0484; G06F 3/04842; G06F 3/04845; G06F 3/04847; G06F 3/0485; G06F 3/04855; G06F 3/0486; G06F 3/0487; G06F 3/0488; G06F 3/04883; G06F 3/04886  
See application file for complete search history.

- (56) **References Cited**  
U.S. PATENT DOCUMENTS

D599,817 S *	9/2009	Mays	.....	D14/493
D687,063 S *	7/2013	Myung	.....	D14/489

*Primary Examiner* — Melanie H Tung  
*Assistant Examiner* — Bao-Yen T Nguyen  
(74) *Attorney, Agent, or Firm* — McAndrews Held & Malloy, Ltd.

(57) **CLAIM**

The ornamental design for a display screen or portion thereof with graphical user interface, as shown and described.

**DESCRIPTION**


FIG. 1 is a front view of a first embodiment of a display screen or portion thereof with graphical user interface showing our new design;

FIG. 2 is a front view of a second embodiment of a display screen or portion thereof with graphical user interface showing our new design; and,

FIG. 3 is a front view of a third embodiment of a display screen or portion thereof with graphical user interface showing our new design.

The broken lines in the drawings show the display screen or portion thereof and portions of the graphical user interface that form no part of the claimed design.

**1 Claim, 3 Drawing Sheets**



(56)

**References Cited**

U.S. PATENT DOCUMENTS

2010/0023865 A1\* 1/2010 Fulker ..... G06F 3/04817  
715/734  
2010/0060586 A1\* 3/2010 Pisula ..... G06F 3/04886  
345/169  
2011/0309138 A1\* 12/2011 Wu ..... G06K 7/1452  
235/375  
2012/0080515 A1\* 4/2012 van der Merwe ... G06K 7/1447  
235/375  
2016/0240037 A1\* 8/2016 Robbins ..... G07F 17/329  
2017/0111523 A1\* 4/2017 Ackley ..... H04N 1/00029  
2017/0185991 A1\* 6/2017 Park ..... G06Q 20/3223

\* cited by examiner

FIG. 1

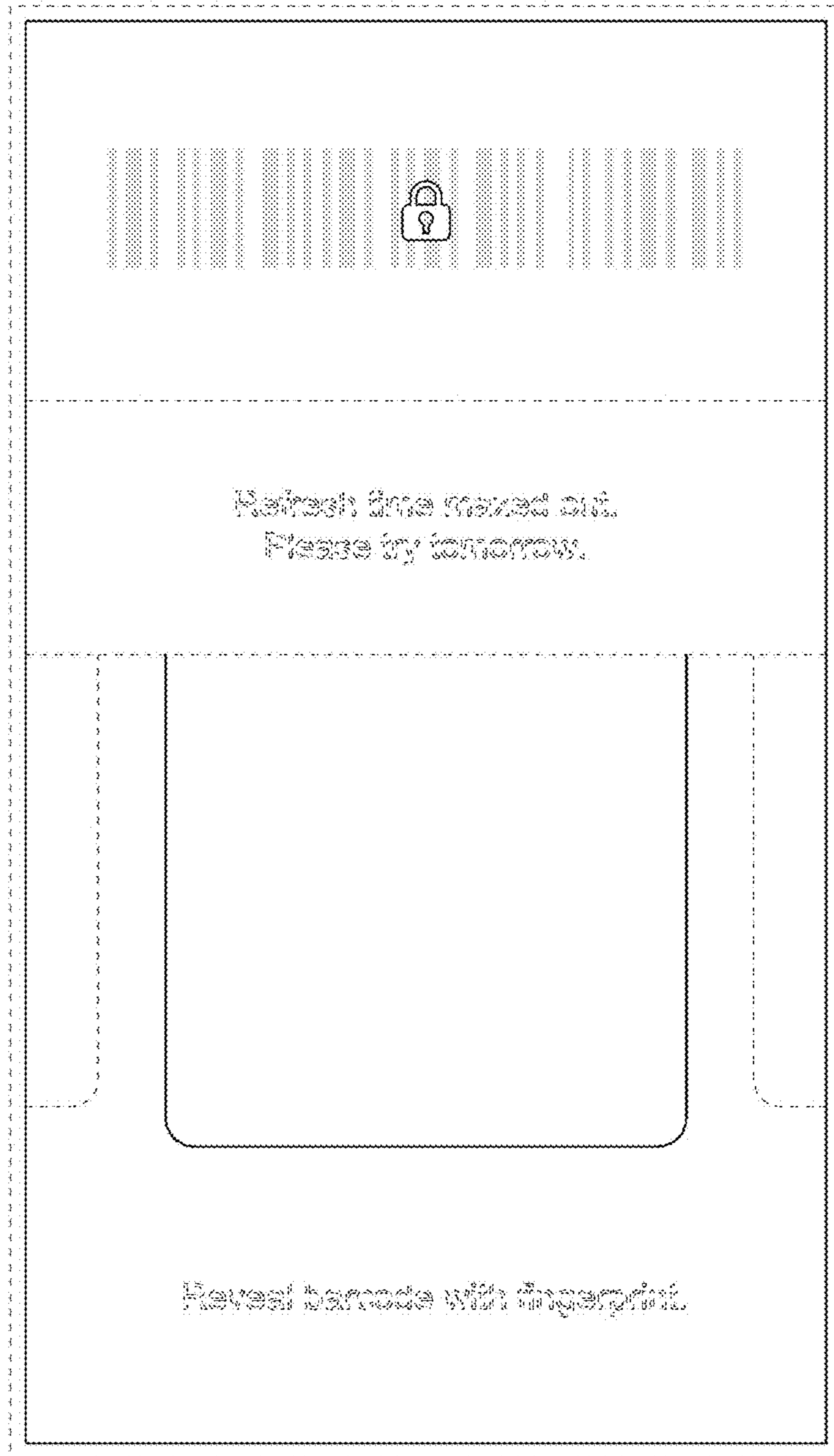


FIG. 2

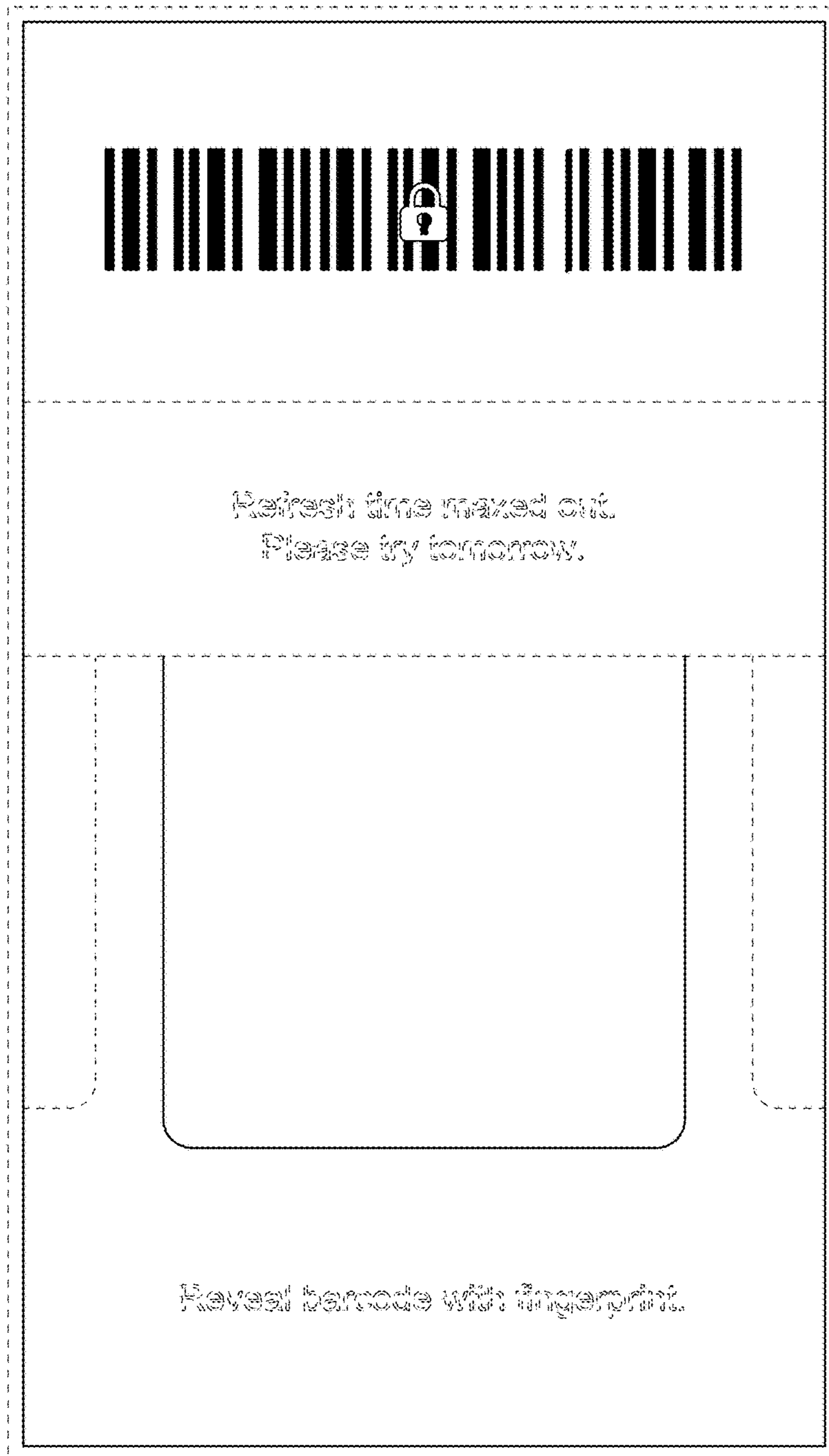


FIG. 3

