



US00D837788S

(12) **United States Design Patent** (10) **Patent No.:** **US D837,788 S**
Bagley et al. (45) **Date of Patent:** **** Jan. 8, 2019**

(54) **MULTIPOINT FOR MAKING OPTICAL CONNECTIONS**

(71) Applicant: **CORNING RESEARCH & DEVELOPMENT CORPORATION**, Corning, NY (US)

(72) Inventors: **Steven Mardis Bagley**, San Francisco, CA (US); **Robert Bruce Elkins, II**, Hickory, NC (US); **Scott M. Janis**, El Cerrito, CA (US); **Matthew Wallace Peterson**, San Francisco, CA (US); **Dayne Wilcox**, El Cerrito, CA (US)

(73) Assignee: **Corning Research & Development Corporation**, Corning, NY (US)

(**) Term: **15 Years**

(21) Appl. No.: **29/627,974**

(22) Filed: **Nov. 30, 2017**

(51) **LOC (11) Cl.** **14-02**

(52) **U.S. Cl.**
USPC **D14/433**

(58) **Field of Classification Search**
USPC D14/356, 432-434, 453, 454, 511, 203.8, D14/209.1, 238.1, 240, 125; 439/638, 439/928, 105, 502; 710/303, 304; D13/110, 133, 146, 123, 162
CPC ... H04L 12/2832; H04L 12/2838; G06F 3/00; G06F 5/00; G06F 13/14
See application file for complete search history.

(56) **References Cited**

U.S. PATENT DOCUMENTS

D425,021 S * 5/2000 Ko D13/123
D482,693 S * 11/2003 Nishio D14/432
D486,824 S * 2/2004 Chung D14/356
D487,086 S * 2/2004 Chung D14/356

D490,403 S * 5/2004 Wu D14/240
D559,848 S * 1/2008 Siu D14/433
D604,725 S * 11/2009 Chen D13/184
7,653,282 B2 1/2010 Blackwell, Jr. et al.
D673,564 S * 1/2013 Milliff D14/358
D678,286 S * 3/2013 Cheng D14/433
D711,884 S * 8/2014 Turksu D14/433
D716,304 S * 10/2014 Orthey D14/385
D740,828 S * 10/2015 Bucsa D14/433
D769,246 S * 10/2016 Mielnik D14/433
D785,632 S * 5/2017 VanDuyen D14/433
D788,112 S * 5/2017 Liao D14/433
D791,138 S * 7/2017 Eliyahu D14/435.1
D794,028 S * 8/2017 Lin D14/433
D796,514 S * 9/2017 Xu D14/433
D797,747 S * 9/2017 Xu D14/433

(Continued)

FOREIGN PATENT DOCUMENTS

AU 2014101479 A4 1/2015
WO 2014123940 A1 8/2014

Primary Examiner — Austin Murphy

(74) *Attorney, Agent, or Firm* — Michael E. Carroll, Jr.

(57) **CLAIM**

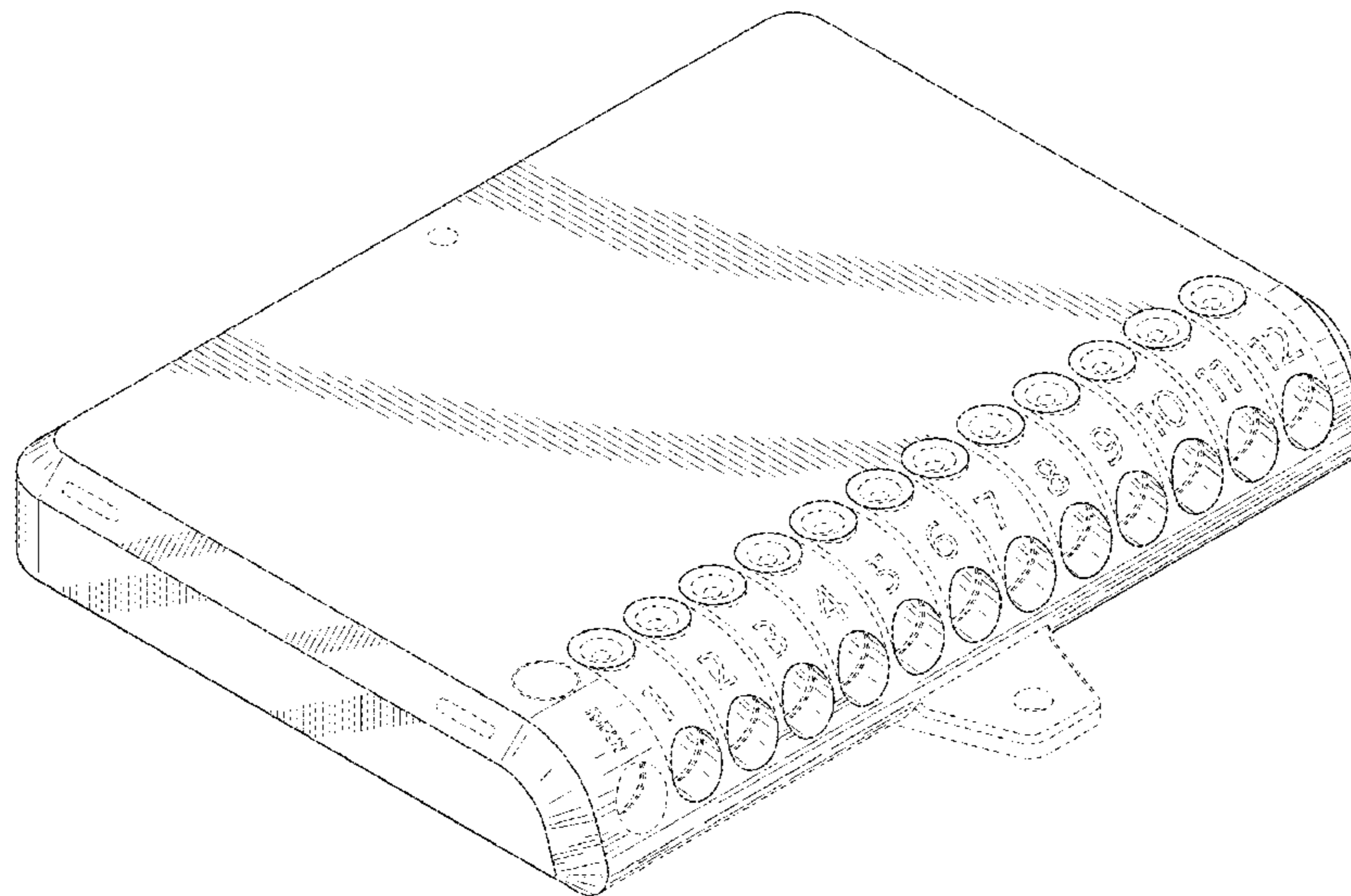
The ornamental design for a multipoint for making optical connections, as shown and described.

DESCRIPTION

FIG. 1 is a top perspective view of a multipoint for making connections in optical networks;
FIG. 2 is a top view of the multipoint of FIG. 1;
FIG. 3 is a front view thereof of FIG. 1;
FIG. 4 is a right side view thereof of FIG. 1;
FIG. 5 is a left side view thereof of FIG. 1;
FIG. 6 is a bottom view thereof of FIG. 1; and,
FIG. 7 is a rear view thereof of FIG. 1.

The multipoints may have other optional ornamental features relating to the finish of portions of the top surface as desired.

1 Claim, 5 Drawing Sheets



(56)

References Cited

U.S. PATENT DOCUMENTS

D813,874 S * 3/2018 Magi D14/434
2014/0219621 A1 8/2014 Barnette, Jr. et al.

* cited by examiner

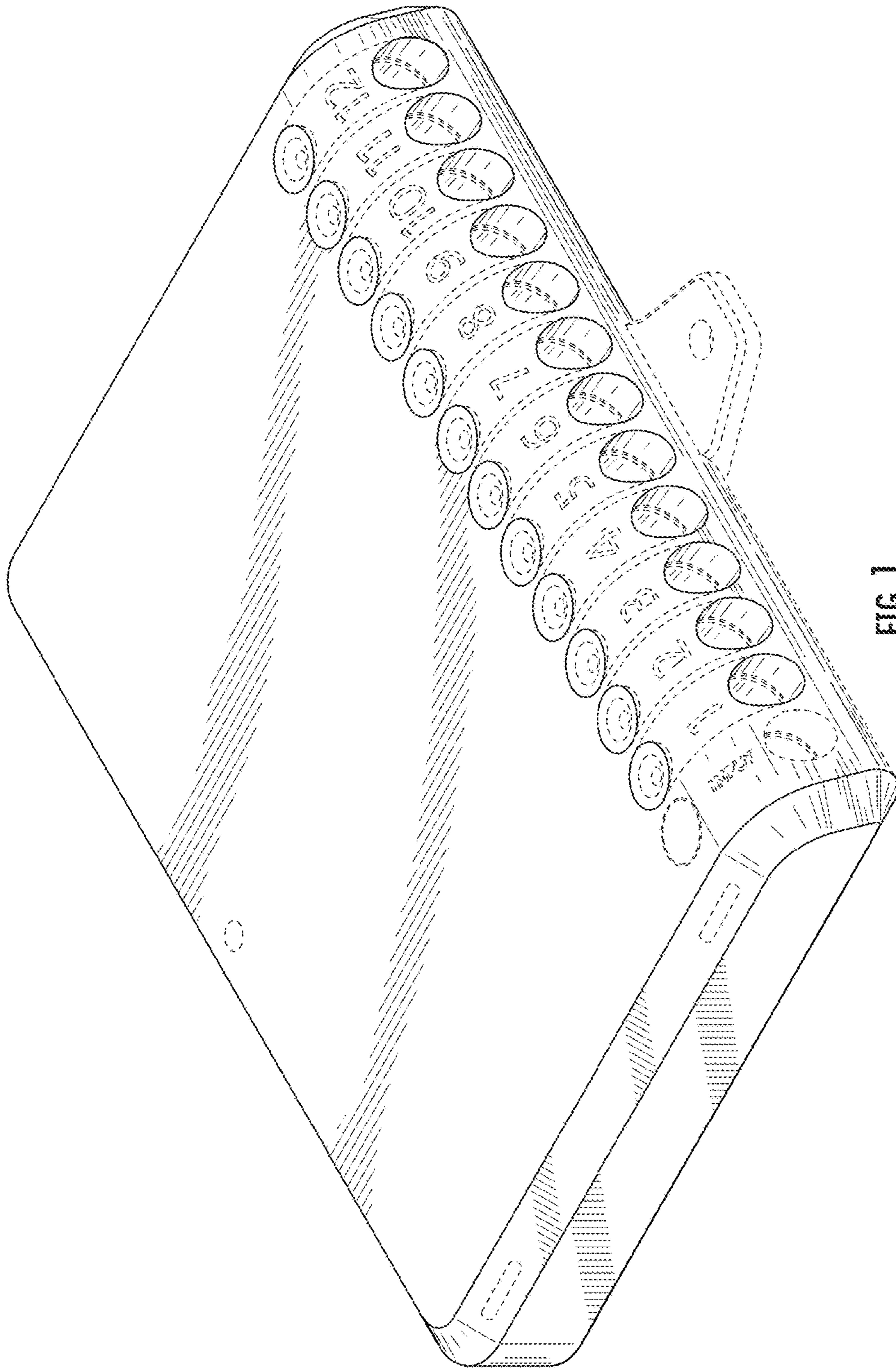
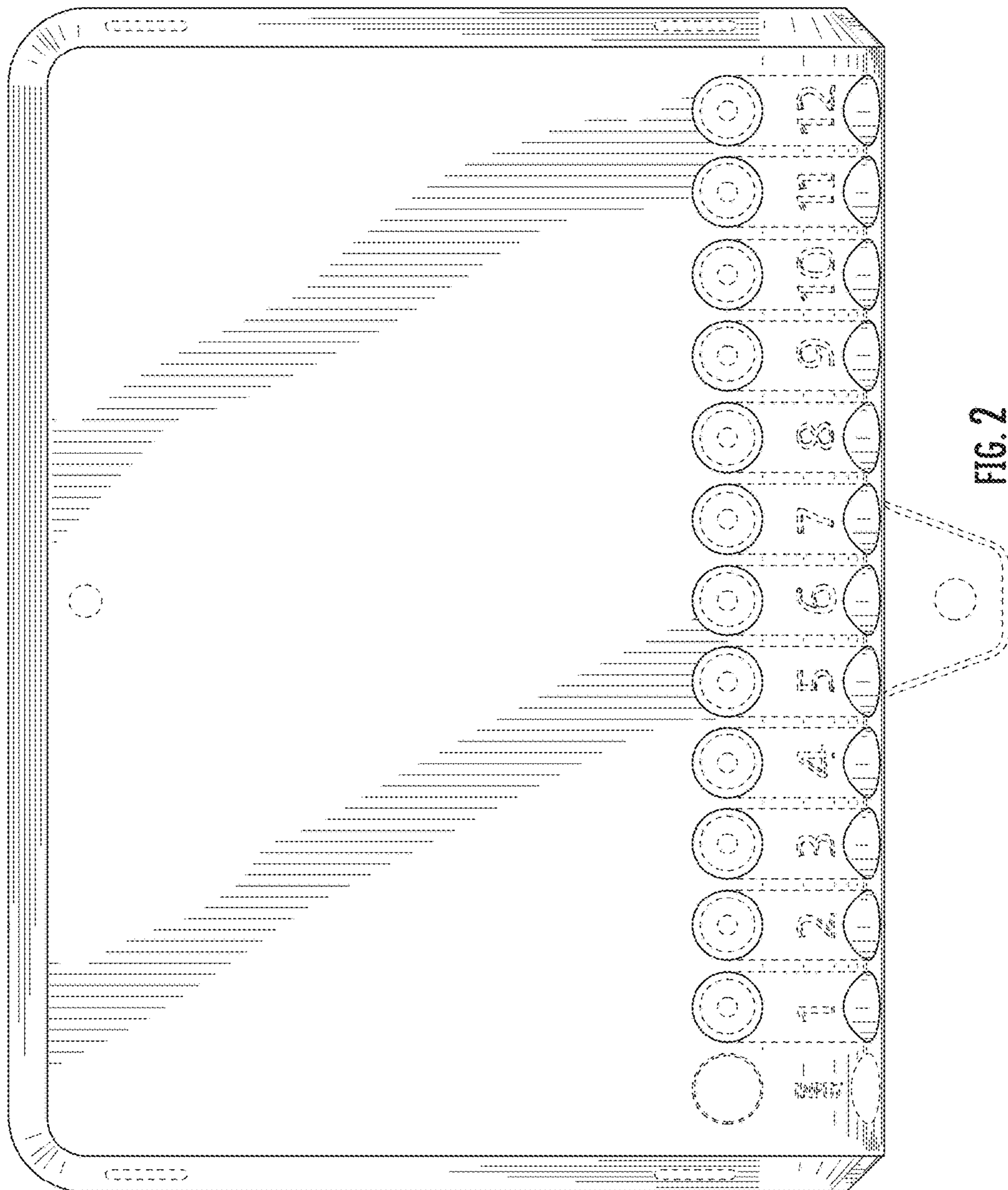


FIG. 1



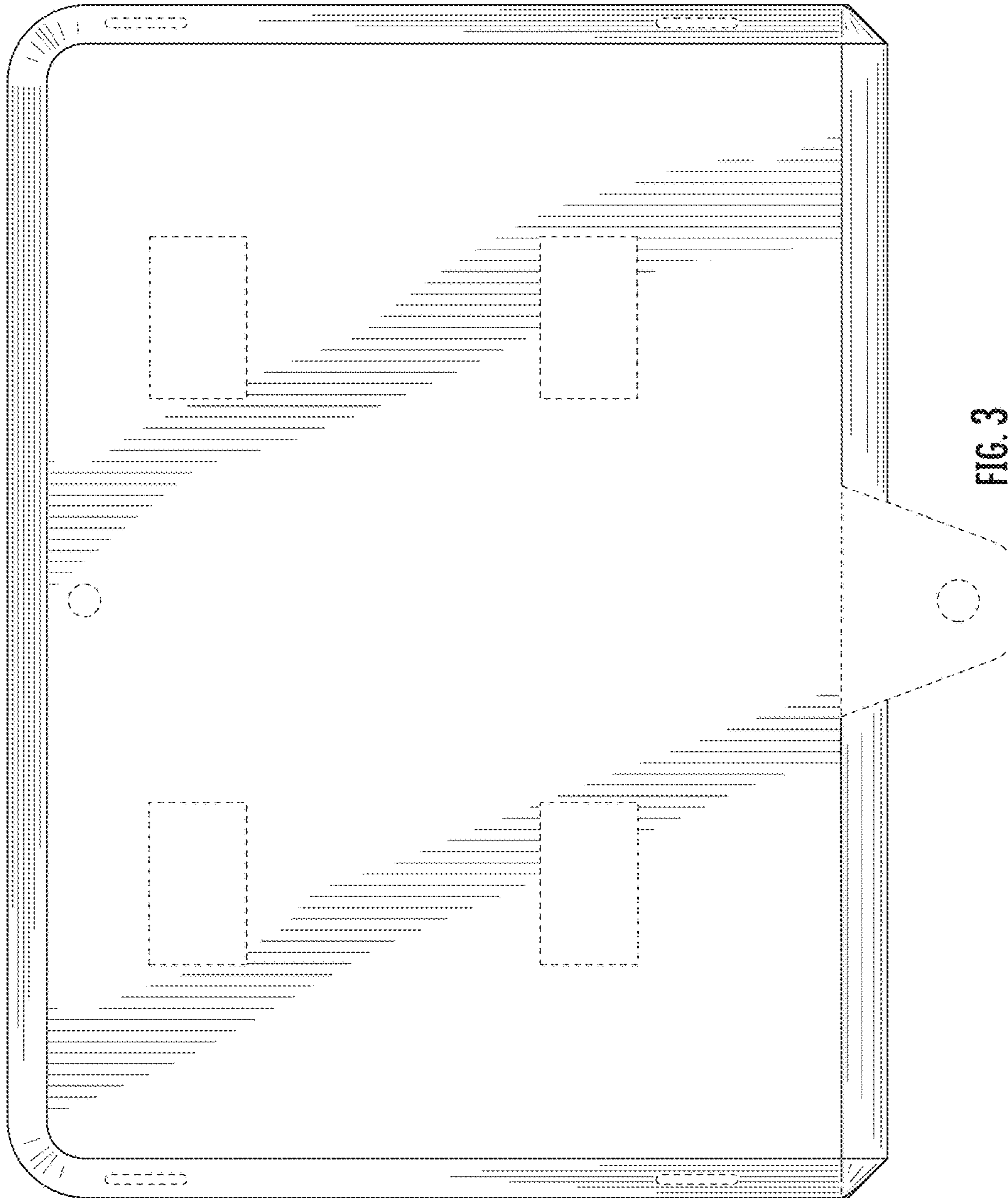


FIG. 3

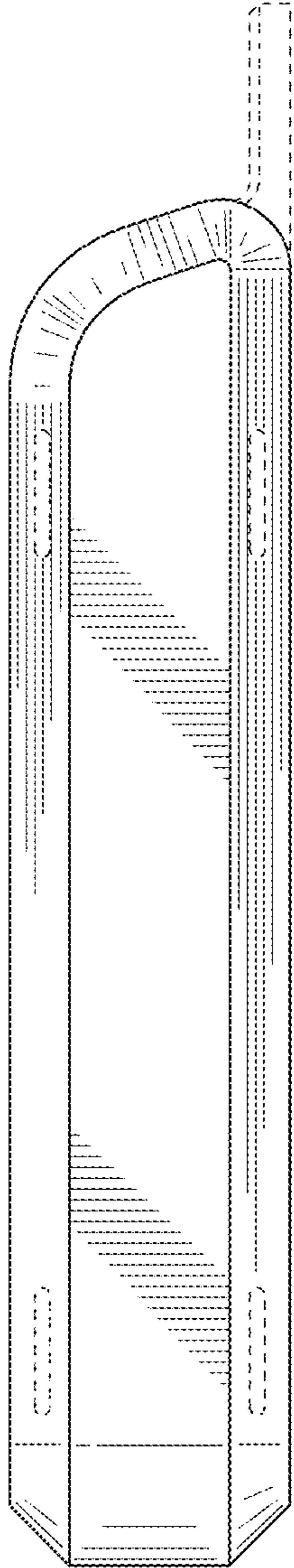


FIG. 4

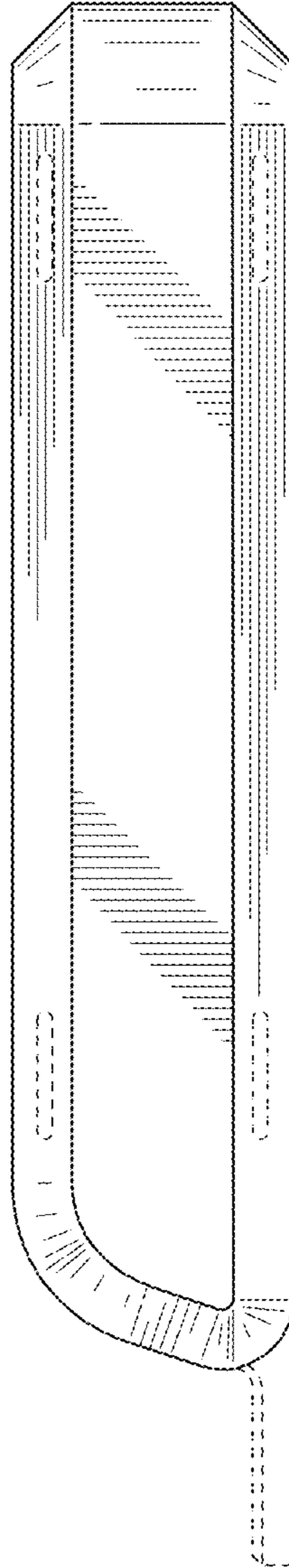


FIG. 5

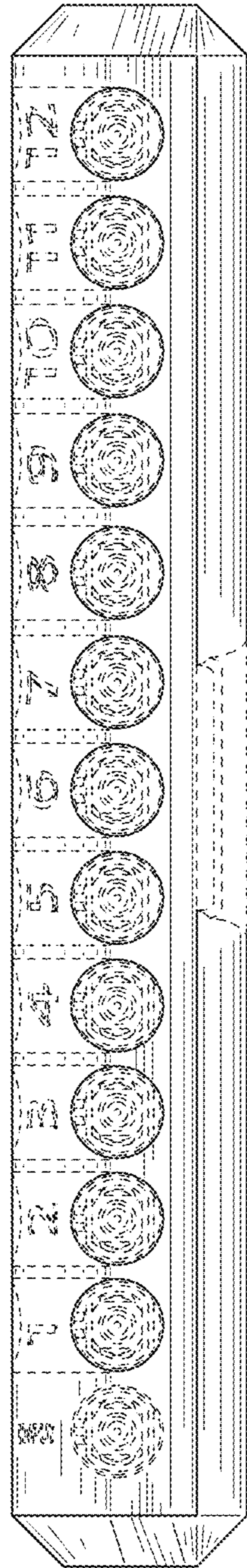


FIG. 6

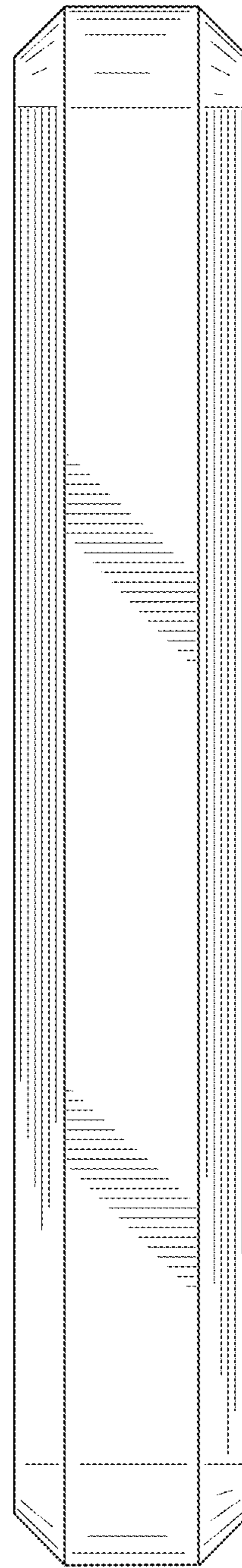


FIG. 7