



US00D837780S

(12) **United States Design Patent**  
**Eulette**

(10) **Patent No.:** **US D837,780 S**  
(45) **Date of Patent:** **\*\* Jan. 8, 2019**

- (54) **DETACHABLE PHONE CASE**
- (71) Applicant: **Jason A. Eulette**, Sunrise, FL (US)
- (72) Inventor: **Jason A. Eulette**, Sunrise, FL (US)
- (\*\*) Term: **15 Years**
- (21) Appl. No.: **29/648,964**
- (22) Filed: **May 25, 2018**
- (51) **LOC (11) Cl.** ..... **14-03**
- (52) **U.S. Cl.**  
USPC ..... **D14/250**
- (58) **Field of Classification Search**  
USPC ..... D14/143, 189, 203.2–203.7, 217, 238.1,  
D14/240, 248, 250–253, 440, 447, 496;  
D3/201, 218, 247–251, 269, 273, 301,  
D3/303; D13/103, 107–108, 119  
CPC ..... A45C 1/06; A45C 11/00; A45C 13/02;  
A45C 2011/002; A45F 2005/026; A45F  
2200/0525; A45F 2200/0516; H04B  
1/3888; H04M 1/0283; H04M 1/0202  
See application file for complete search history.

(56) **References Cited**

**U.S. PATENT DOCUMENTS**

- D246,625 S \* 12/1977 Becker, III ..... D8/403
- D618,244 S \* 6/2010 Sweet ..... D14/299
- D623,652 S \* 9/2010 Hsu ..... D14/218
- D641,354 S \* 7/2011 Hsu ..... D14/341
- D693,819 S \* 11/2013 Cocquyt ..... D14/439
- D718,757 S \* 12/2014 Jaffee ..... D14/250
- D718,758 S \* 12/2014 Jaffee ..... D14/250

- D772,233 S \* 11/2016 Kuo ..... D14/439
- D786,854 S \* 5/2017 Kim ..... D14/250
- D795,263 S \* 8/2017 Fujioka ..... D14/440
- D797,746 S \* 9/2017 Heiss ..... D14/432
- D799,462 S \* 10/2017 Wright ..... D14/250
- D801,798 S \* 11/2017 Teng ..... D8/403
- D819,011 S \* 5/2018 Eulette ..... D14/250

\* cited by examiner

*Primary Examiner* — Karen E Kearney

*Assistant Examiner* — Aula Soroush

(74) *Attorney, Agent, or Firm* — David Colls

(57) **CLAIM**


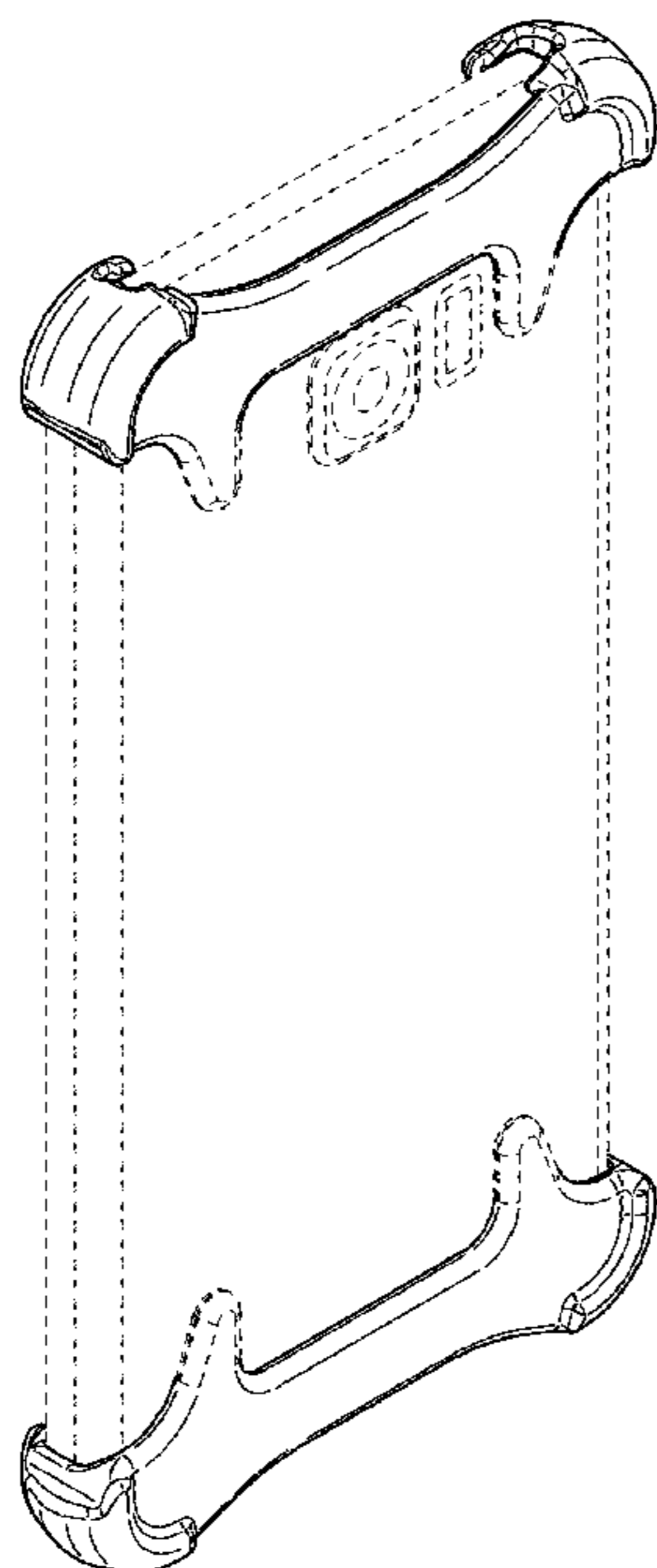
I claim the ornamental design for a detachable phone case, as shown and described.

**DESCRIPTION**

FIG. 1 is a top-rear isometric view of a detachable phone case showing my design;  
 FIG. 2 is top-front isometric view thereof;  
 FIG. 3 is a front plan view thereof;  
 FIG. 4 is a rear plan view thereof;  
 FIG. 5 is a left side view thereof;  
 FIG. 6 is a right side view thereof;  
 FIG. 7 is a top plan view thereof; and,  
 FIG. 8 is a bottom plan view thereof.

The broken lines depicting a mobile phone illustrates environmental structure that forms no part of the claimed design. All other broken lines shown in the drawings depict portions of the detachable phone case that form no part of the claimed design.

**1 Claim, 6 Drawing Sheets**



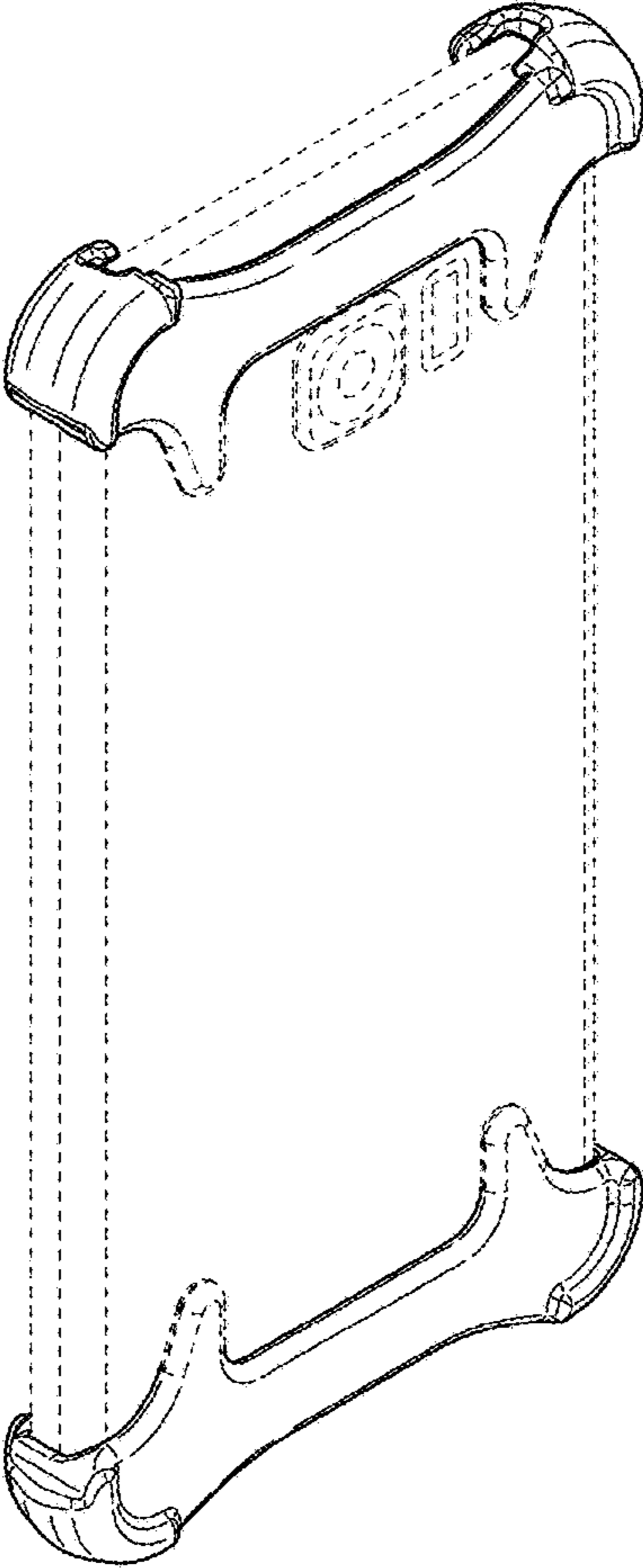


FIG. 1




FIG. 2




FIG. 3




FIG. 4




FIG. 5




FIG. 6

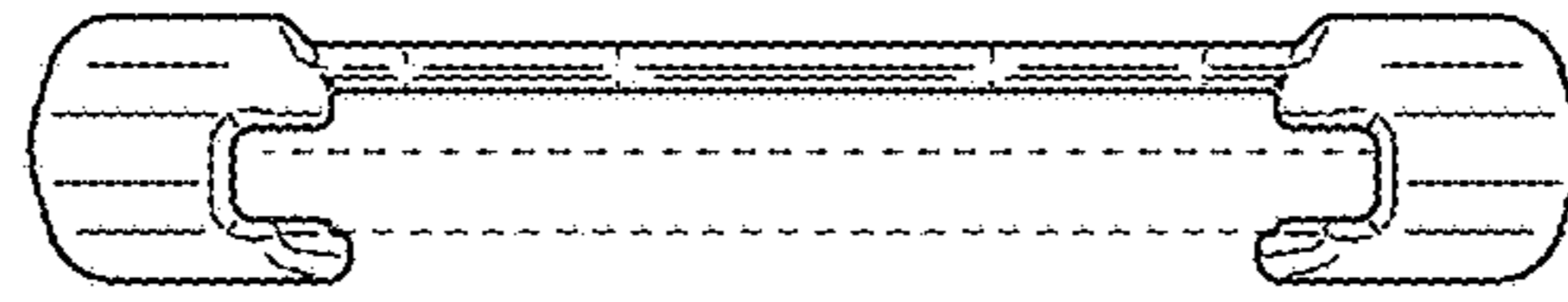


FIG. 7

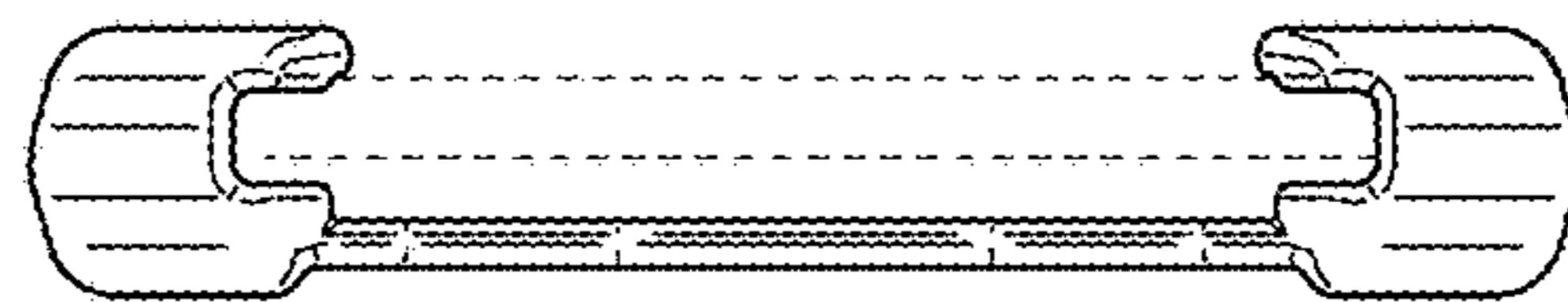


FIG. 8