



US00D837779S

(12) **United States Design Patent**
Kim

(10) **Patent No.:** **US D837,779 S**

(45) **Date of Patent:** **** Jan. 8, 2019**

(54) **CASE FOR ELECTRONIC DEVICES**

(71) Applicant: **SPIGEN KOREA CO., LTD.**, Seoul (KR)

(72) Inventor: **Seungjoo Kim**, Seoul (KR)

(73) Assignee: **SPIGEN KOREA CO., LTD.**, Seoul (KR)

(**) Term: **15 Years**

(21) Appl. No.: **29/616,252**

(22) Filed: **Sep. 5, 2017**

(51) **LOC (11) Cl.** **14-03**

(52) **U.S. Cl.**
USPC **D14/250**

(58) **Field of Classification Search**
USPC D3/218, 232, 233, 239, 242, 245-251, D3/269, 273, 301, 303; D13/103, 107, D13/108, 119; D14/137, 138 R, 138 AA, D14/138 C, 138 G, 203.3-203.7, 217, D14/238.1, 247, 248, 250, 251-253, 440
CPC H04B 1/3888; H04M 1/0283; H04M 1/0202; A45C 1/06; A45C 2011/002; A45C 11/00; A45F 2005/028; A45F 2200/0525

See application file for complete search history.

(56) **References Cited**

U.S. PATENT DOCUMENTS

| | | | |
|--------------|---------|-------------------|---------|
| D88,029 S | 10/1932 | Willheim | |
| D88,231 S | 11/1932 | Katzman | |
| D528,110 S * | 9/2006 | Cohn | D14/248 |
| D575,799 S | 8/2008 | Zhang | |
| D611,465 S | 3/2010 | Corley | |
| D631,463 S | 1/2011 | Kim | |
| D634,741 S | 3/2011 | Richardson et al. | |
| D637,589 S | 5/2011 | Willes et al. | |
| D638,414 S * | 5/2011 | Magness | D14/250 |
| D643,029 S | 8/2011 | Feng | |

| | | | |
|----------------|--------|----------|-----------------------|
| 7,989,085 B2 * | 8/2011 | Li | H04M 1/0283 174/50 |
| D654,491 S | 2/2012 | Melanson | |
| D658,164 S * | 4/2012 | Chan | D14/238.1 |
| D664,133 S | 7/2012 | Zheng | |
| D665,780 S | 8/2012 | Li | |
| D673,539 S * | 1/2013 | Magness | D14/250 |
| D673,547 S | 1/2013 | Melanson | |
| D673,550 S | 1/2013 | Magness | |
| D678,334 S | 3/2013 | Lee | |
| D678,907 S | 3/2013 | Lee | |
| D679,685 S * | 4/2013 | Cox | D14/250 |

(Continued)

Primary Examiner — Susan E Krakower

Assistant Examiner — L. A. Grabenstetter

(74) *Attorney, Agent, or Firm* — Heedong Chae; Lucem, PC

(57) **CLAIM**



The ornamental design for a case for electronic devices, as shown and described.

DESCRIPTION

FIG. 1 is a front perspective view of a case for electronic devices showing my new design;
FIG. 2 is a rear perspective view thereof;
FIG. 3 is a front elevational view thereof;
FIG. 4 is a rear elevational view thereof;
FIG. 5 is a left side elevational view thereof;
FIG. 6 is a right side elevational view thereof;
FIG. 7 is a top plan view thereof;
FIG. 8 is a bottom plan view thereof; and,
FIG. 9 is a partial enlarged view showing the pattern design in FIG. 4.

The dot-dash broken lines in FIGS. 4 and 9 are for the purpose of illustrating the partially enlarged view and form no part of the claimed design. The broken lines, and unshaded surfaces bounded by broken lines, depict parts of the article's appearance that form no part of the claimed design.

1 Claim, 9 Drawing Sheets



(56)

References Cited

U.S. PATENT DOCUMENTS

| | | | | | | | |
|--------------|---------|-----------------|-----------|-----------------|---------|-----------------|---------|
| D679,697 S | 4/2013 | Murchison | | D721,065 S | 1/2015 | Yoon | |
| D679,698 S | 4/2013 | Murchison | | D724,572 S * | 3/2015 | Wildner | D14/250 |
| D681,022 S | 4/2013 | Chang | | D725,089 S | 3/2015 | Suk | |
| D681,613 S * | 5/2013 | Magness | D14/238.1 | D727,886 S | 4/2015 | Bertrand et al. | |
| D681,616 S | 5/2013 | Weller | | D728,542 S | 5/2015 | Chung | |
| D681,617 S | 5/2013 | Weller | | D728,543 S | 5/2015 | Chung et al. | |
| D682,259 S * | 5/2013 | Fahrendorff | D14/250 | D728,544 S | 5/2015 | Chung | |
| D685,738 S * | 7/2013 | Moore | D13/119 | D731,481 S | 6/2015 | Akana et al. | |
| D685,776 S | 7/2013 | Bau | | D733,693 S | 7/2015 | Wang et al. | |
| D697,904 S * | 1/2014 | Wicks | D14/250 | D734,747 S | 7/2015 | Seo et al. | |
| D699,714 S | 2/2014 | Melanson et al. | | D739,391 S | 9/2015 | Chen et al. | |
| D700,172 S | 2/2014 | Li | | D746,275 S | 12/2015 | Mohammad | |
| D704,688 S | 5/2014 | Reivo | | D747,301 S | 1/2016 | Lee et al. | |
| D709,870 S * | 7/2014 | Lee | D14/250 | D748,614 S | 2/2016 | Ju | |
| D714,277 S * | 9/2014 | Hindaly | D14/250 | D749,068 S | 2/2016 | Zaborski | |
| D715,787 S * | 10/2014 | Lee | D14/250 | D749,555 S | 2/2016 | Poon | |
| D715,789 S * | 10/2014 | Yoon | D14/250 | D757,699 S | 5/2016 | Lee | |
| D717,286 S | 11/2014 | Veldkamp | | D761,781 S * | 7/2016 | Dang | D14/250 |
| D717,774 S | 11/2014 | Fathollahi | | D764,476 S | 8/2016 | Gleason, III | |
| D717,778 S | 11/2014 | Zermeno | | D765,628 S | 9/2016 | Watt et al. | |
| D718,292 S | 11/2014 | Hemesath | | D767,554 S | 9/2016 | Bertrand et al. | |
| D718,757 S | 12/2014 | Jaffee | | D770,431 S | 11/2016 | Lee et al. | |
| D718,759 S * | 12/2014 | Barfoot | D14/250 | D783,602 S | 4/2017 | Akana et al. | |
| D720,340 S | 12/2014 | Kim et al. | | D801,959 S | 11/2017 | Kuo et al. | |
| | | | | 2016/0101902 A1 | 4/2016 | Kim | |
| | | | | 2016/0204817 A1 | 7/2016 | Kim | |

* cited by examiner

FIG. 1




FIG. 2




FIG. 3




FIG. 4




FIG. 5




FIG. 6



FIG. 7

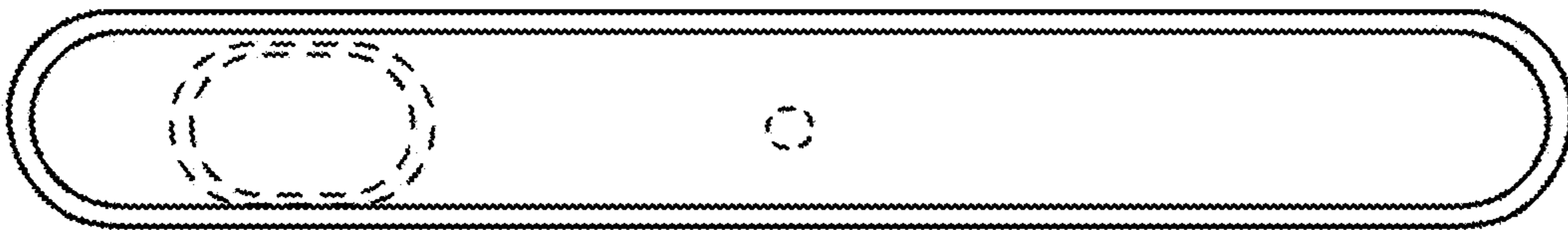


FIG. 8

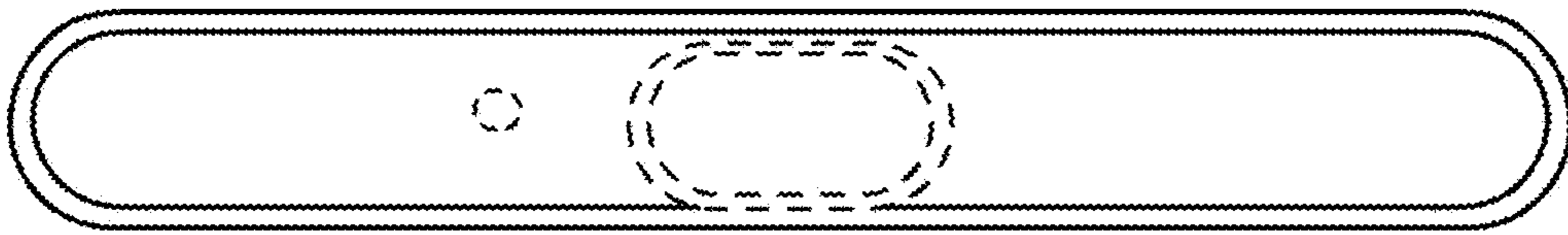


FIG. 9

