



US00D837774S

(12) **United States Design Patent**
Koo

(10) **Patent No.:** **US D837,774 S**
(45) **Date of Patent:** **** Jan. 8, 2019**

(54) **CASE FOR ELECTRONIC COMMUNICATIONS DEVICE**

(71) Applicant: **SPIGEN KOREA CO., LTD.**, Seoul (KR)

(72) Inventor: **Eun Hee Koo**, Seoul (KR)

(73) Assignee: **SPIGEN KOREA CO., LTD.**, Seoul (KR)

(**) Term: **15 Years**

(21) Appl. No.: **29/601,546**

(22) Filed: **Apr. 24, 2017**

(51) **LOC (11) Cl.** **14-03**

(52) **U.S. Cl.**
USPC **D14/250**

(58) **Field of Classification Search**
USPC D14/248, 439, 203.3–203.7, 447, 238.1, D14/440, 251–253, 217, 240, 250;
(Continued)

(56) **References Cited**

U.S. PATENT DOCUMENTS

D615,078 S * 5/2010 Bradley D14/250
D619,361 S 7/2010 Andre et al.
(Continued)

OTHER PUBLICATIONS

Review of Spigen Slim Armor CS Case for Galaxy S7, published on Apr. 11, 2016, URL: <https://www.youtube.com/watch?v=hTvaCva30Ao>, retrieved from internet on Feb. 19, 2018.*

(Continued)

Primary Examiner — Carla J Wright

(74) *Attorney, Agent, or Firm* — Heedong Chae; Lucem, PC

(57) **CLAIM**

The ornamental design for a case for electronic communications device, as shown and described.

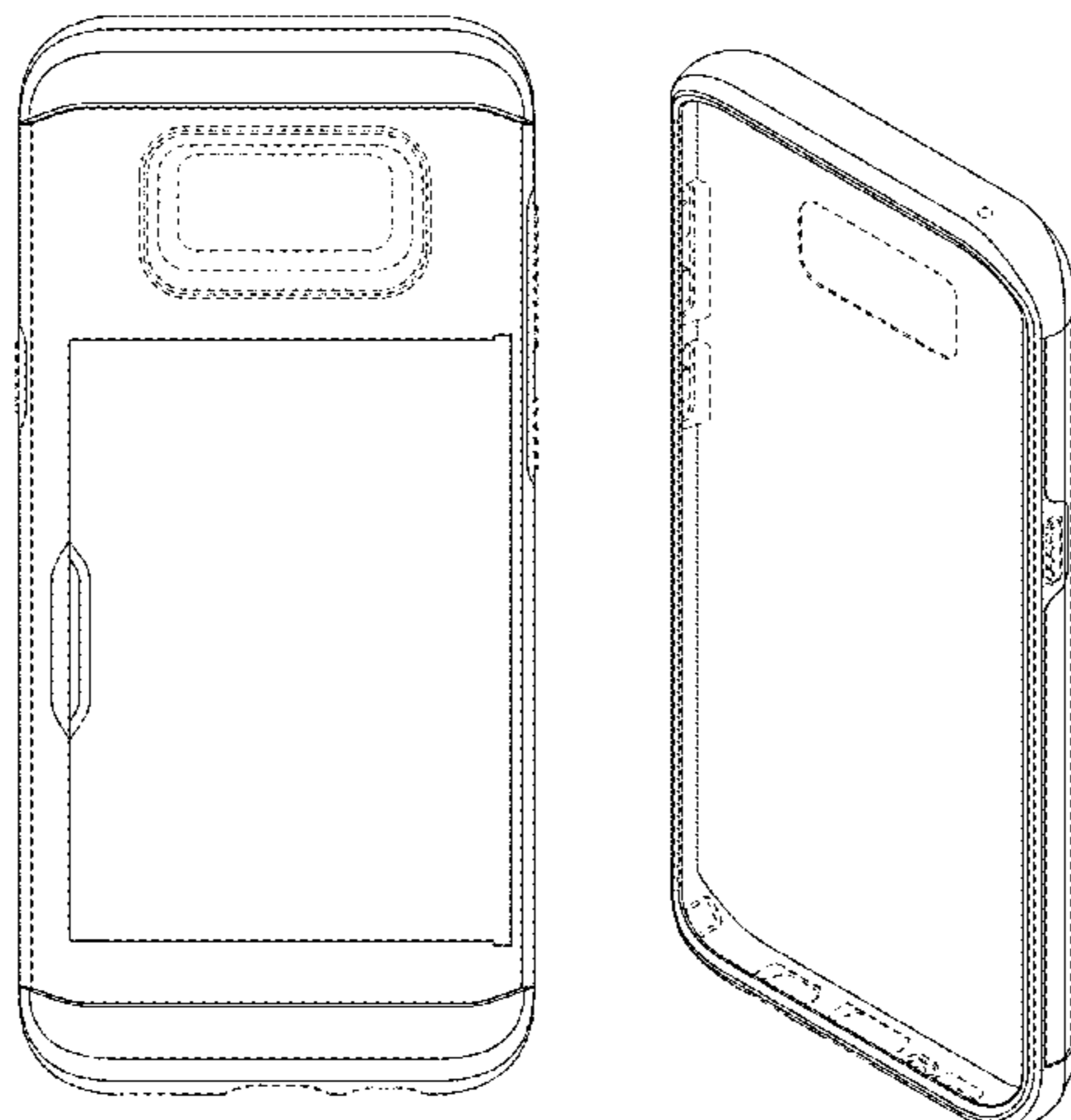
DESCRIPTION

FIG. 1 is a front elevational view of a case for electronic communications device showing my new design; FIG. 2 is a rear elevational view thereof; FIG. 3 is a left side elevational view thereof; FIG. 4 is a right side elevational view thereof; FIG. 5 is a top plan view thereof; FIG. 6 is a bottom plan view thereof; FIG. 7 is a front perspective view thereof; FIG. 8 is a rear perspective view thereof; FIG. 9 is a front perspective view of the inner shell component of the case for electronic communications device shown separately for clarity of disclosure; FIG. 10 is a rear perspective view thereof shown separately for clarity of disclosure; FIG. 11 is a front perspective view of the outer frame component of the case for electronic communications device shown separately for clarity of disclosure; FIG. 12 is a rear perspective view thereof shown separately for clarity of disclosure; FIG. 13 is an exploded front perspective view showing the components of the case for electronic communications device separated for clarity of disclosure; and, FIG. 14 is an exploded rear perspective view showing the components of the case for electronic communications device separated for clarity of disclosure.

Although the case for electronic communications device, in which the claimed design is embodied, consists of an inner shell component and an outer frame component, the claim is directed to the ornamental appearance of the case for electronic communications device in its entirety and does not extend to the ornamental appearance of each of the individual components of the case for electronic communications device.

The broken lines throughout the drawing figures depict portions of the case for electronic communications device that form no part of the claimed design. The broken lines and regions bounded by broken lines form no part of the claimed design.

1 Claim, 14 Drawing Sheets



(58) **Field of Classification Search**

USPC D3/201, 218, 247, 269, 273, 301, 303;
 D13/103, 107–108, 119
 CPC H04B 1/3888; H04M 1/0283; H04M
 1/0202; A45C 1/06; A45C 2011/002;
 A45C 11/00; A45C 13/02; A45F
 2005/026; A45F 2200/0525; A45F
 2200/0516

See application file for complete search history.

(56)

References Cited

U.S. PATENT DOCUMENTS

D624,064 S * 9/2010 Esposito D14/250
 D631,246 S * 1/2011 Boettner D3/203.2
 D646,265 S 10/2011 Fathollahi
 D650,371 S 12/2011 Wibby et al.
 D663,263 S 7/2012 Gupta et al.
 D681,615 S 5/2013 Fathollahi
 D682,196 S 5/2013 Leung
 8,504,127 B2 8/2013 Altschul et al.
 8,517,172 B1 8/2013 Chang
 D705,764 S * 5/2014 Thoni D14/250
 8,726,952 B2 5/2014 Jambunathan et al.
 D707,965 S 7/2014 Requa
 D712,891 S * 9/2014 Fathollahi D14/250
 D716,045 S 10/2014 Requa
 8,971,975 B2 3/2015 Ramies et al.
 9,049,283 B1 6/2015 Kim
 D741,845 S 10/2015 Kim
 D743,931 S 11/2015 Hubbard et al.
 D746,805 S 1/2016 Kim
 9,241,551 B2 1/2016 Lawson et al.
 D749,068 S 2/2016 Zaborski et al.
 D749,557 S 2/2016 Feng
 D753,099 S 4/2016 Kim
 D756,911 S 5/2016 Gupta et al.
 D759,966 S 6/2016 Pignotti
 D763,842 S 8/2016 Chang et al.
 D765,069 S * 8/2016 Jeffrey D14/250
 D765,635 S 9/2016 Chang et al.
 D765,638 S 9/2016 Gaylord et al.
 D765,640 S 9/2016 Bulkley et al.
 D765,641 S 9/2016 Bulkley et al.
 D776,101 S * 1/2017 Poon D14/250
 D776,646 S * 1/2017 Deng D14/250
 D780,164 S 2/2017 Lee
 D780,166 S * 2/2017 Lin D14/250
 D781,835 S 3/2017 Kim et al.
 D786,852 S * 5/2017 Kim D14/250
 D788,093 S 5/2017 Lee et al.
 9,661,116 B1 * 5/2017 Chung A45C 11/00
 9,675,150 B2 * 6/2017 Kim A45C 11/182
 D797,715 S * 9/2017 Kim D14/250
 D798,286 S 9/2017 Roberts et al.
 2014/0051488 A1 * 2/2014 Chung H04M 1/0279
 455/575.8
 2014/0370946 A1 * 12/2014 Daniell H04M 1/0283
 455/575.8

2015/0141082 A1 * 5/2015 Ehrlich H04B 1/3888
 455/575.1
 2015/0244407 A1 * 8/2015 Peral H04B 1/3888
 455/575.8
 2015/0365122 A1 * 12/2015 Kim H04M 1/21
 455/575.8
 2016/0113368 A1 * 4/2016 Tu H04B 1/3888
 206/45.23
 2016/0374443 A1 * 12/2016 Kim A45C 11/182
 206/38
 2017/0086557 A1 * 3/2017 Choi A45C 15/00

OTHER PUBLICATIONS

“iPhone 6 Case, Verus [Damda Slide][Dark Silver]—[Wallet Card Slot][Heavy Duty Protection] for Apple iPhone 6 4.7”, <https://www.amazon.com/dp/B01EO2PE1O>, Earliest review date of May 24, 2016.
 “Galaxy Note 4 Case, Verus [Damda Slide][Dark Silver]—[Wallet Card Slot][Heavy Duty Protection] for Samsung Note 4”, <https://www.amazon.com/dp/B00MJE6I0G>, Earliest review date of Oct. 18, 2014.
 “Galaxy Note 5 Case, Verus [Damda Slide][Dark Silver]—[Wallet Card Slot][Heavy Duty Protection] for Samsung Note 5”, <https://www.amazon.com/dp/B00VN6E8KS>, Earliest review date of Aug. 24, 2015.
 “Galaxy S6 Edge Case, Verus [Damda Slide][Dark Silver]—[Wallet Card Slot][Heavy Duty Protection] for Samsung galaxy s6 edge”, <https://www.amazon.com/dp/B00U0MDTEM>, Earliest review date of Apr. 2, 2015.
 “Galaxy S6 Edge Plus Case, Verus [Damda Slide][Dark Silver]—[Wallet Card Slot][Heavy Duty Protection] for Samsung galaxy s6 plus”, <https://www.amazon.com/dp/B013F8CLK0>, Earliest review date of Aug. 29, 2015.
 “iPhone 6 Plus Case, Verus [Damda Slide][Dark Silver]—[Wallet Card Slot][Heavy Duty] for Apple iPhone 6 Plus 5.5”, <https://www.amazon.com/dp/B01EO2P5H2>, Earliest review date of May 26, 2016.
 “iPhone 6S Case, Verus [Damda Slide][Dark Silver]—[Wallet Card Slot][Heavy Duty Protection] for Apple iPhone 6 6s 4.7”, <https://www.amazon.com/dp/B00M9UBQ2A>, Earliest review date of Sep. 16, 2014.
 “iPhone 6S Plus Case, Verus [Damda Slide][Dark Silver]—[Wallet Card Slot][Heavy Duty] for Apple iPhone 6 6s Plus 5.5”, <https://www.amazon.com/dp/B00NHZZ1ZY>, Earliest review date of Oct. 5, 2014.
 “Spigen Slim Armor CS Galaxy S7 Case with Slim Dual Layer Wallet Design and Card Slot Holder for Samsung Galaxy S7 2016—Gunmetal”, <https://www.amazon.com/dp/B01AUR1HF4>, Earliest review date of Mar. 11, 2016.
 “Spigen Slim Armor CS Galaxy S7 Edge Case with Slim Dual Layer Wallet Design and Card Slot Holder for Galaxy S7 Edge 2016—Gunmetal”, <https://www.amazon.com/dp/B01CTRI5VM>, Earliest review date of Apr. 22, 2016.

* cited by examiner

FIG. 1




FIG. 2




FIG. 3




FIG. 4




FIG. 5

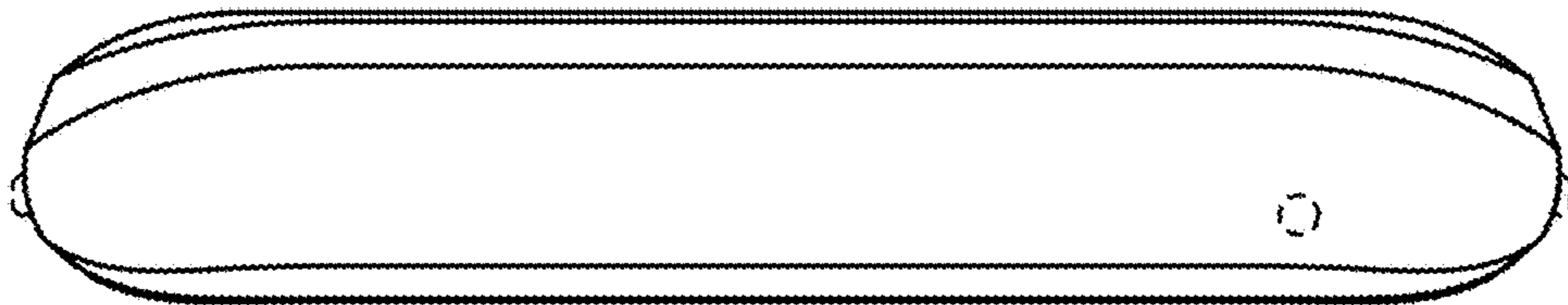


FIG. 6

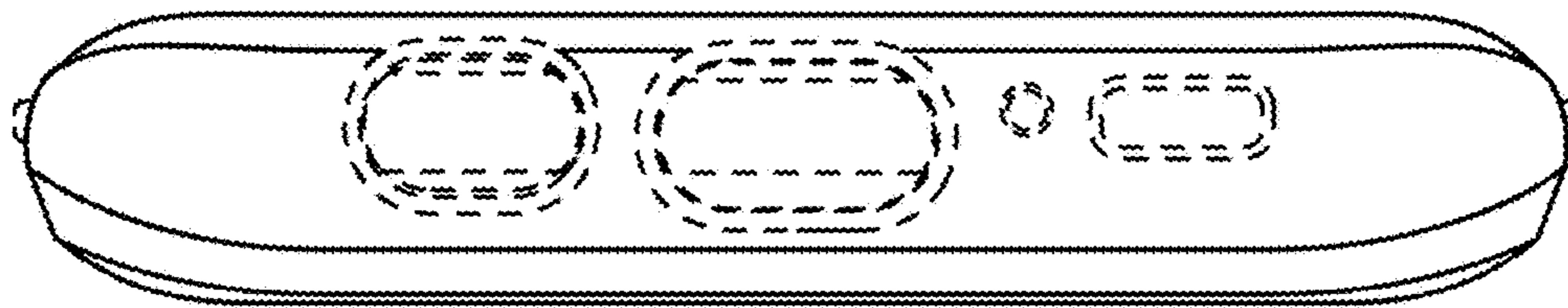


FIG. 7




FIG. 8

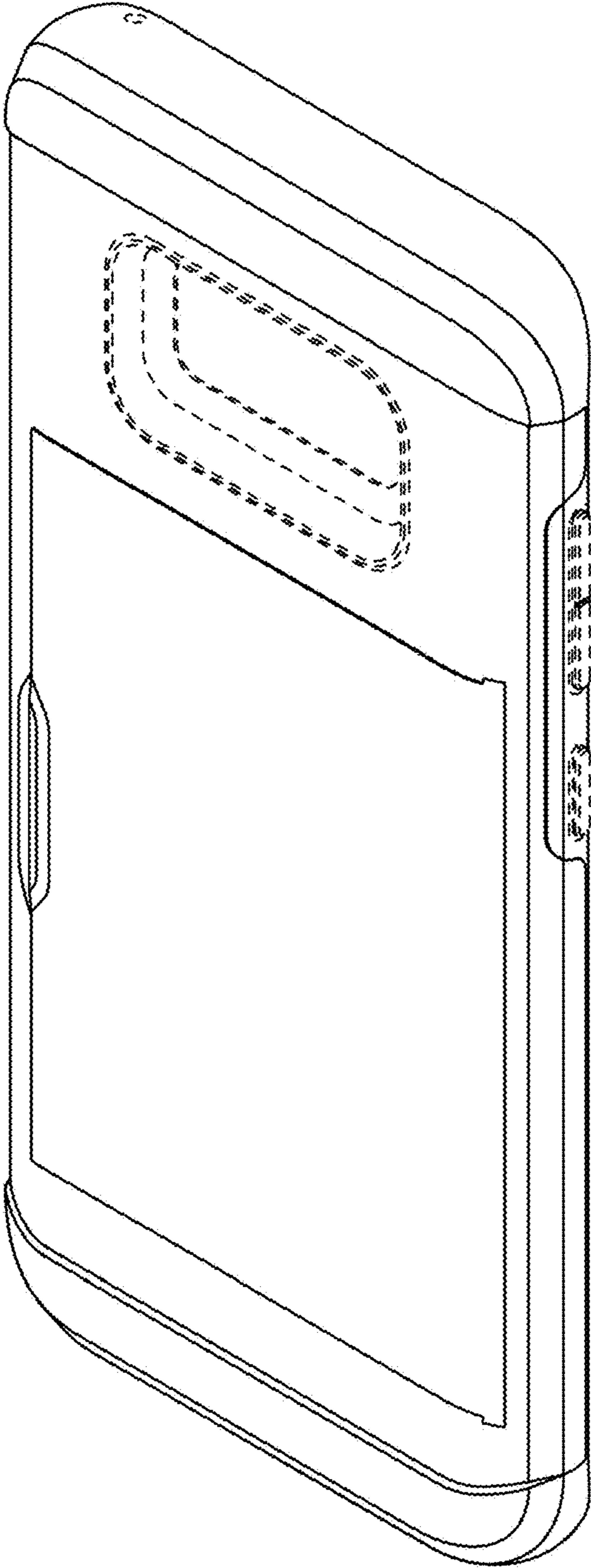


FIG. 9

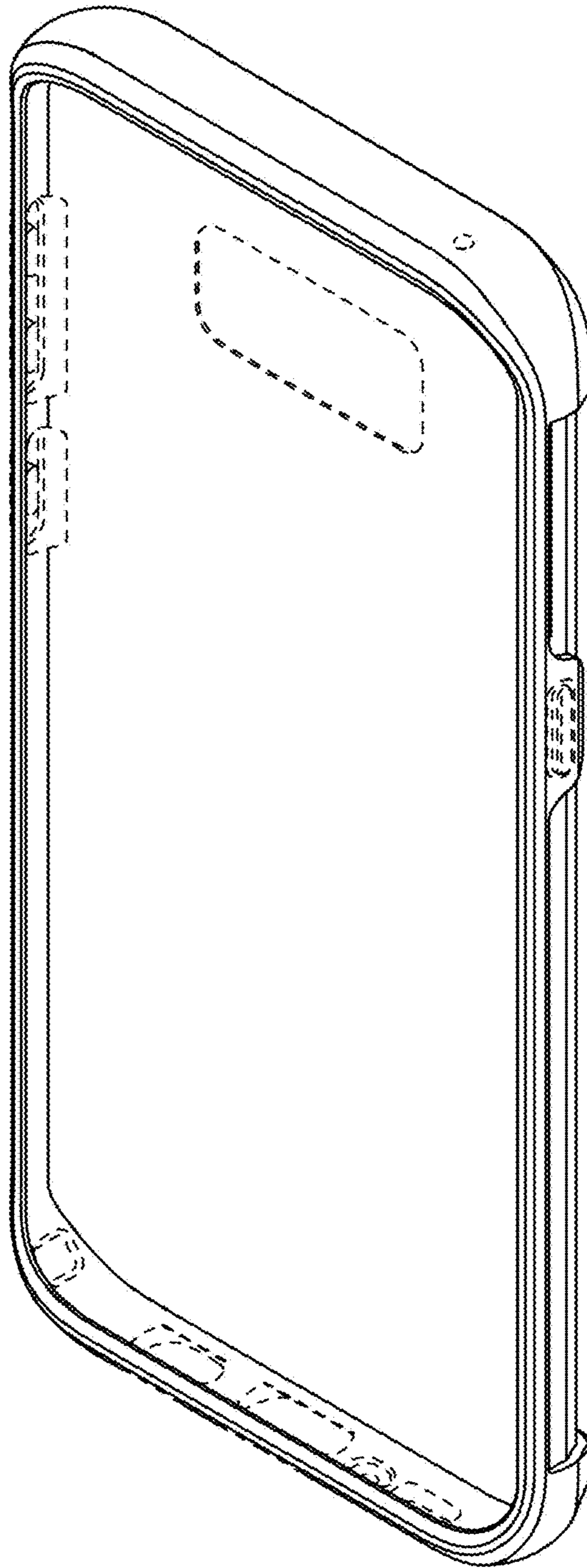


FIG. 10

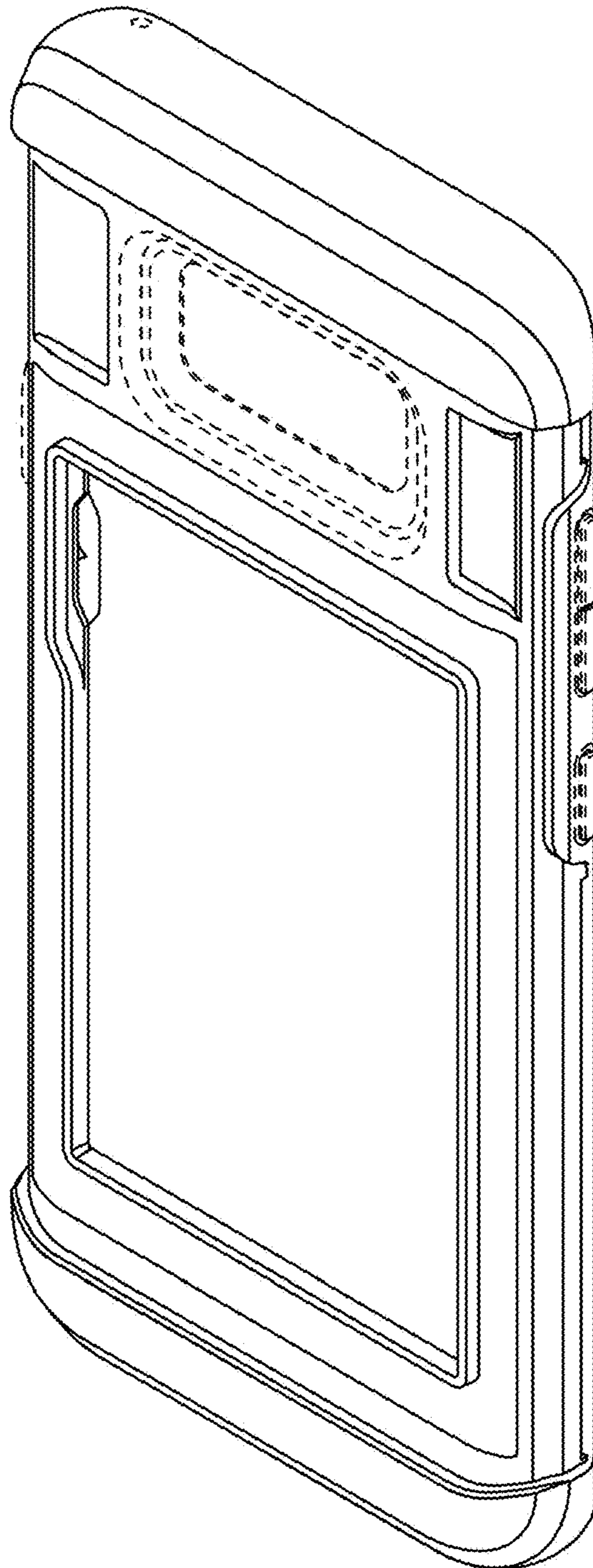


FIG. 11




FIG. 12

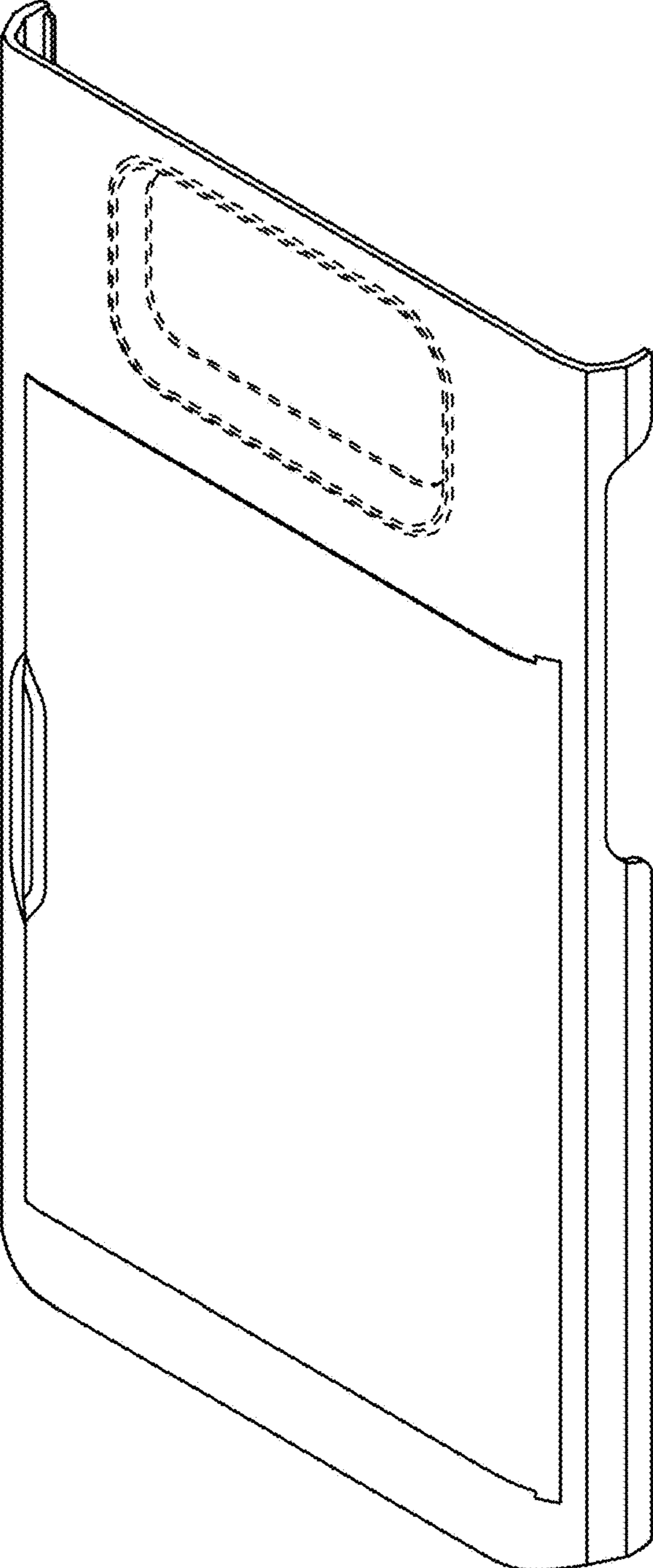


FIG. 13

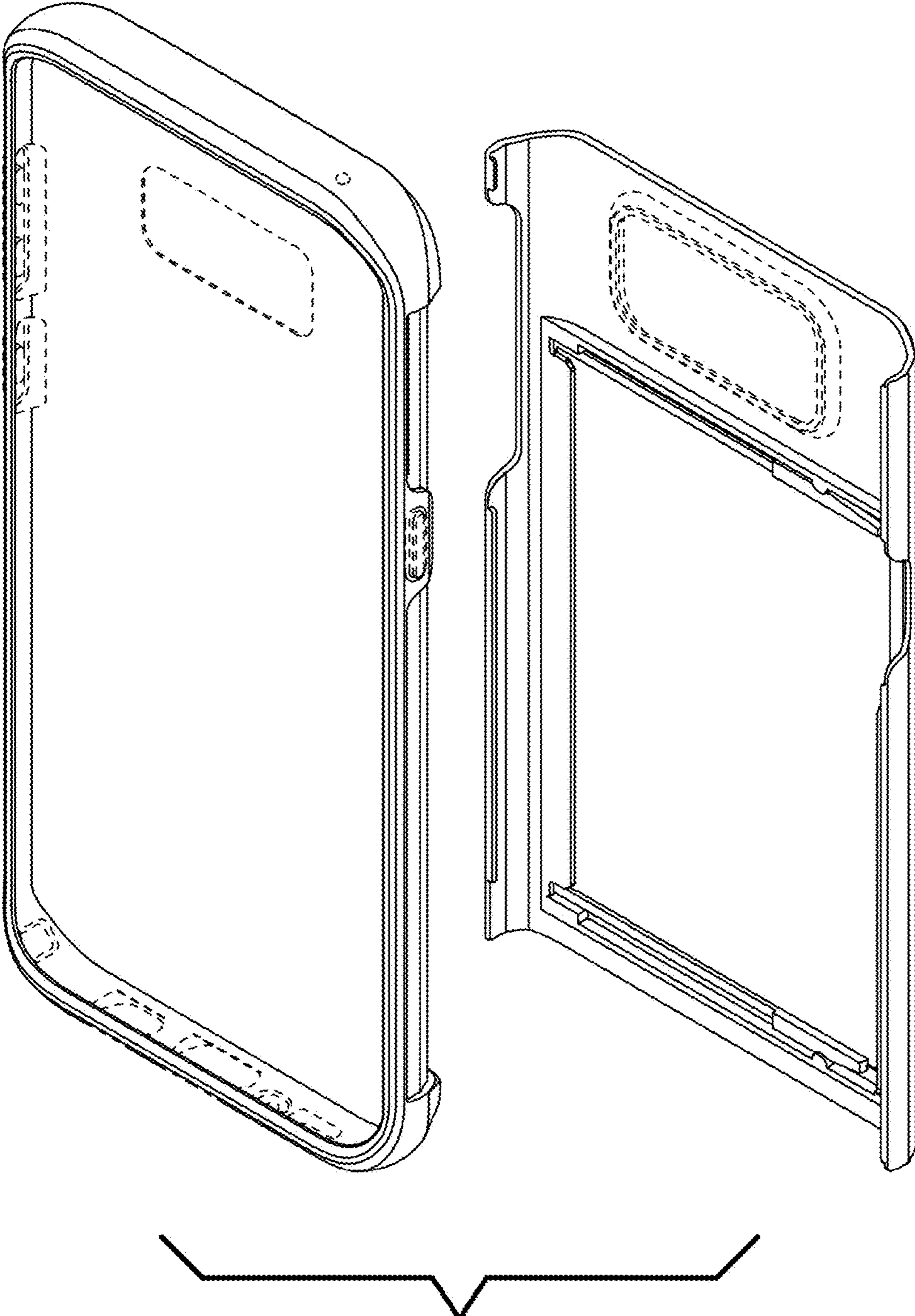


FIG. 14

