



US00D837763S

(12) **United States Design Patent**
Suzuki

(10) **Patent No.:** **US D837,763 S**
(45) **Date of Patent:** **** Jan. 8, 2019**

(54) **HEADPHONES**

(71) Applicant: **Onkyo Corporation**, Osaka (JP)

(72) Inventor: **Tomohisa Suzuki**, Tottori (JP)

(73) Assignee: **Onkyo Corporation**, Osaka (JP)

(**) Term: **15 Years**

(21) Appl. No.: **29/597,218**

(22) Filed: **Mar. 15, 2017**

(51) **LOC (11) Cl.** **14-01**

(52) **U.S. Cl.**
USPC **D14/205**

(58) **Field of Classification Search**
USPC D14/205, 223; 181/129, 130, 135;
379/430, 431; 381/380, 381, 374;
455/90.3, 575.1, 569.1; D29/112; 2/209
CPC H04R 1/1066; H04R 1/1016; H04R 5/033;
H04R 5/0335; H04R 25/00; H04R 25/02;
H04R 1/10; H04R 1/105; H04R 1/1058
See application file for complete search history.

(56) **References Cited**

U.S. PATENT DOCUMENTS

2,149,341	A *	3/1939	Harrison	H04R 1/1066 248/274.1
2,924,290	A *	2/1960	Zuerker	H04R 7/12 181/165
3,408,658	A *	11/1968	Beguín	A61F 11/14 128/866
4,511,768	A *	4/1985	Patel	H04R 1/222 181/144
D302,429	S *	7/1989	Leer	D14/137
5,384,857	A *	1/1995	Nordin	A61F 11/14 381/374
5,406,037	A *	4/1995	Nageno	H04R 5/0335 181/129
6,449,806	B1 *	9/2002	Engelhard	H04M 1/05 2/209

D508,483	S *	8/2005	Suzuki	D14/205
D512,708	S *	12/2005	Harris, Jr.	D14/205
D519,497	S *	4/2006	Komiyama	D14/223
D560,654	S *	1/2008	Feng	D14/205
D570,825	S *	6/2008	Schultz	D14/205
D635,958	S *	4/2011	Ando	D14/205
8,189,847	B2 *	5/2012	Huang	H04R 1/1075 381/186
D668,633	S *	10/2012	Enquist	D14/205
D700,590	S *	3/2014	Heath	D14/205

(Continued)

Primary Examiner — Paula Allen Greene

(74) *Attorney, Agent, or Firm* — Renner, Otto, Boisselle and Sklar, LLP



(57) **CLAIM**

The ornamental design for headphones, as shown and described.

DESCRIPTION

FIG. 1 is a top, front, right perspective view of a first embodiment of headphones showing my new design; FIG. 2 is a front elevation view thereof; FIG. 3 is a rear elevation view thereof; FIG. 4 is a top plan view thereof; FIG. 5 is a bottom plan view thereof; FIG. 6 is a left side elevation view thereof; FIG. 7 is a right side elevation view thereof; FIG. 8 is a top, front, right perspective view of a second embodiment of headphones showing my new design; FIG. 9 is a front elevation view thereof; FIG. 10 is a rear elevation view thereof; FIG. 11 is a top plan view thereof; FIG. 12 is a bottom plan view thereof; FIG. 13 is a left side elevation view thereof; and, FIG. 14 is a right side elevation view thereof. The broken lines depict portions of the headphones that form no part of the claimed design.

1 Claim, 14 Drawing Sheets



(56)

References Cited

U.S. PATENT DOCUMENTS

D703,183 S * 4/2014 Moriya H04S 1/005
D14/206
D732,001 S * 6/2015 Licht D14/205
D740,254 S * 10/2015 Huang D14/205
D761,761 S * 7/2016 Ando D14/205
D766,520 S * 9/2016 Fletcher D29/112
D778,874 S * 2/2017 Lin D14/205
D809,474 S * 2/2018 Attal D14/205
D811,365 S * 2/2018 Czaniecki D14/205
2009/0279729 A1 * 11/2009 Huang H04R 1/1016
381/345
2015/0382099 A1 * 12/2015 Chu H04R 1/2811
381/370
2016/0205458 A1 * 7/2016 Huang H04R 1/1016
381/380
2016/0330542 A1 * 11/2016 Hsiao H04R 1/1091
2017/0064436 A1 * 3/2017 Tamura H04R 1/1066

* cited by examiner




FIG. 1



FIG. 2




FIG. 3

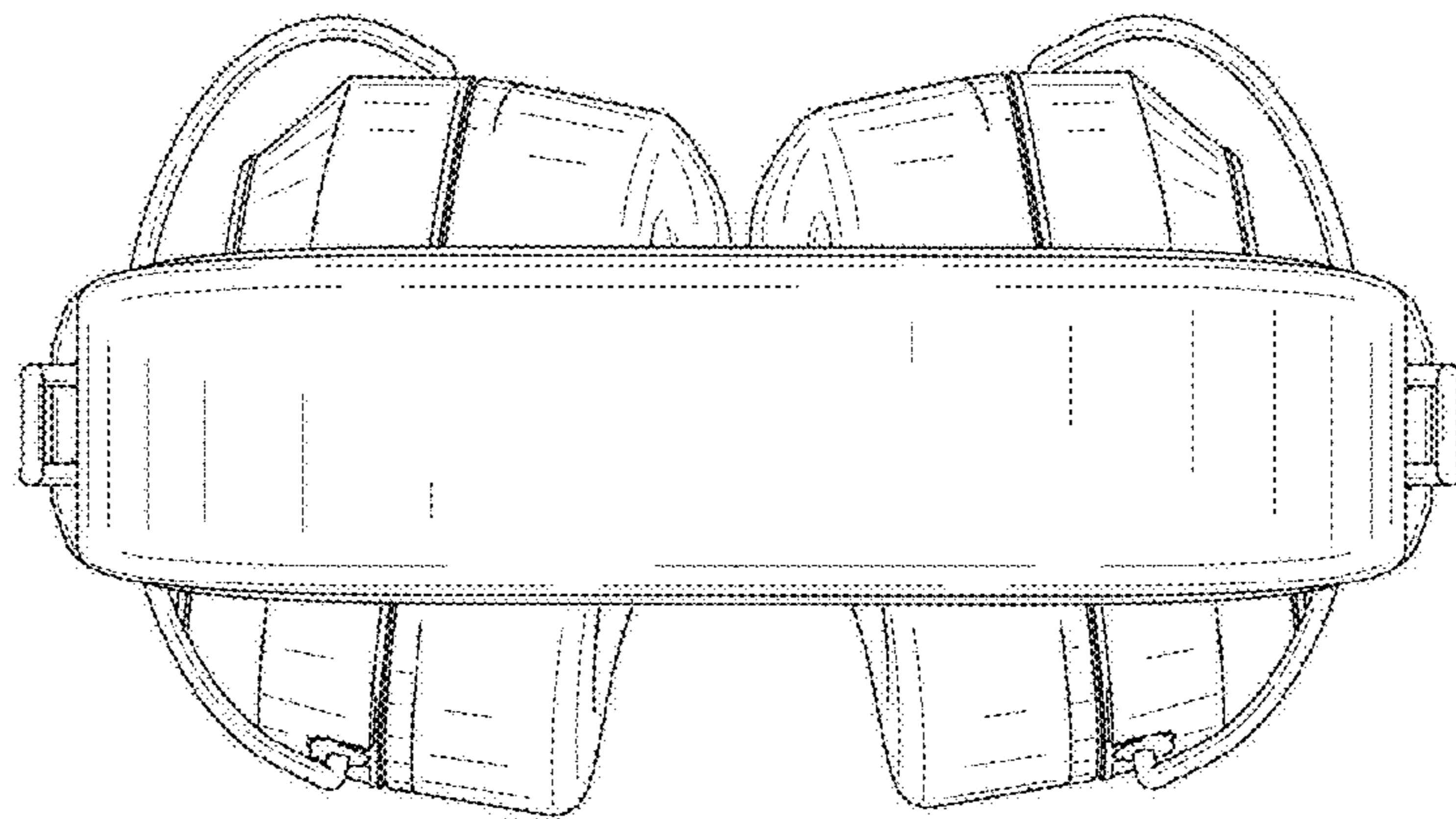


FIG. 4

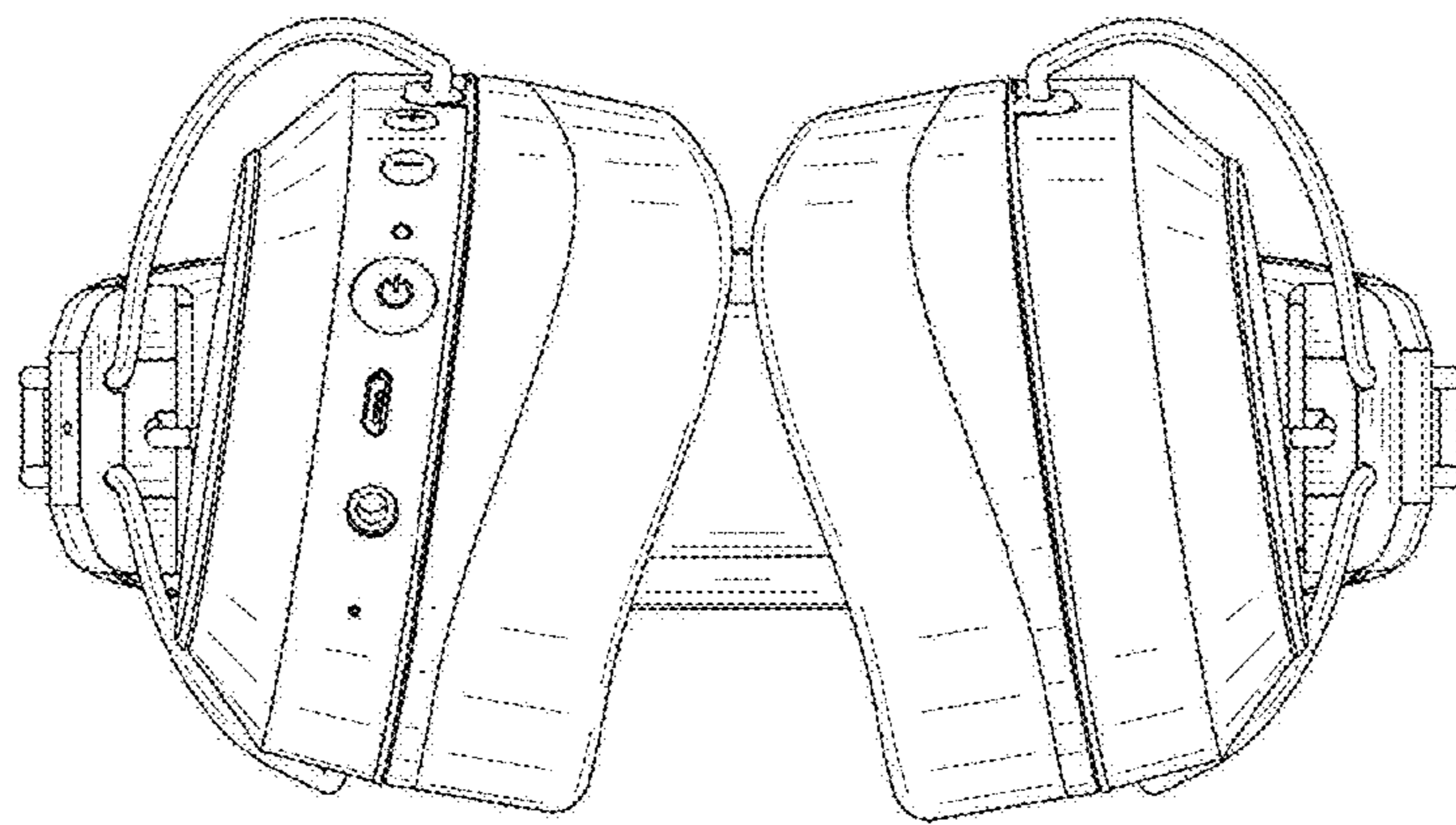


FIG. 5

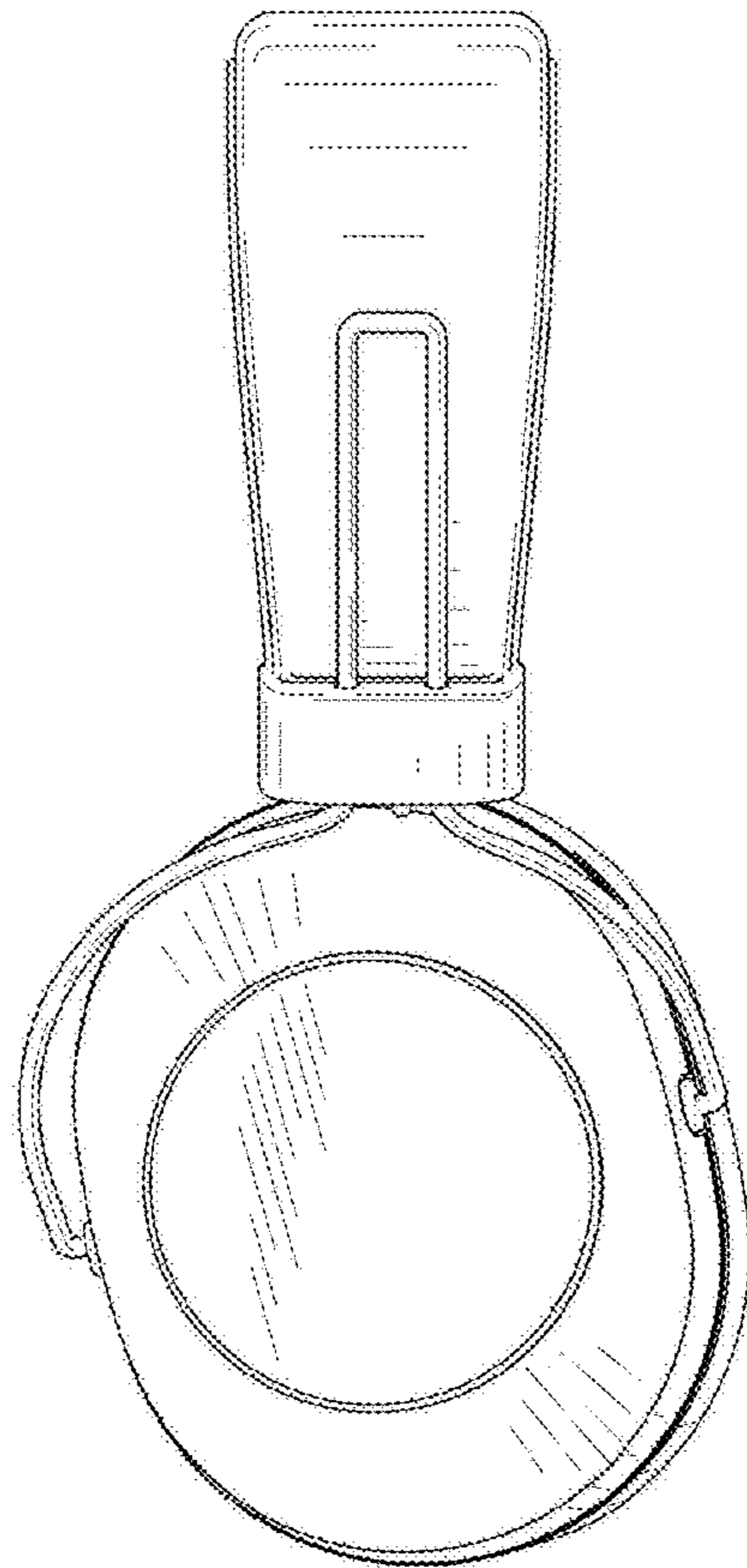


FIG. 6

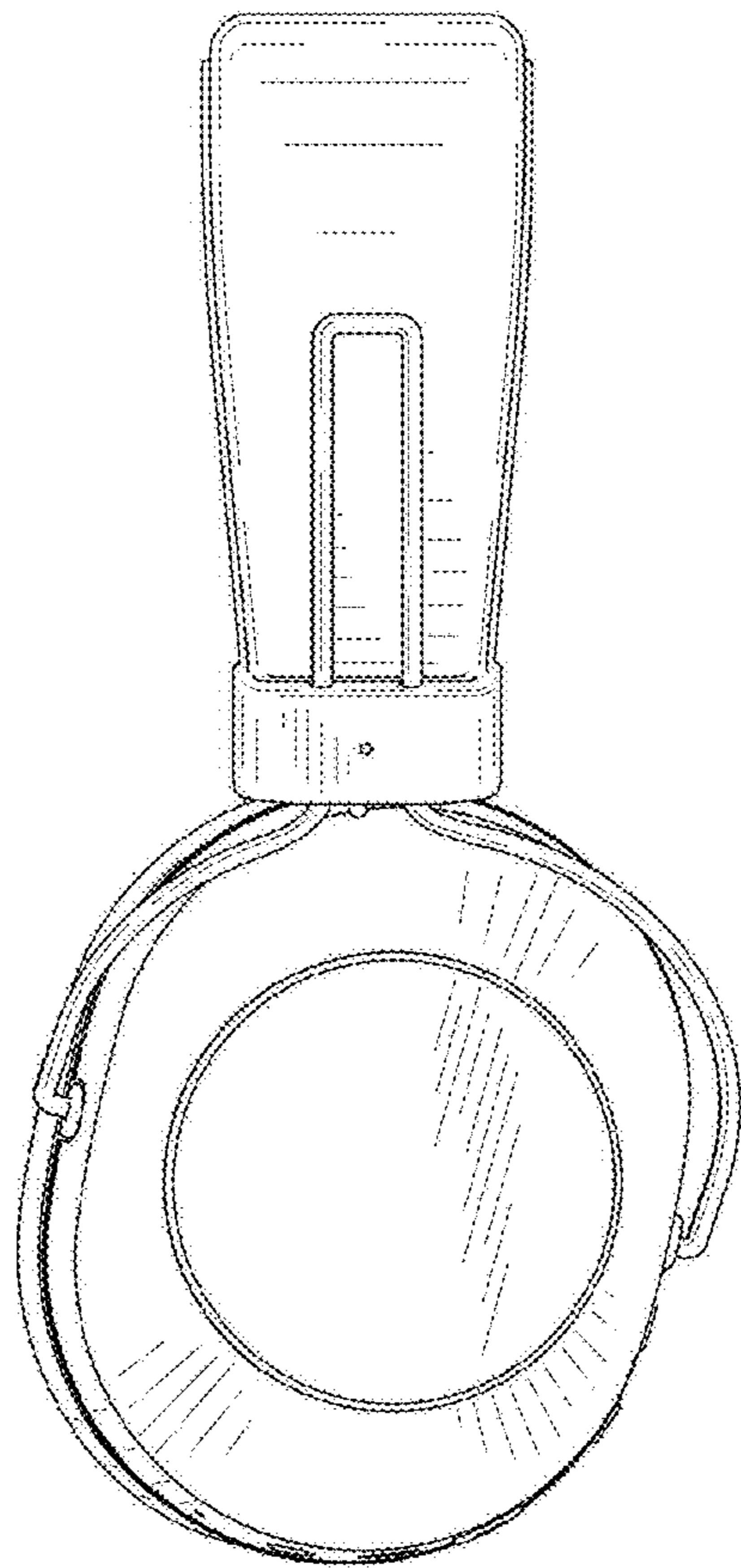


FIG. 7




FIG. 8

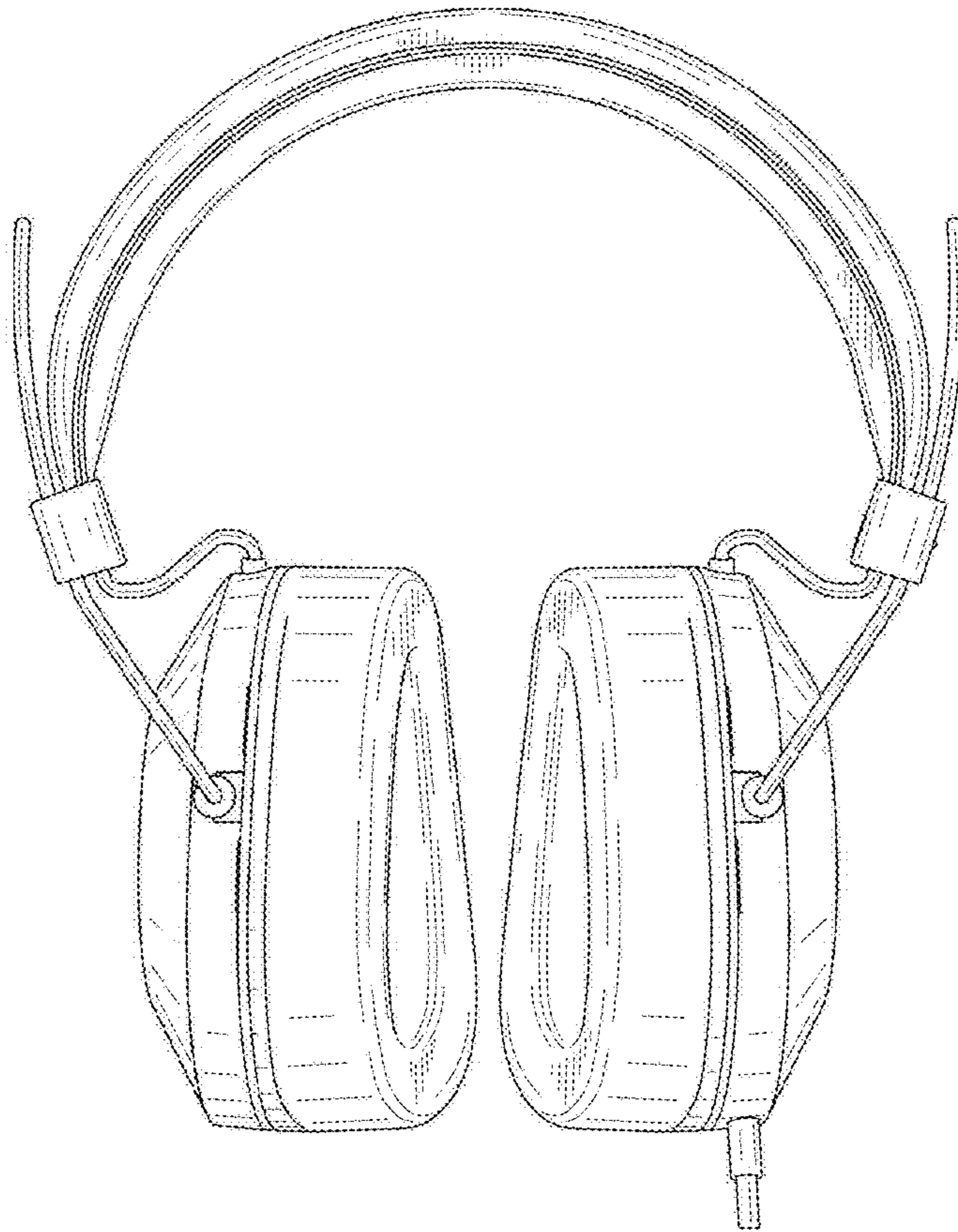


FIG. 9

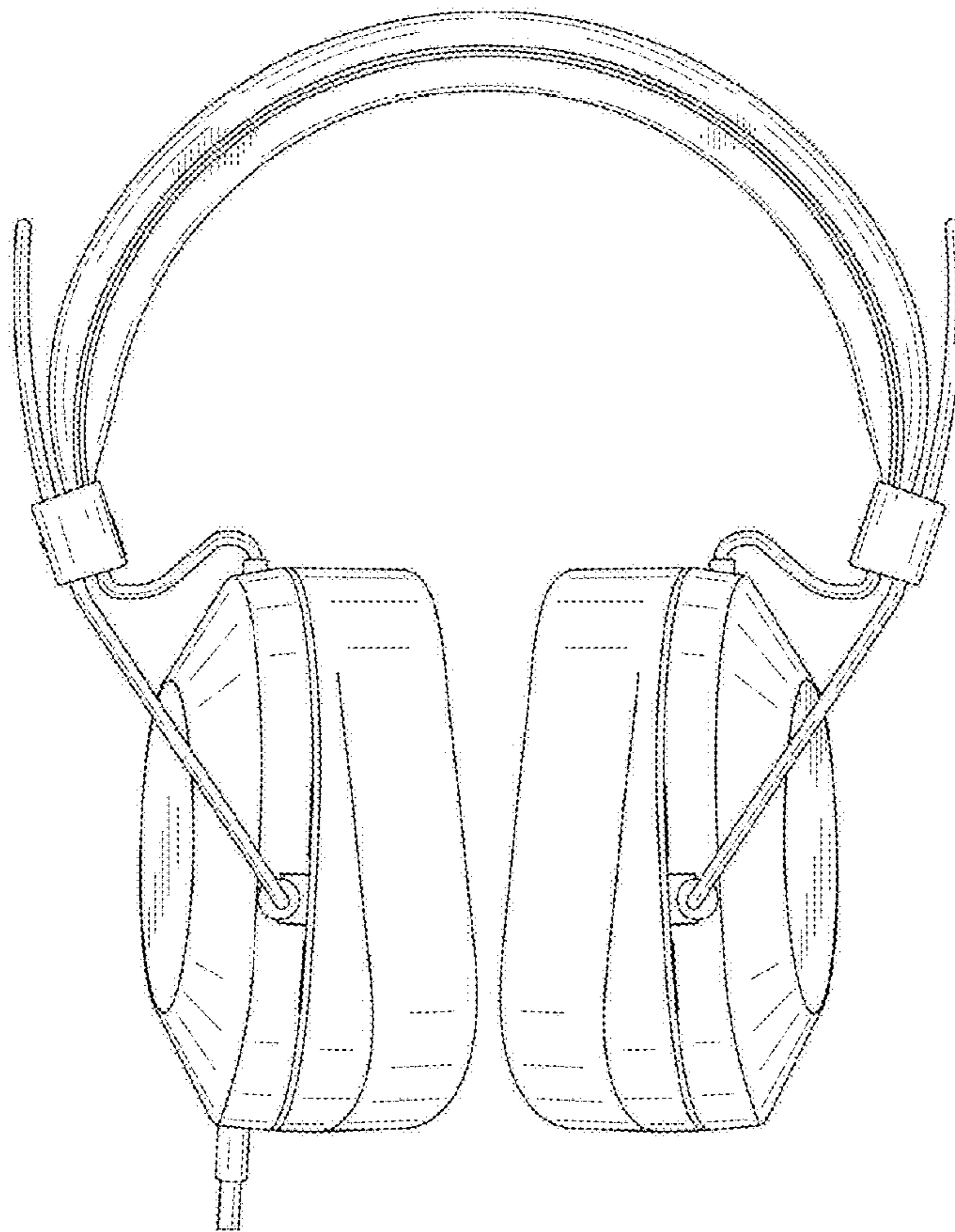


FIG. 10

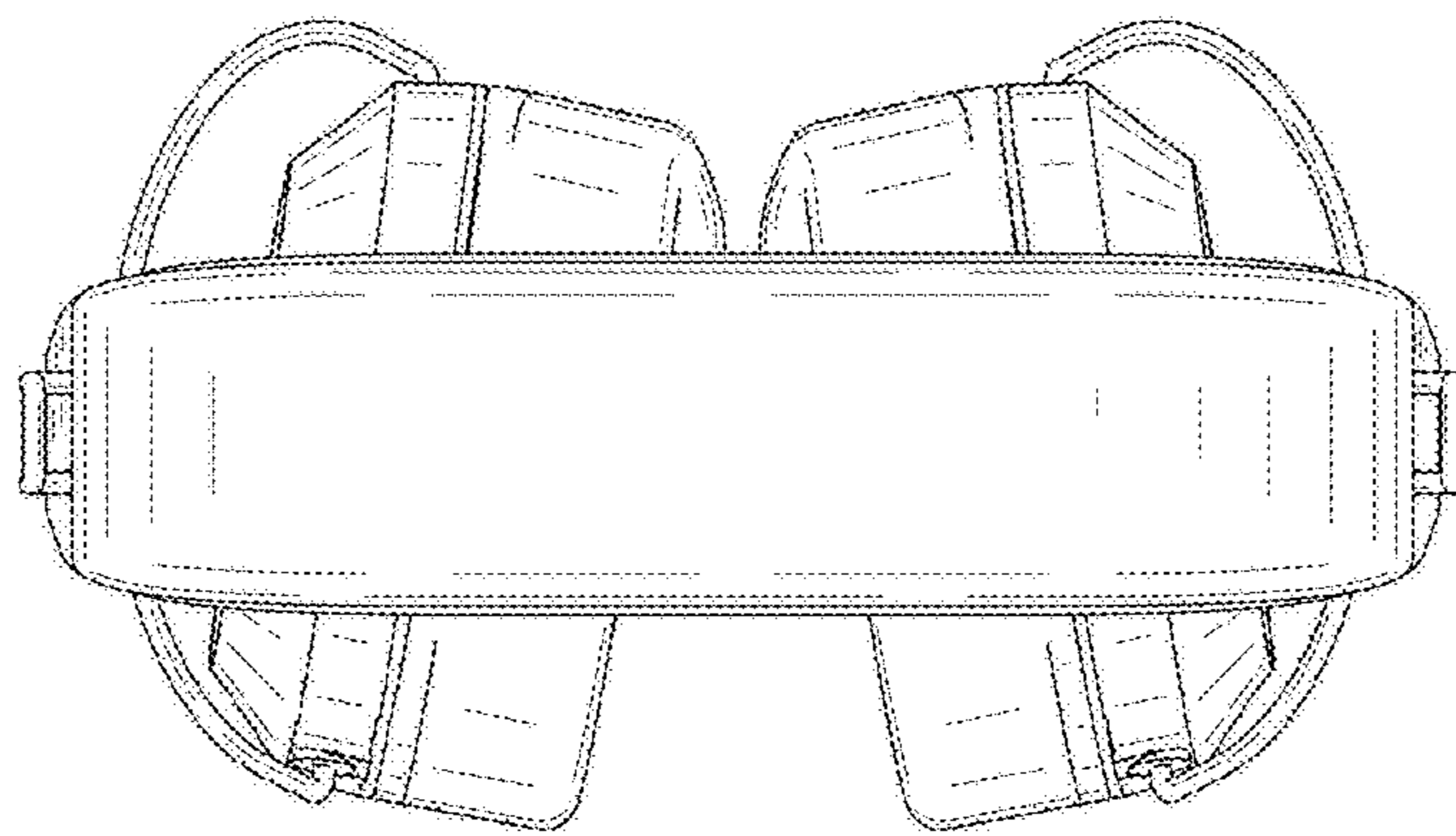


FIG. 11

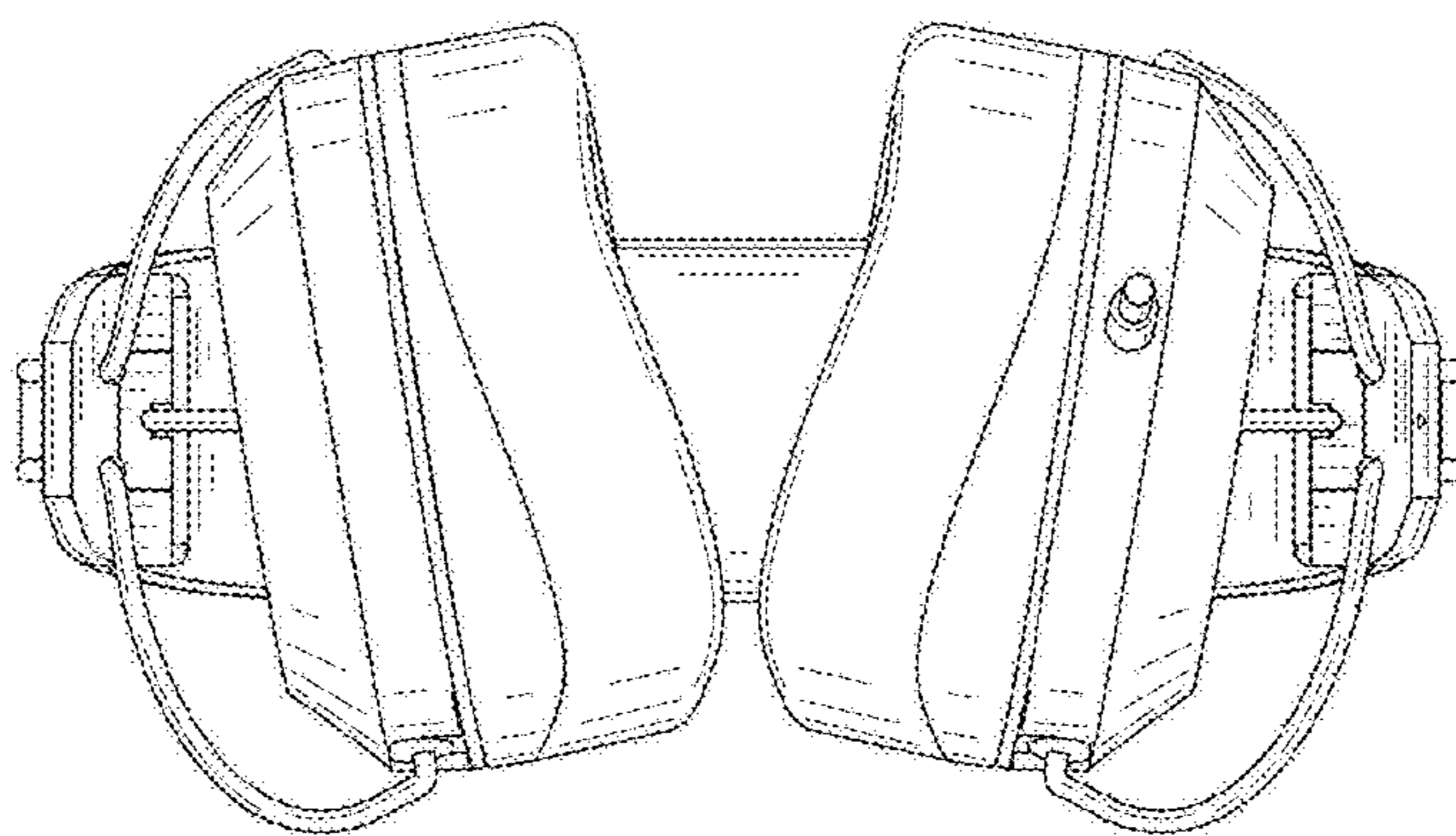


FIG. 12

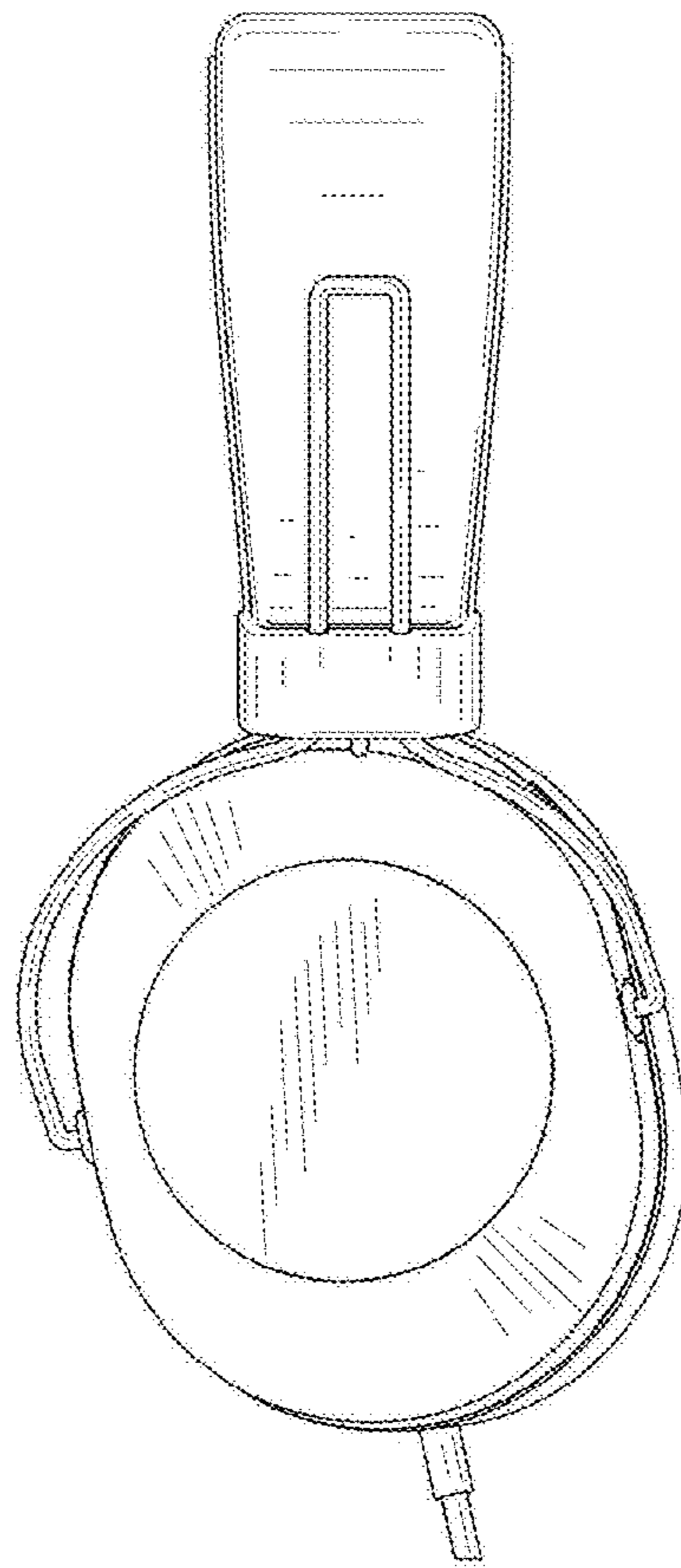


FIG. 13

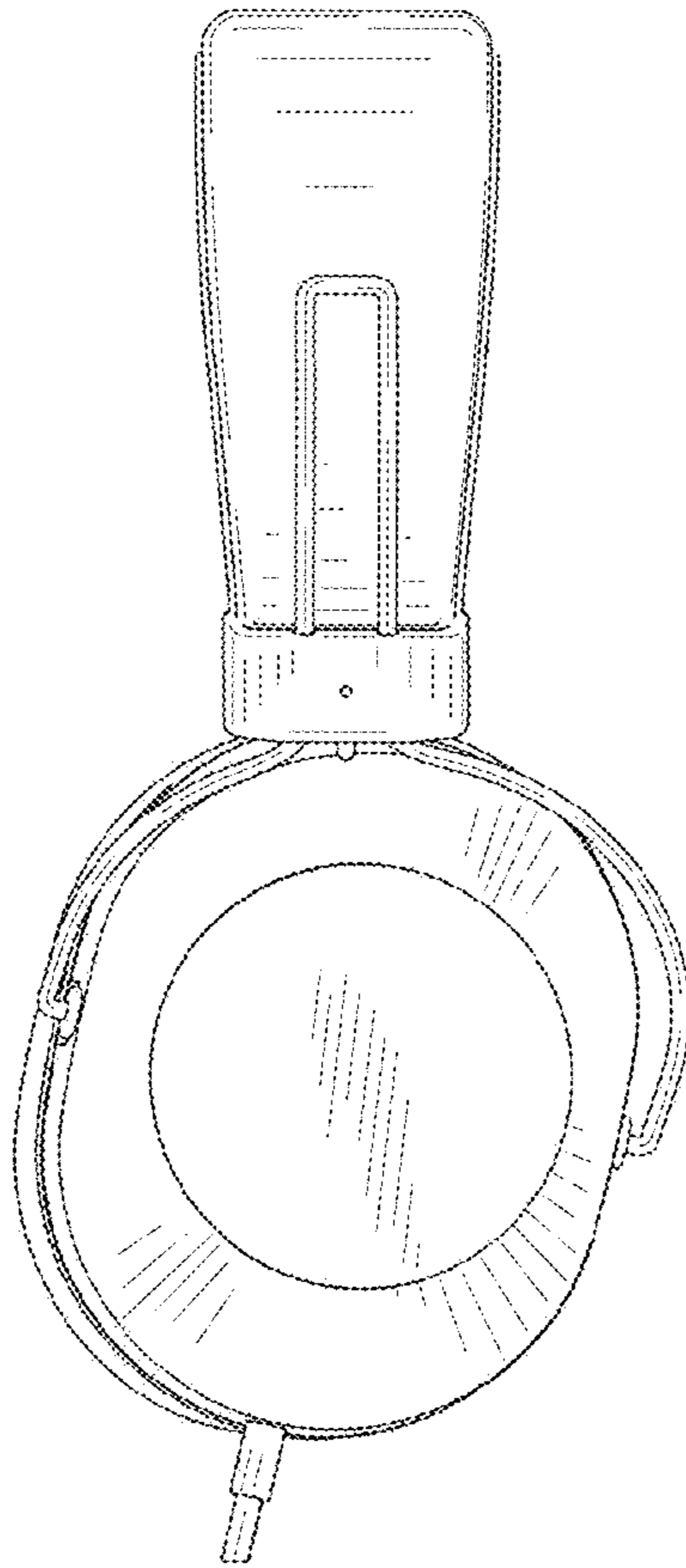


FIG. 14