



US00D837759S

(12) **United States Design Patent**
Park et al.

(10) **Patent No.:** **US D837,759 S**
(45) **Date of Patent:** **** *Jan. 8, 2019**

(54) **MOBILE PHONE**

1/0266; H04M 1/0268; H04M 1/0295;
H04M 1/0264

(71) Applicant: **LG ELECTRONICS INC.**, Seoul
(KR)

See application file for complete search history.

(72) Inventors: **Minho Park**, Seoul (KR); **Kidoo Han**,
Seoul (KR); **Bohyoung Lee**, Seoul
(KR); **Peelhyuk Lim**, Seoul (KR);
Wonchul Jung, Seoul (KR)

(56) **References Cited**

U.S. PATENT DOCUMENTS

(73) Assignee: **LG ELECTRONICS INC.**, Seoul
(KR)

D337,569	S	*	7/1993	Kando	D14/341
D580,387	S	*	11/2008	Andre	D14/138 G
D627,778	S	*	11/2010	Akana	D14/341
D701,191	S	*	3/2014	Suk	D14/138 G
D701,192	S	*	3/2014	Park	D14/138 G
D752,008	S	*	3/2016	Lee	D14/138 G
D755,749	S	*	5/2016	Kim	D14/138 G
D759,008	S	*	6/2016	Akana	D14/341
D772,855	S	*	11/2016	Ju	D14/250
D783,602	S	*	4/2017	Akana	D14/341
D791,730	S	*	7/2017	Li	D14/138 G

(*) Notice: This patent is subject to a terminal disclaimer.

(Continued)

(**) Term: **15 Years**

OTHER PUBLICATIONS

(21) Appl. No.: **29/589,241**

iPhone 8 by Umberto Menasci is All About Simplicity, Jan. 27, 2016, [online], [site visited Feb. 16, 2018]. Retrieved from url:https://www.concept-phones.com/apple/iphone-8-umberto-menasci-simplicity-video/*

(22) Filed: **Dec. 29, 2016**

(30) **Foreign Application Priority Data**

Jul. 1, 2016 (KR) 30-2016-0032272

(51) **LOC (11) Cl.** **14-03**

(52) **U.S. Cl.**
USPC **D14/138 G**

(58) **Field of Classification Search**
USPC D14/138 AA, 138 AB, 138 AC, 138 AD,
D14/138 C, 138 R, 138 G, 248, 315-318,
D14/341, 342, 344, 345, 371, 496, 388,
D14/389, 250; D6/300, 308, 310;
D10/104.1, 50
CPC G06F 1/1652; G06F 1/1641; G06F 1/1647;
G06F 1/1626; H04M 1/027; H04M
1/0202; H04M 1/0279; H04M 1/0235;
H04M 1/0237; H04M 1/0239; H04M

Primary Examiner — Jeffrey D Asch

Assistant Examiner — Tracey J Bell

(74) *Attorney, Agent, or Firm* — Birch, Stewart, Kolasch & Birch, LLP

(57) **CLAIM**

The ornamental design for a mobile phone, as shown and described.

DESCRIPTION

FIG. 1 is a front perspective view of a mobile phone showing our new design;
FIG. 2 is a front view thereof;
FIG. 3 is a rear view thereof;
FIG. 4 is a left side view thereof where the right side view is a mirror image;
FIG. 5 is a top plan view thereof;

(Continued)

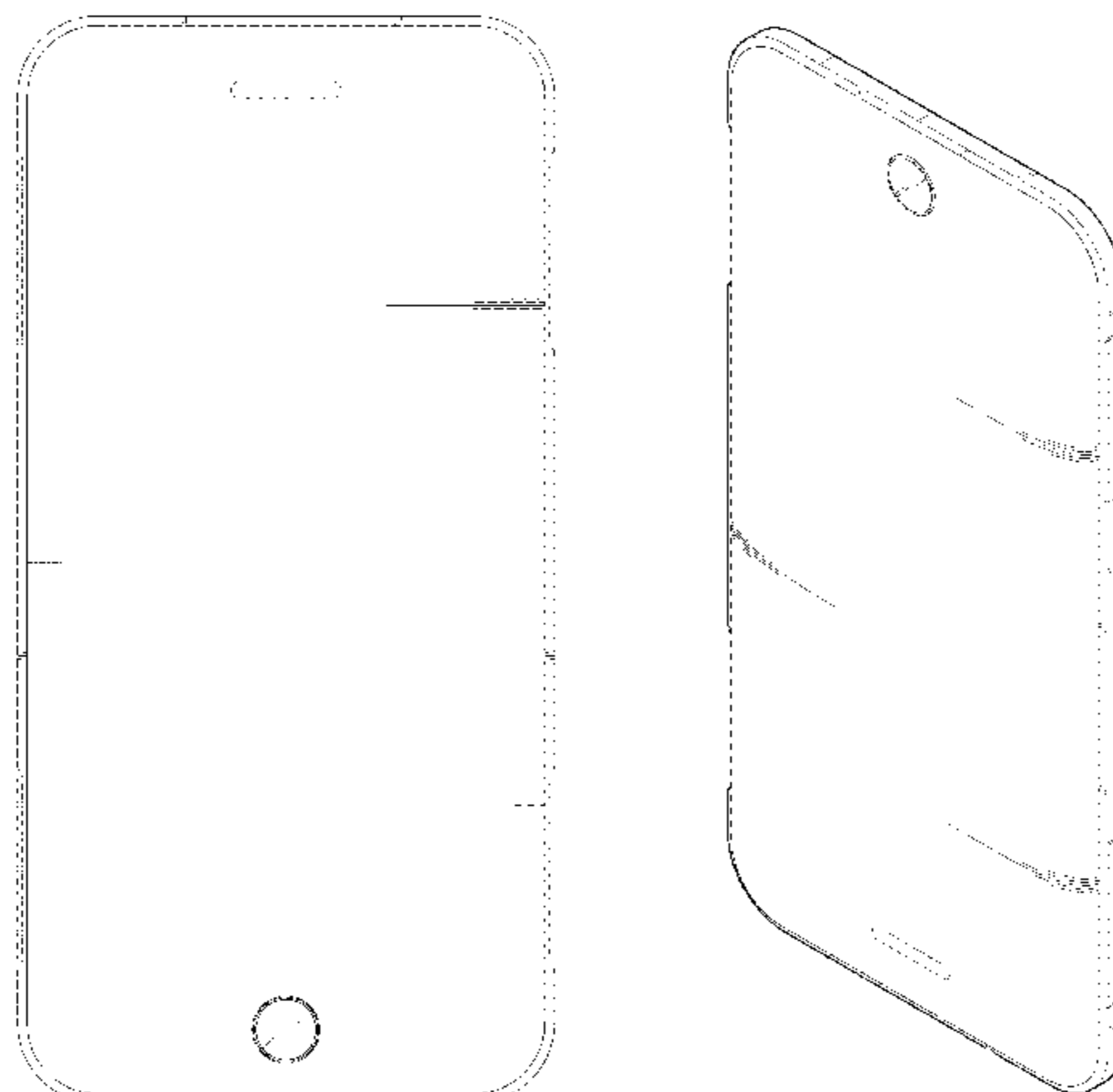


FIG. 6 is a bottom plan view thereof; and,
FIG. 7 is a rear perspective view thereof.
The broken lines depict portions of the mobile phone that
form no part of the claimed design.

1 Claim, 7 Drawing Sheets

(56)

References Cited

U.S. PATENT DOCUMENTS

D795,212 S *	8/2017	Daniel	D14/138 G
D798,260 S *	9/2017	Seo	D14/138 G
D800,716 S *	10/2017	Akana	D14/341
D802,571 S *	11/2017	Fan	D14/248
D806,705 S *	1/2018	Akana	D14/341
9,882,596 B2 *	1/2018	Flores	H04B 1/3888
2015/0061477 A1 *	3/2015	Wilson	H04B 1/3888 312/223.1

* cited by examiner

FIG. 1

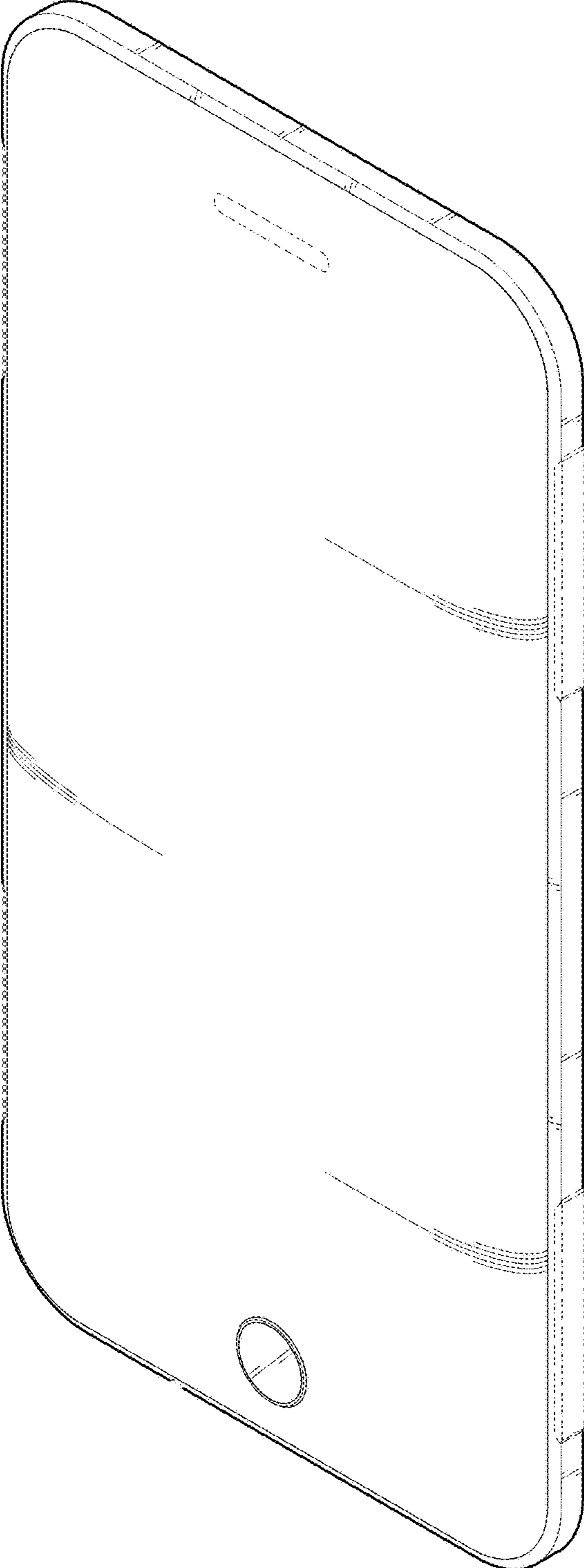


FIG. 2




FIG. 3




FIG. 4




FIG. 5




FIG. 6

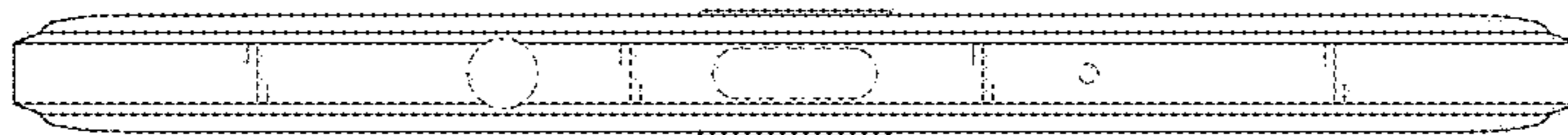


FIG. 7

