



US00D837752S

(12) **United States Design Patent** (10) **Patent No.:** **US D837,752 S**  
**Sievers** (45) **Date of Patent:** **\*\* Jan. 8, 2019**

(54) **HEATSINK**

(71) Applicant: **Dylan James Sievers**, San Carlos, CA (US)

(72) Inventor: **Dylan James Sievers**, San Carlos, CA (US)

(\*\*) Term: **15 Years**

(21) Appl. No.: **29/592,512**

(22) Filed: **Jan. 31, 2017**

(51) **LOC (11) Cl.** ..... **13-03**

(52) **U.S. Cl.**  
USPC ..... **D13/179**

(58) **Field of Classification Search**  
USPC ..... D13/179, 122, 182; D26/67  
CPC .. H05K 7/20; H05K 7/20172; H05K 7/20127;  
H05K 7/20336; H05K 7/202; H05K  
7/20272; H01L 23/34; H01L 23/3672;  
H01L 23/40; H01L 23/4006; H01L  
23/4093; F28D 15/0208; F28D 15/04  
See application file for complete search history.

(56) **References Cited**

U.S. PATENT DOCUMENTS

6,521,983	B1 *	2/2003	Yoshimatsu	.....	H01L 25/072	257/678
D639,467	S	6/2011	Coplin et al.			
8,310,158	B2	11/2012	Coplin et al.			
D748,595	S *	2/2016	Bertalan	.....	D13/182	
D786,811	S *	5/2017	Zheng	.....	D13/182	
D796,459	S *	9/2017	Iwai	.....	D13/182	
D798,832	S *	10/2017	Hayashida	.....	D13/182	
D810,036	S *	2/2018	Sawayanagi	.....	D13/182	

D810,706	S *	2/2018	Soyano	.....	D13/182	
2008/0266810	A1 *	10/2008	Tiedemann	.....	H05K 1/0206	361/719
2010/0134046	A1 *	6/2010	Holder	.....	F21V 19/001	315/297
2016/0165115	A1 *	6/2016	Nakada	.....	H04N 5/2251	348/374
2016/0309618	A1 *	10/2016	Tsai	.....	B23P 15/26	

\* cited by examiner

*Primary Examiner* — Jennifer Rivard

*Assistant Examiner* — April Rivas

(74) *Attorney, Agent, or Firm* — Dunlap Bennett & Ludwig PLLC; Brendan E. Squire

(57) **CLAIM**

The ornamental design for a heatsink, as shown and described.

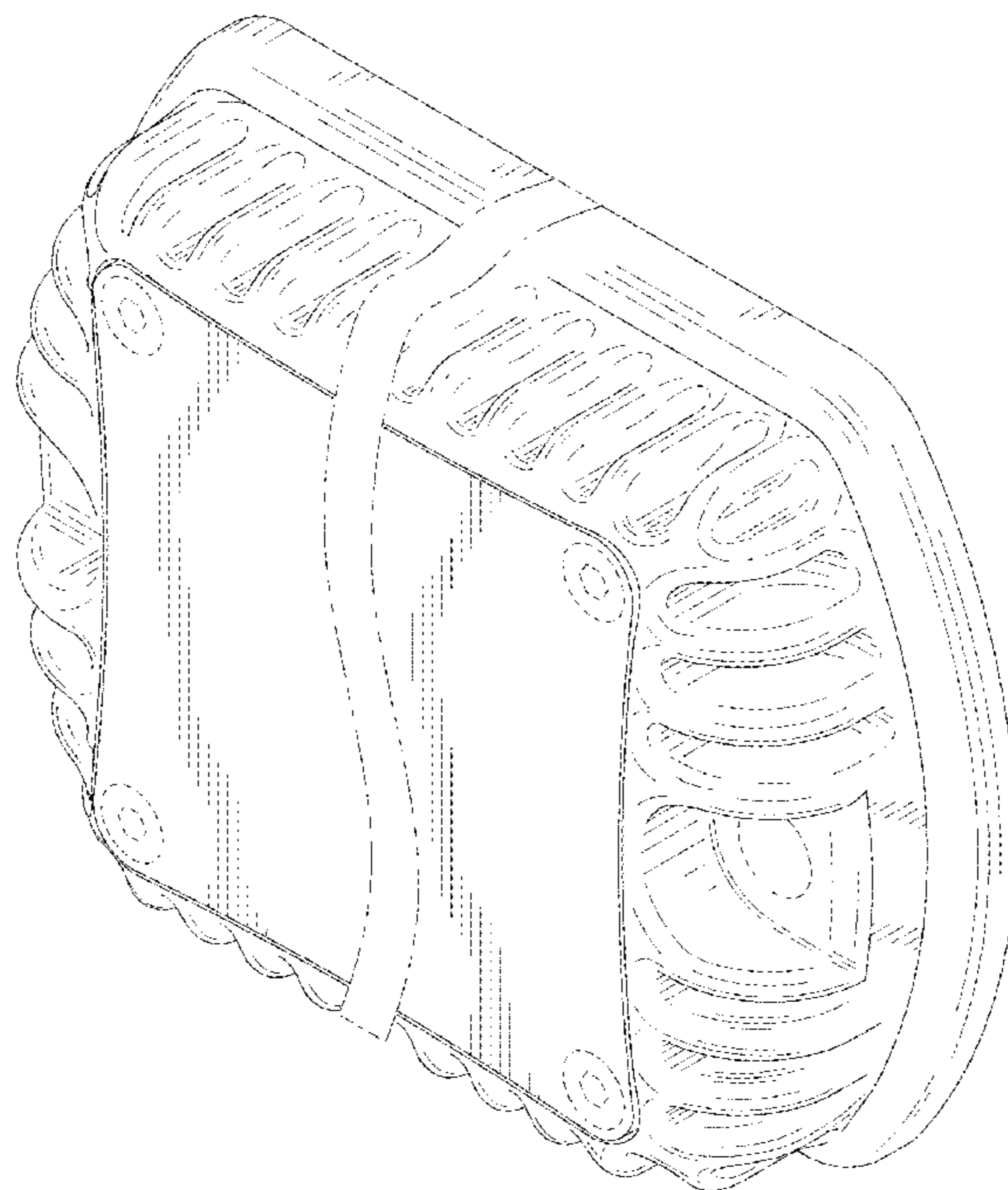
**DESCRIPTION**

FIG. 1 is a perspective view of the heatsink showing my new design;  
FIG. 2 is a top view thereof;  
FIG. 3 is a bottom view thereof;  
FIG. 4 is a front view thereof;  
FIG. 5 is a bottom view thereof; and,  
FIG. 6 is a right side view thereof; the left side being a mirror image thereof.

The consistently broken lines shown in the drawings illustrate portions of the heatsink that form no part of the claimed design.

The heatsink is shown with a symbolic break in its length illustrated in long-short-short dashed lines. The appearance of any portion of the article between the broken lines forms no part of the claimed design.

**1 Claim, 3 Drawing Sheets**



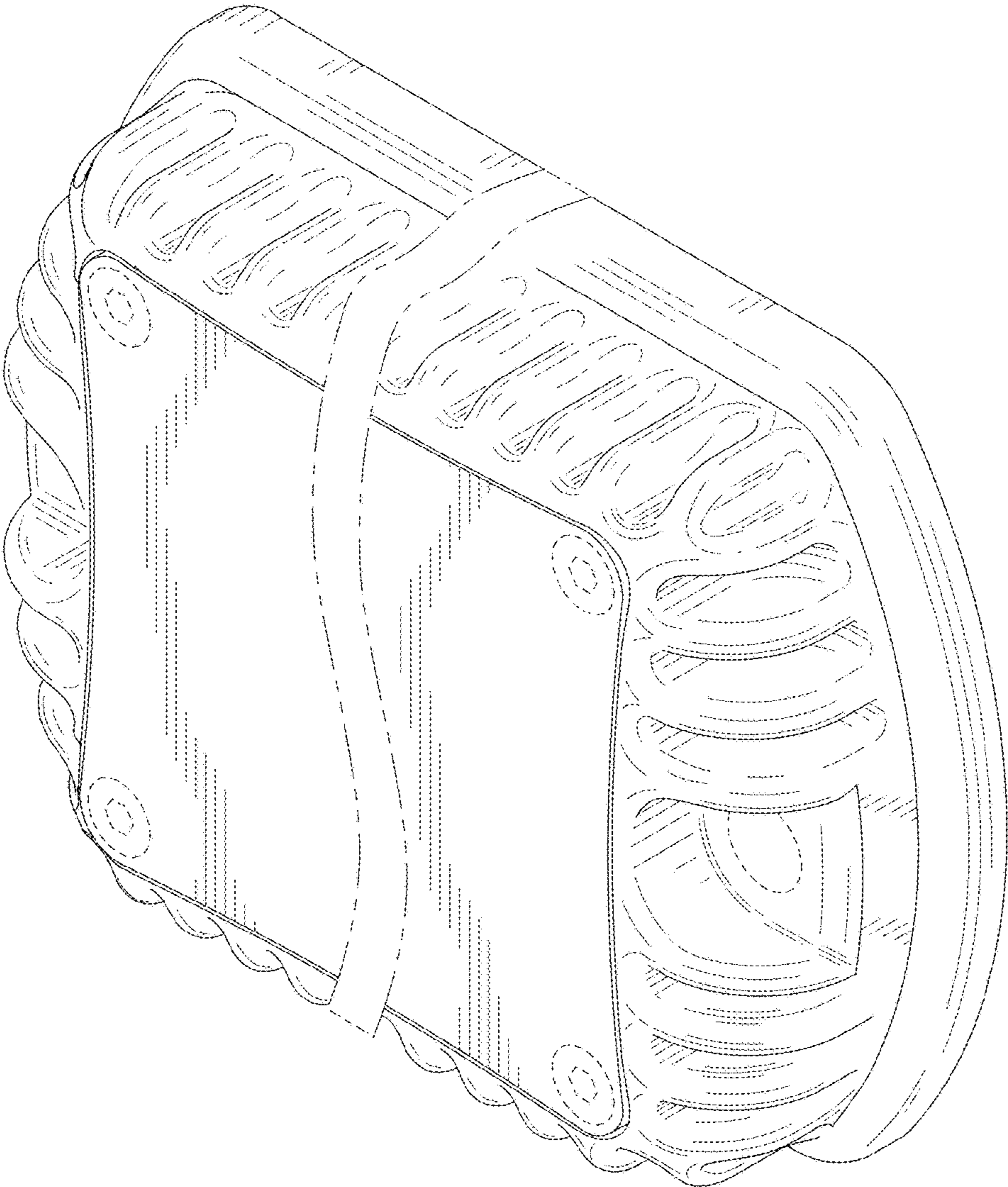


FIG. 1

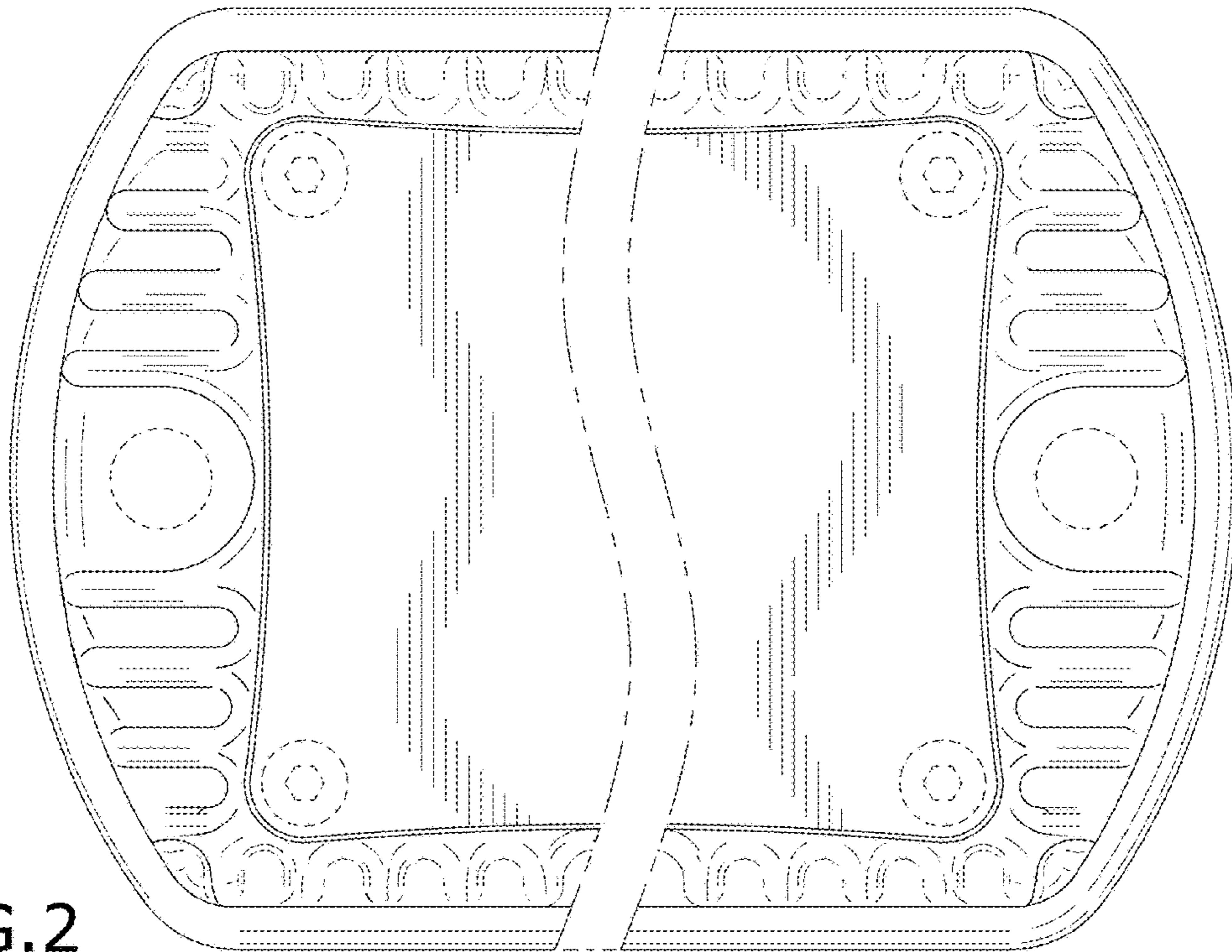


FIG. 2

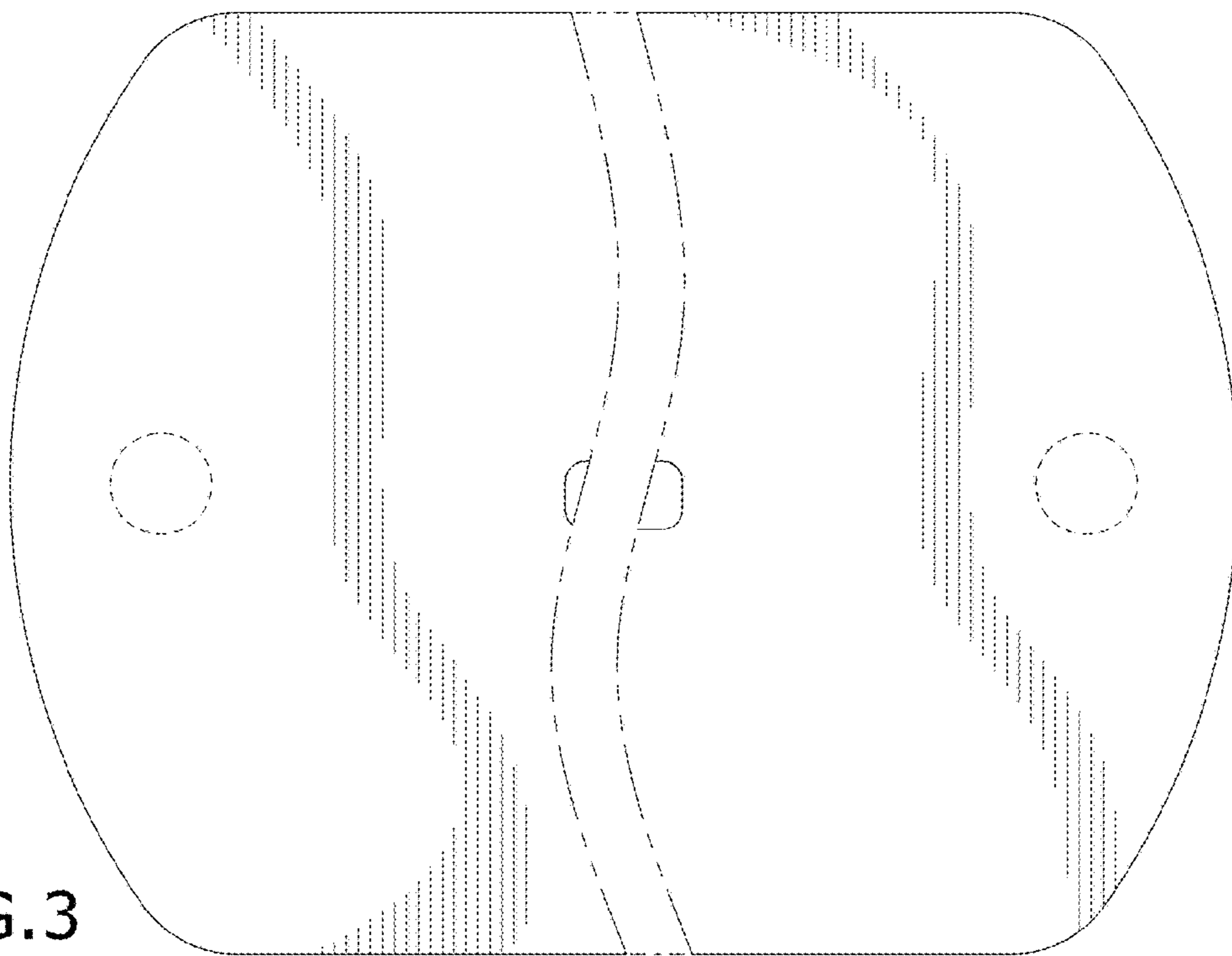


FIG. 3

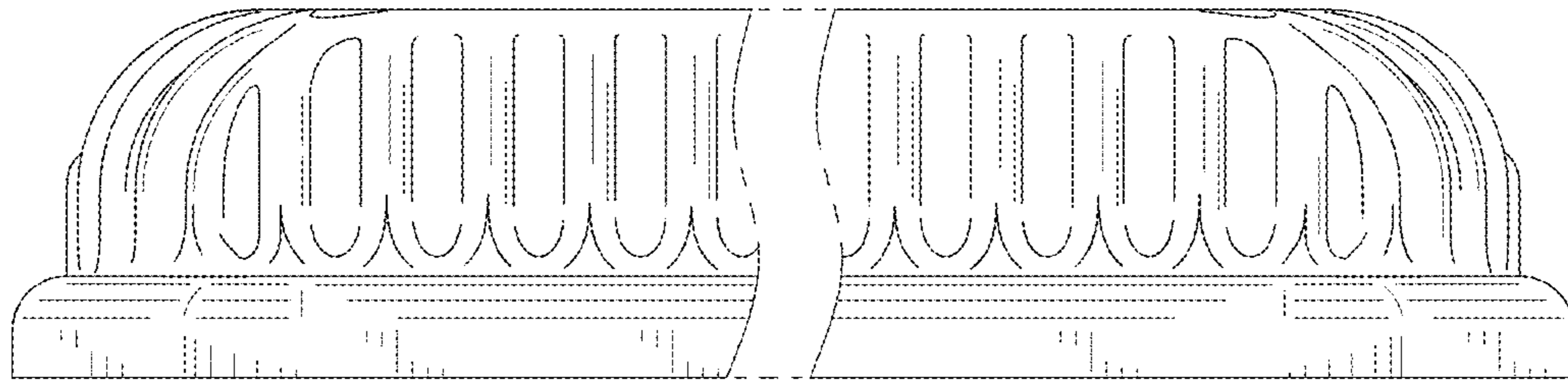


FIG. 4

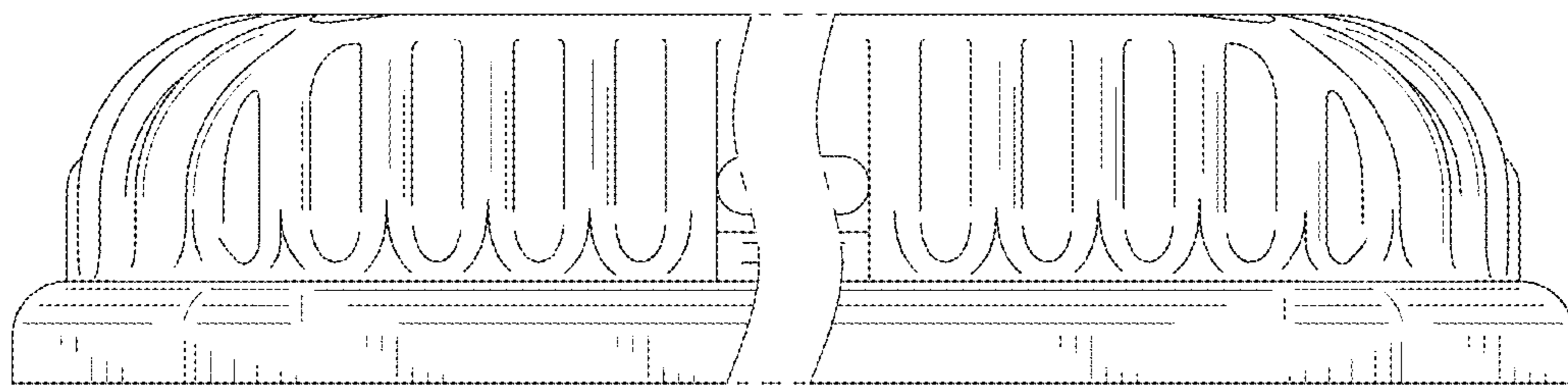


FIG. 5

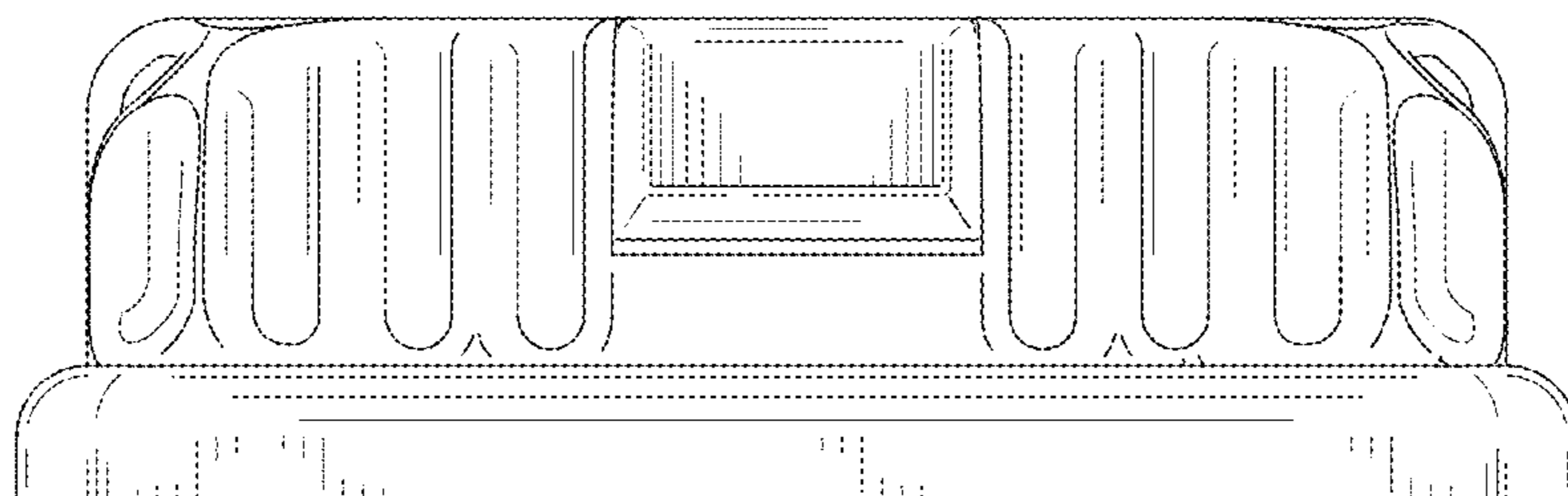


FIG. 6