



US00D837736S

(12) **United States Design Patent**
Liao et al.

(10) **Patent No.:** **US D837,736 S**
(45) **Date of Patent:** **** Jan. 8, 2019**

- (54) **SMART POWER STRIP**
- (71) Applicant: **Shenzhen Tomtop Technology Co., Ltd.**, Shenzhen, Guangdong (CN)
- (72) Inventors: **Xin Hui Liao**, Guangdong (CN); **Liu Gui Chen**, Guangdong (CN)
- (73) Assignee: **Shenzhen Tomtop Technology Co., Ltd.**, Shenzhen, Guangdong (CN)
- (**) Term: **15 Years**
- (21) Appl. No.: **29/600,971**
- (22) Filed: **Apr. 18, 2017**
- (51) **LOC (11) Cl.** **13-03**
- (52) **U.S. Cl.**
USPC **D13/139.7**
- (58) **Field of Classification Search**
USPC D13/108, 110, 123, 133, 137.1–137.4,
D13/138.1–138.2, 139.1–139.8, 152–154,
D13/146, 147, 156, 158; D14/433;
D8/350–353
CPC H01R 11/00; H01R 9/00; H01R 25/00;
H01R 25/006; H01R 13/11; H01R 24/76
See application file for complete search history.

- D770,976 S * 11/2016 Xu D13/110
- D796,443 S * 9/2017 Xu D13/139.6
- D797,676 S * 9/2017 Xu D13/139.6
- D801,276 S * 10/2017 Lin D13/139.7
- 2016/0261079 A1* 9/2016 Lin H01R 13/703

OTHER PUBLICATIONS

Amazon.com: Koogeek Smart Surge Protector Wifi Power Strip 3 Outlets with 3 USB Charging Ports. Published Aug. 10, 2017. Retrieved from the internet at <https://www.amazon.com/Koogeek-Protector-Charging-Assistant-Compatible/dp/B074PV2MT3/>, Mar. 7, 2018. 1 page. (Year: 2017).*

Koogeek. Registration date Jun. 7, 2016. Retrieved from the internet at <http://tmsearch.uspto.gov/bin/showfield?f=doc&state=4808:e3vurg.4.2>, Mar. 7, 2018. 2 pages. (Year: 2016).*

* cited by examiner

Primary Examiner — Rosemary K Tarcza
Assistant Examiner — Christy M Nemeth
 (74) *Attorney, Agent, or Firm* — Li-Jen Shen

(57) **CLAIM**

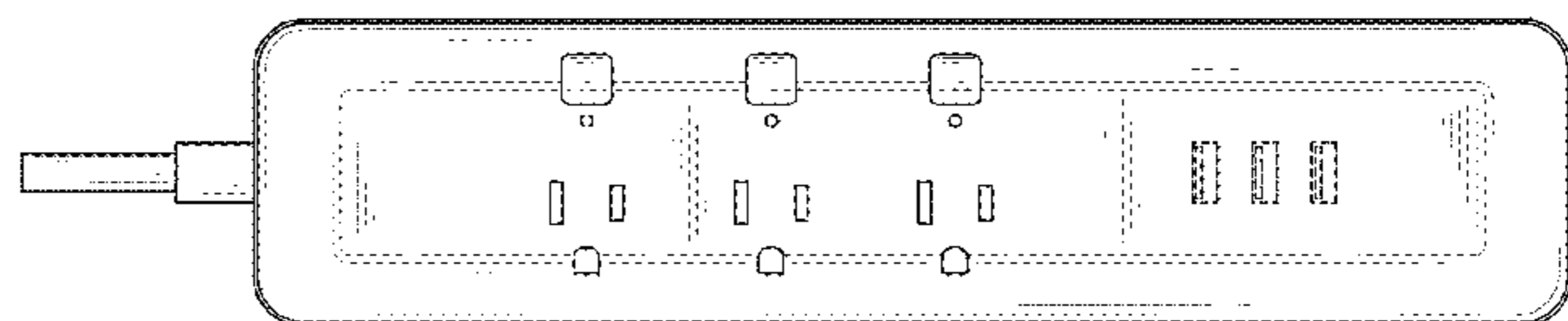
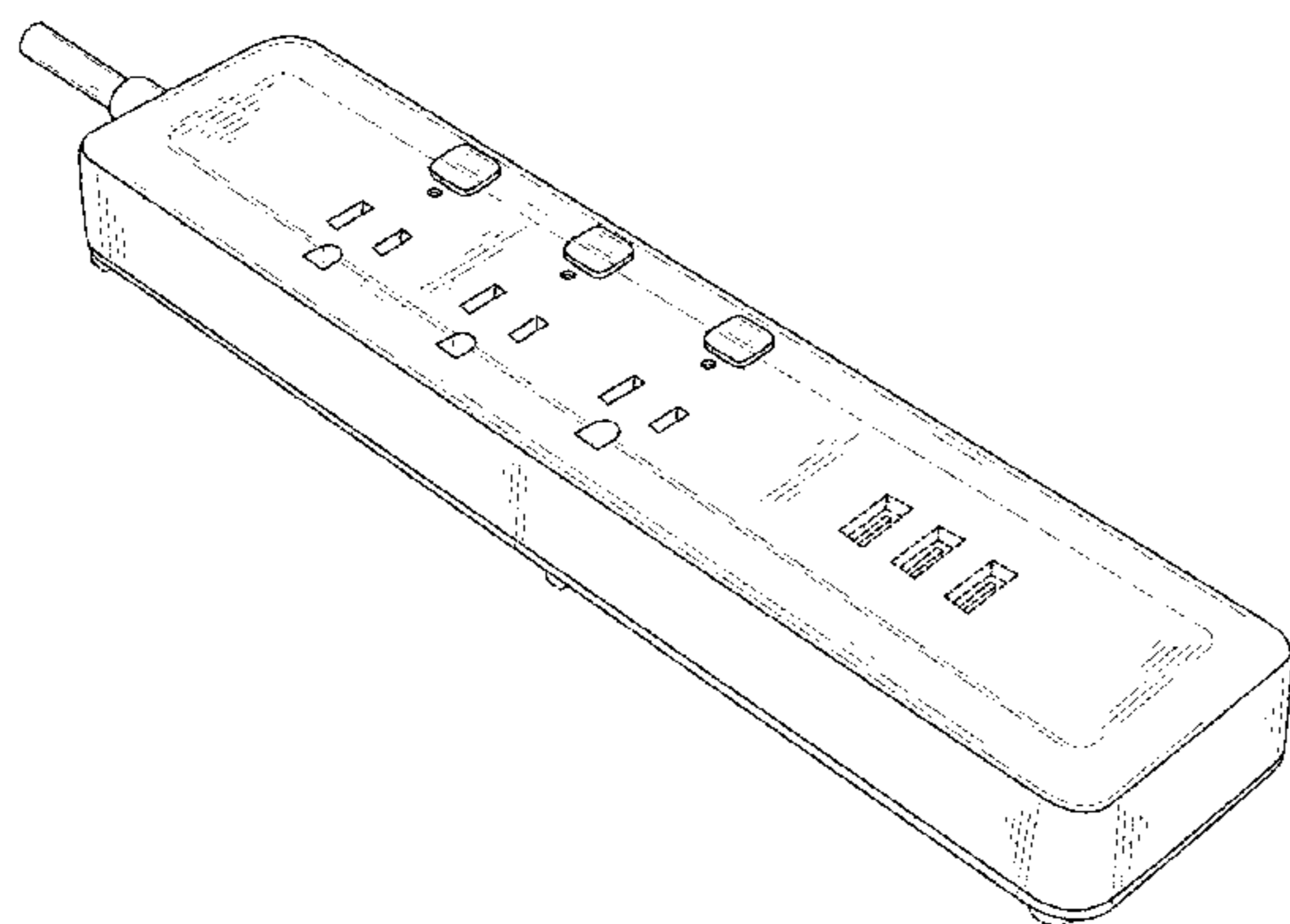
The ornamental design for a smart power strip, as shown and described.

DESCRIPTION

FIG. 1 is a perspective view of a smart power strip, showing our new design;
 FIG. 2 is a front view thereof;
 FIG. 3 is a rear view thereof;
 FIG. 4 is a left side view thereof;
 FIG. 5 is a right side view thereof;
 FIG. 6 is a bottom view thereof; and,
 FIG. 7 is a top view thereof.
 The broken lines in the drawings are for the purpose of illustrating portions of the smart power strip and form no part of the claimed design.

1 Claim, 7 Drawing Sheets

- (56) **References Cited**
U.S. PATENT DOCUMENTS
- D402,963 S * 12/1998 Parshad D13/139.6
- D412,488 S * 8/1999 Lien D13/123
- 6,015,307 A * 1/2000 Chiu H01R 13/71
200/51.09
- D435,515 S * 12/2000 Stekelenburg D13/139.6
- D505,917 S * 6/2005 Murphy D13/139.6
- D581,873 S * 12/2008 Zhou D13/139.6
- D581,874 S * 12/2008 Zhou D13/139.6
- D705,732 S * 5/2014 Lee D13/137.2



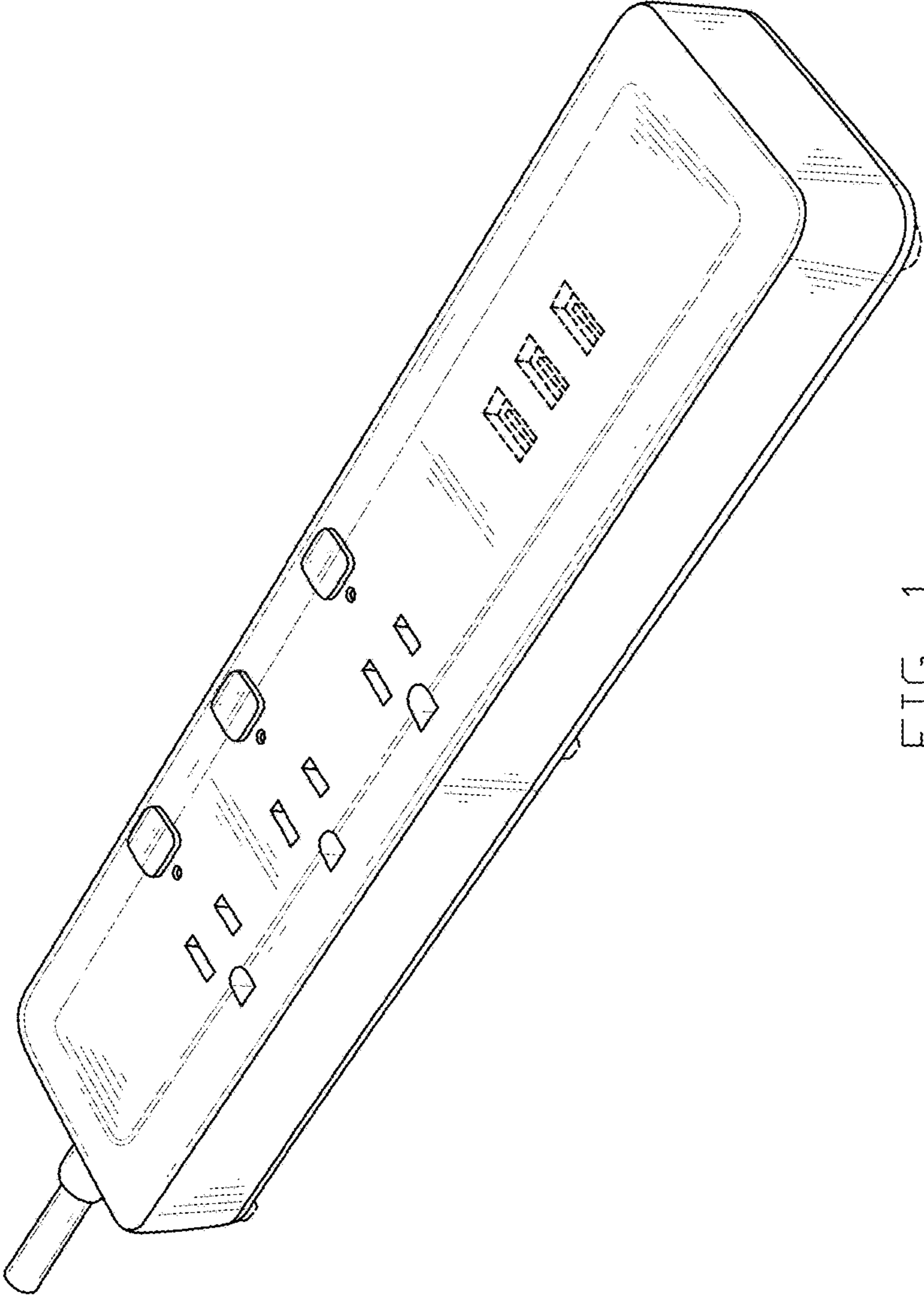


FIG. 1

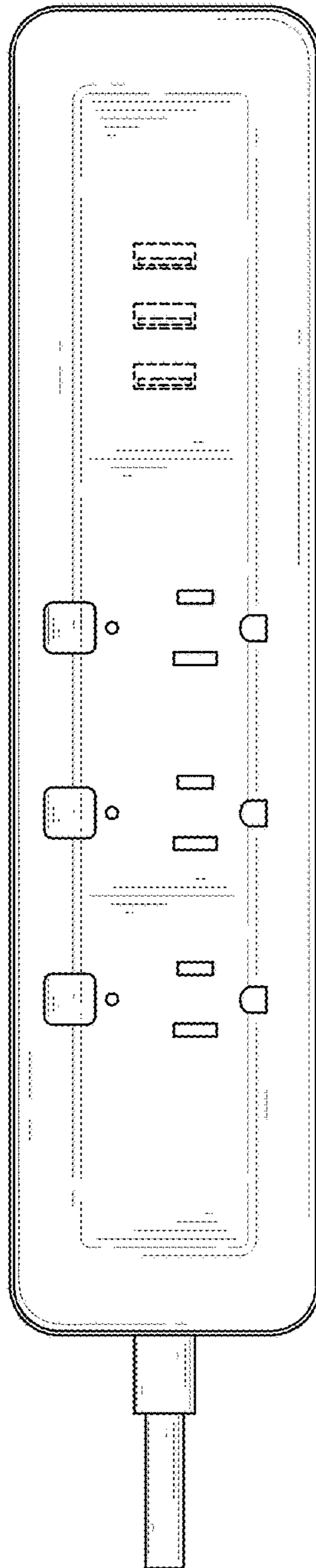


FIG. 2

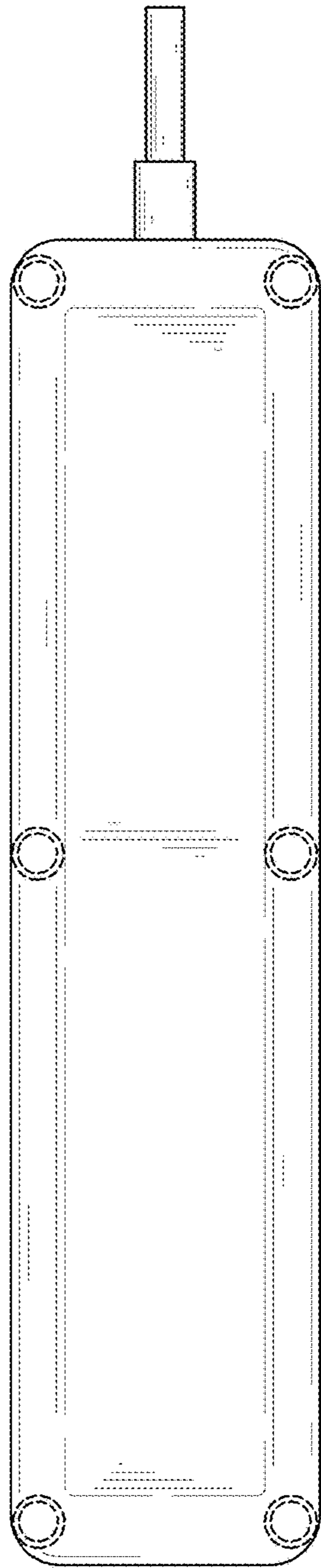


FIG. 3

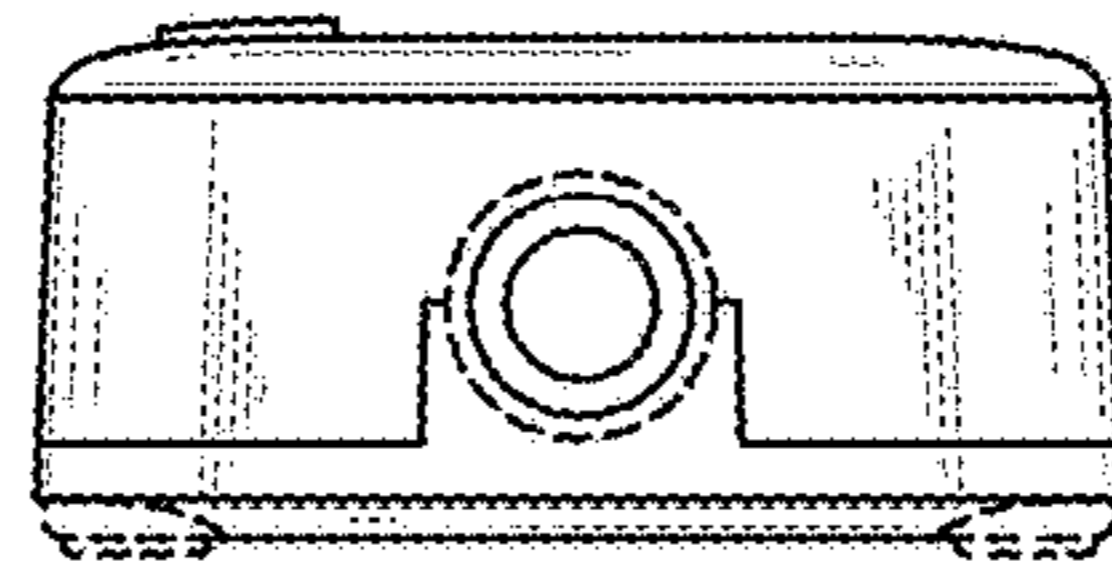


FIG. 4




FIG. 5

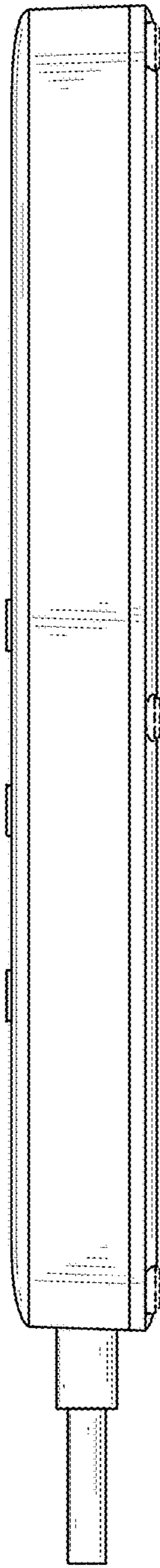


FIG. 6

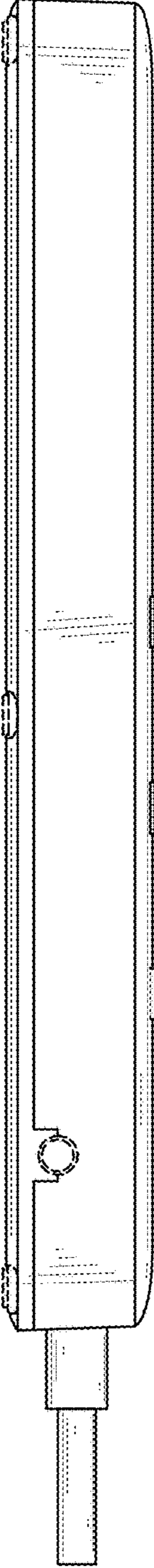


FIG. 7