



US00D837728S

(12) **United States Design Patent**  
**Pierre et al.**

(10) **Patent No.:** **US D837,728 S**  
(45) **Date of Patent:** **\*\* Jan. 8, 2019**

(54) **TIRE**

(71) Applicant: **Bridgestone Americas Tire Operations, LLC**, Nashville, TN (US)

(72) Inventors: **Stephen J. Pierre**, Polk City, IA (US);  
**Jared D. Lofland**, Ankeny, IA (US);  
**Andrew J. Minor**, Bondurant, IA (US)

(73) Assignee: **Bridgestone Americas Tire Operations, LLC**, Nashville, TN (US)

(\*\*) Term: **15 Years**

(21) Appl. No.: **29/618,600**

(22) Filed: **Sep. 22, 2017**

(51) **LOC (11) Cl.** ..... **12-16**

(52) **U.S. Cl.**  
USPC ..... **D12/605**

(58) **Field of Classification Search**  
USPC ..... D12/605, 500-501, 506, 534-538,  
D12/569-573, 604, 900, 202, 502-505,  
D12/507-533, 539-568, 574-603;  
D5/30; D7/396.4, 396.5  
CPC ..... B60C 13/00; B60C 1/00  
See application file for complete search history.

(56) **References Cited**

**U.S. PATENT DOCUMENTS**

- 1,026,468 A \* 5/1912 Selzer ..... B60C 7/12  
152/324
- D57,136 S \* 2/1921 Lambert ..... 152/326
- D178,332 S \* 7/1956 Antonson ..... D12/576
- 2,838,890 A \* 6/1958 McIntyre ..... B24D 11/00  
428/138
- D187,362 S \* 3/1960 Ellefson ..... D5/53
- D200,689 S \* 3/1965 Calvin ..... D12/605
- 4,235,271 A \* 11/1980 Olsen ..... B60B 7/01  
152/154

- D293,563 S \* 1/1988 Fuzioka ..... D12/605
- 4,823,856 A 4/1989 Roberts
- 5,807,446 A 9/1998 Ratliff, Jr.
- D421,873 S \* 3/2000 Sundberg ..... D7/396.1
- D423,417 S \* 4/2000 Liao ..... D12/576
- 6,343,843 B1 \* 2/2002 Nishikawa ..... B60B 21/023  
139/391
- 6,536,490 B2 3/2003 Rooney
- D506,969 S \* 7/2005 Thompson ..... D12/501
- D513,884 S \* 1/2006 Ebisawa ..... D5/30
- 7,156,936 B2 1/2007 Frantz et al.
- 7,168,768 B2 \* 1/2007 Thompson ..... B60B 7/01  
301/37.101

(Continued)

**FOREIGN PATENT DOCUMENTS**

- DE 4111345 A1 11/1991
- EP 0588886 B1 8/1995

(Continued)

**OTHER PUBLICATIONS**

Kevin E Scheifele, Tire Sidewall, U.S. Appl. No. 29/472,944, filed Nov. 18, 2013.

(Continued)

*Primary Examiner* — Robin V Webster  
*Assistant Examiner* — Rachel A Voorhies

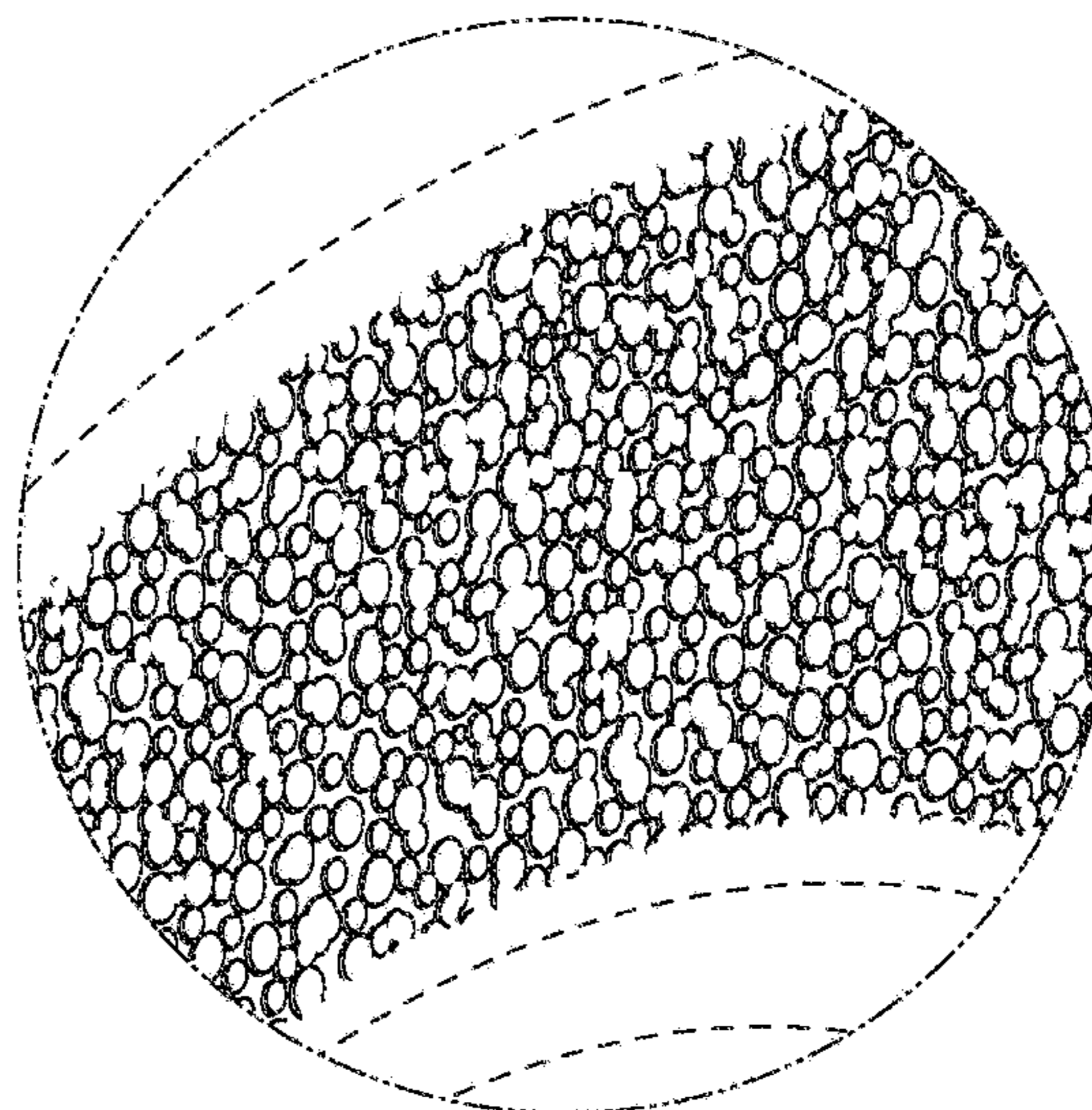
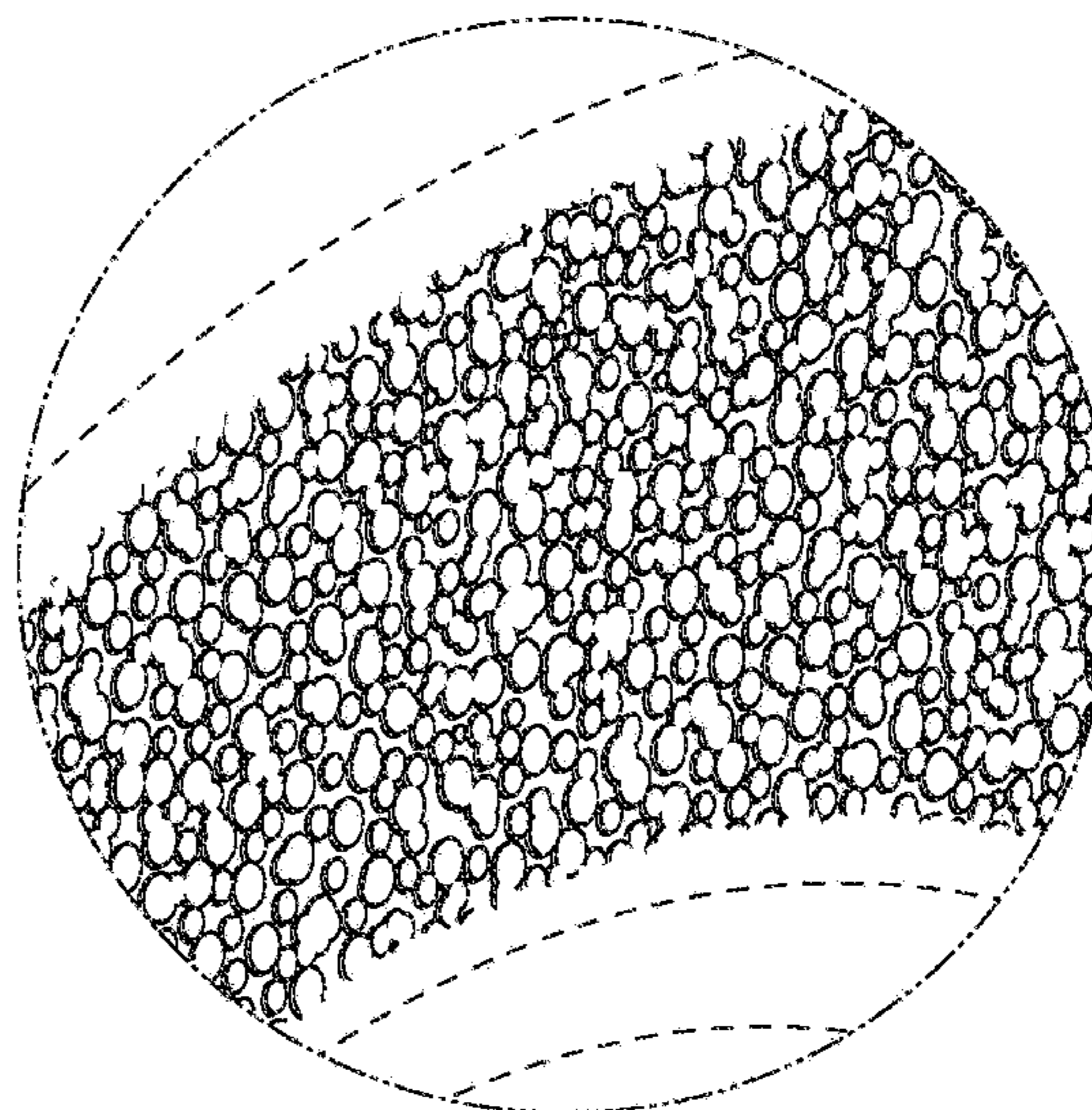

(57) **CLAIM**

The ornamental design for a tire, as shown and described.

**DESCRIPTION**

FIG. 1 is a side elevational view of a tire showing our new design;  
FIG. 2 is a side perspective view thereof; and,  
FIG. 3 is an enlarged fragmentary view thereof.  
In the drawings, the broken lines depict environmental subject matter only and form no part of the claimed design.

**1 Claim, 3 Drawing Sheets**







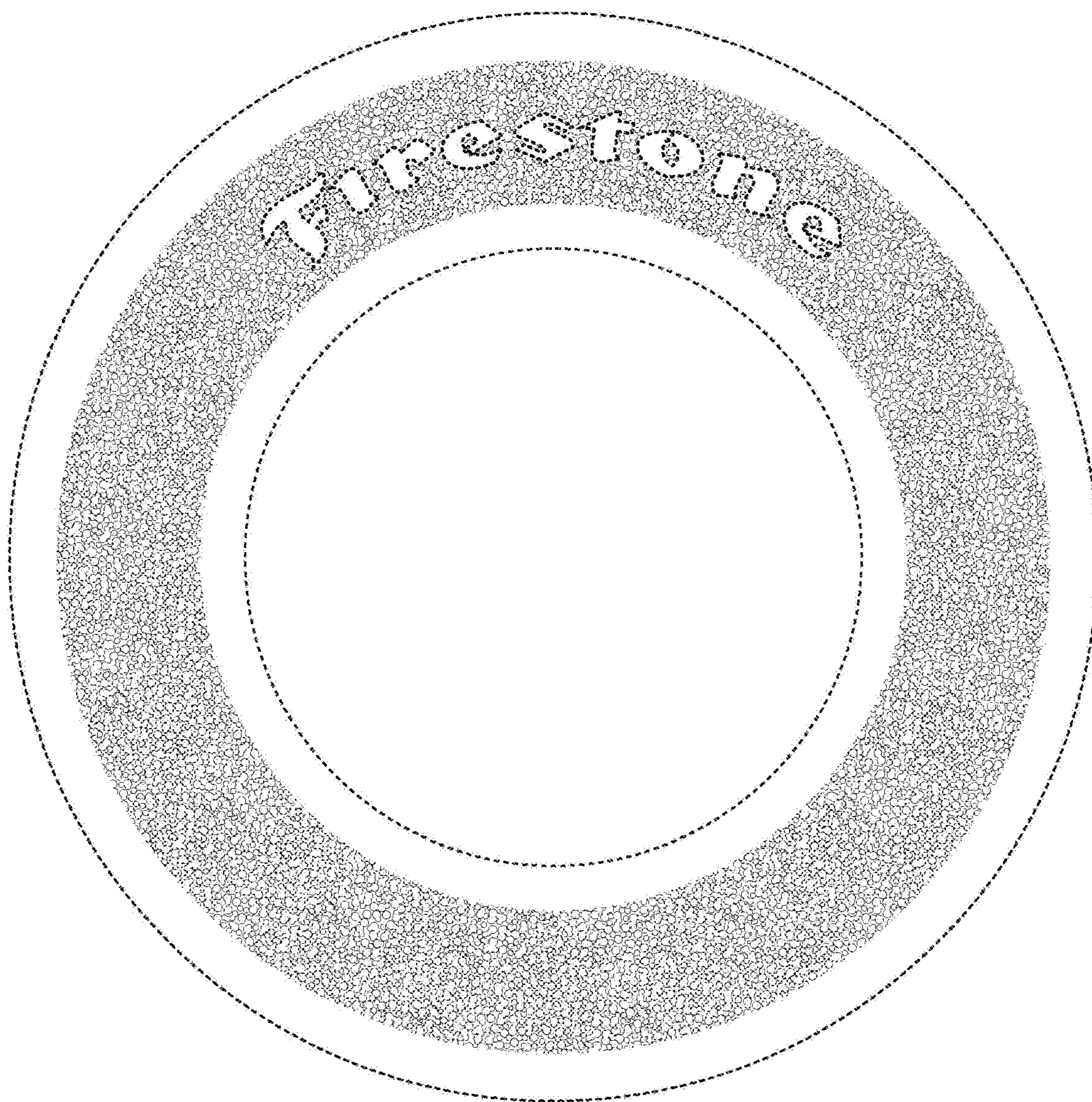


FIG. 1



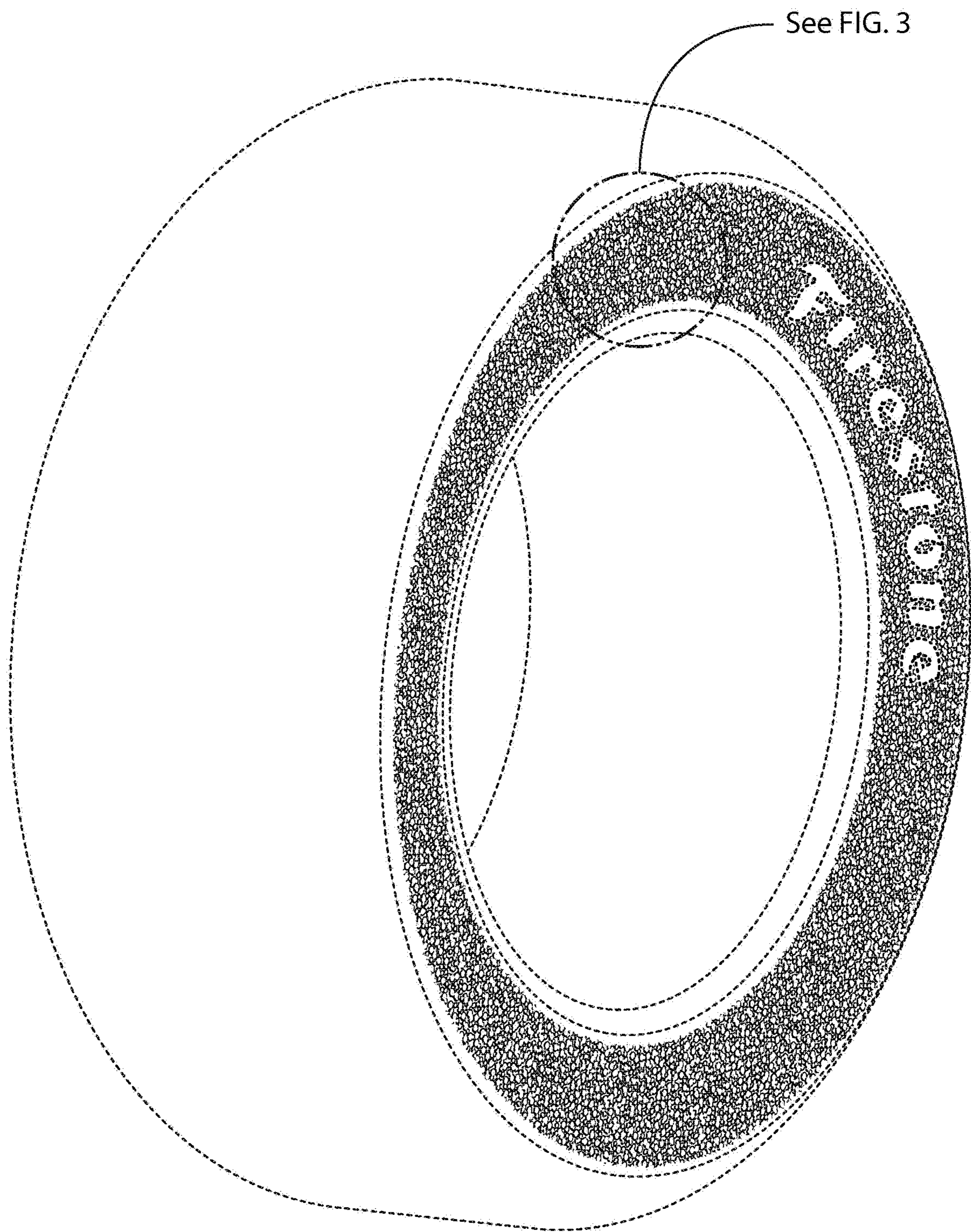


FIG. 2



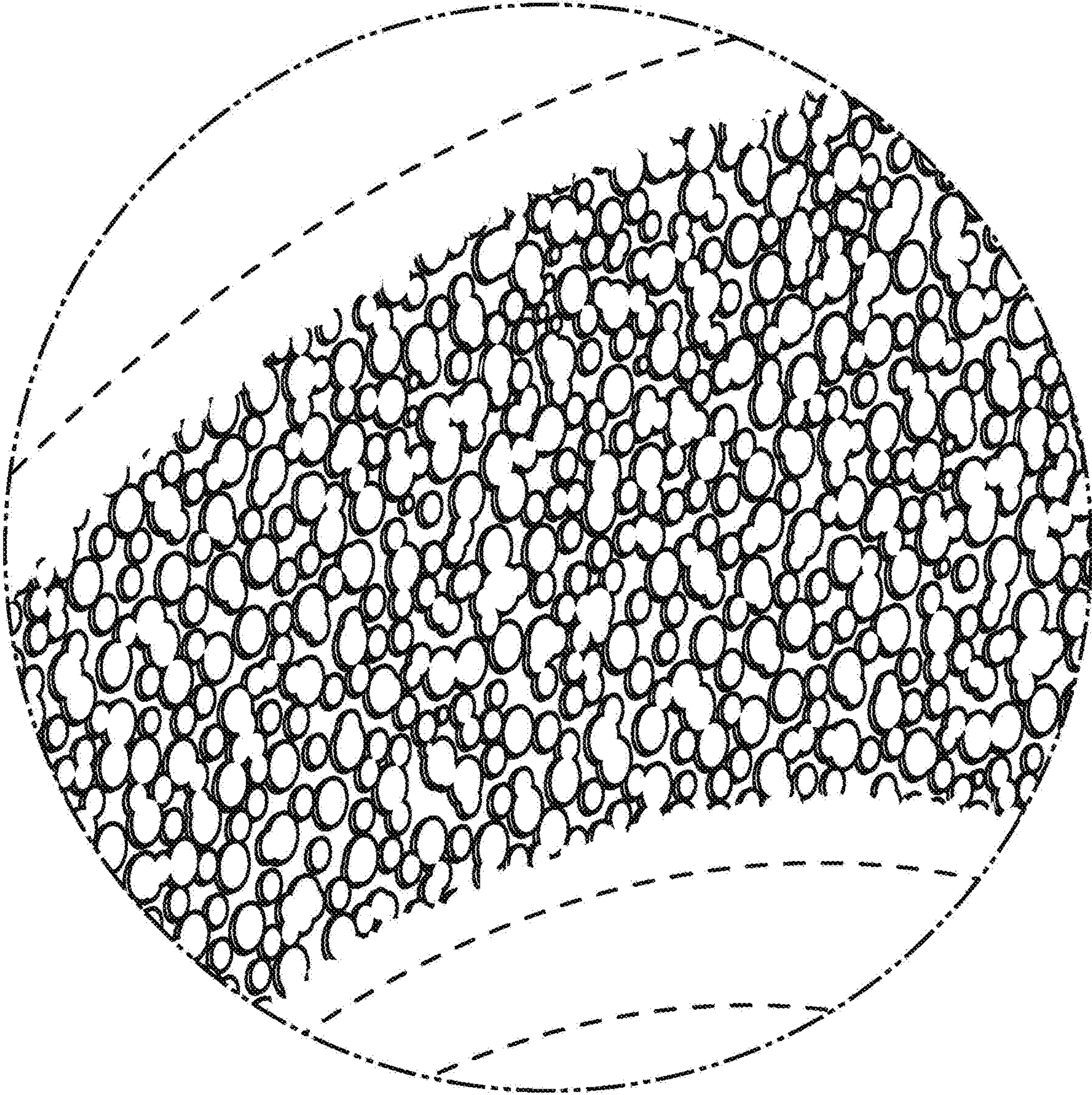


FIG. 3