



US00D837719S

(12) **United States Design Patent**
Kraljevic

(10) **Patent No.:** **US D837,719 S**
(45) **Date of Patent:** **** Jan. 8, 2019**

(54) **VEHICLE WHEEL, TOY VEHICLE WHEEL,
AND/OR REPLICAS THEREOF**

(71) Applicant: **Bayerische Motoren Werke
Aktiengesellschaft, Munich (DE)**

(72) Inventor: **Dinko Kraljevic, Munich (DE)**

(73) Assignee: **Bayerische Motoren Werke
Aktiengesellschaft, Munich (DE)**

(**) Term: **15 Years**

(21) Appl. No.: **29/628,264**

(22) Filed: **Dec. 4, 2017**

(30) **Foreign Application Priority Data**

Jun. 12, 2017 (DE) 40 2017 100 696

(51) **LOC (11) Cl.** **12-16**

(52) **U.S. Cl.**
USPC **D12/211**

(58) **Field of Classification Search**
USPC D12/204–213
CPC B60B 7/00; B60B 7/02; B60B 7/04; B60B
7/01; B60B 7/06; B60B 3/02; B60B 3/04;
B60B 3/06; B60B 3/10; B60B 1/00;
B60B 1/08; B60B 1/10; B60B 1/12
See application file for complete search history.

(56) **References Cited**

U.S. PATENT DOCUMENTS

D621,771 S 8/2010 Truebsbach
D635,076 S 3/2011 De Bono
D643,794 S 8/2011 Elmitt
D723,996 S * 3/2015 Zhao D12/211
D736,131 S * 8/2015 Mahoney D12/209
D773,369 S * 12/2016 Rueckheim D12/211

D777,075 S 1/2017 Rueckheim
D780,660 S * 3/2017 Giolito D12/211
D784,892 S 4/2017 Groth
D790,429 S * 6/2017 Juergens D12/211
D791,034 S 7/2017 Rueckheim
D798,788 S * 10/2017 Valencia Pollex D12/211
D801,904 S * 11/2017 Groth D12/211
D819,537 S * 6/2018 Mueller D12/211
D822,576 S * 7/2018 Austin D12/211
D824,311 S * 7/2018 Krause D12/209
D824,318 S * 7/2018 Wheel D12/211

FOREIGN PATENT DOCUMENTS

EM 000010442-0002 7/2003
EM 001655861-0003 10/2010
EM 001636978-0008 11/2010
EM 001744640-0005 11/2011
EM 001804675-0002 11/2011

* cited by examiner

Primary Examiner — Stacia A Cadmus

(74) *Attorney, Agent, or Firm* — Crowell & Moring LLP

(57) **CLAIM**

The ornamental design for a vehicle wheel, toy vehicle wheel, and/or replicas thereof, as shown and described.

DESCRIPTION

FIG. 1 is a perspective view of a vehicle wheel, toy vehicle wheel, and/or replicas thereof according to the design; FIG. 2 is an additional perspective view thereof; FIG. 3 is an additional perspective view thereof; FIG. 4 is a front view thereof; FIG. 5 is a rear view thereof in a lighter gray scale, representing environmental features that form no part of the claimed design; and, FIG. 6 is a side view thereof.

1 Claim, 6 Drawing Sheets






Fig. 1



Fig. 2



Fig. 3



Fig. 4




Fig. 5




Fig. 6