



US00D837715S

(12) **United States Design Patent**  
**Henderson**

(10) **Patent No.:** **US D837,715 S**

(45) **Date of Patent:** **\*\* \*Jan. 8, 2019**

(54) **SPOKE SEGMENT OF A VEHICLE WHEEL**

(71) Applicant: **MOBILE HI-TECH WHEELS,**  
Rancho Dominguez, CA (US)

(72) Inventor: **Brian Henderson,** Seal Beach, CA  
(US)

(73) Assignee: **Mobile Hi-Tech Wheels,** Rancho  
Dominguez, CA (US)

(\*) Notice: This patent is subject to a terminal disclaimer.

(\*\*) Term: **15 Years**

(21) Appl. No.: **29/601,876**

(22) Filed: **Apr. 26, 2017**

(51) **LOC (11) Cl.** ..... **12-16**

(52) **U.S. Cl.**  
USPC ..... **D12/209**

(58) **Field of Classification Search**  
USPC ..... D12/204–213; D21/533, 561, 563  
CPC .... B60B 7/00; B60B 7/02; B60B 7/04; B60B  
7/06; B60B 3/02; B60B 3/04; B60B 3/06;  
B60B 3/10; B60B 1/00; B60B 1/08;  
B60B 1/10; B60B 1/12  
See application file for complete search history.

(56) **References Cited**

**U.S. PATENT DOCUMENTS**

D376,125 S \* 12/1996 Fikse ..... D12/211  
D395,270 S \* 6/1998 Baumgartner ..... D12/211  
D398,898 S \* 9/1998 Baumgartner ..... D12/211

D419,948 S \* 2/2000 Cahyono ..... D12/211  
D430,526 S \* 9/2000 Fitzgerald ..... D12/211  
D606,922 S \* 12/2009 Thorsten ..... D12/211  
D622,199 S \* 8/2010 Galled ..... D12/211  
D661,239 S \* 6/2012 Pollmann ..... D12/209  
D723,993 S \* 3/2015 Zhao ..... D12/209  
D726,087 S \* 4/2015 Breyton ..... D12/211  
D735,630 S \* 8/2015 Swanseger ..... D12/209  
D756,282 S \* 5/2016 Zhao ..... D12/209  
D758,274 S \* 6/2016 Breyton ..... D12/209  
D760,142 S \* 6/2016 Chu ..... D12/211  
D778,223 S \* 2/2017 Chu ..... D12/211  
D784,238 S \* 4/2017 Chu ..... D12/211  
D787,408 S \* 5/2017 Alfonso ..... D12/211  
D795,775 S \* 8/2017 Simpson ..... D12/211

\* cited by examiner

*Primary Examiner* — Sheryl Lane

*Assistant Examiner* — Calvin E Vansant

(74) *Attorney, Agent, or Firm* — Lewis Roca Rothgerber  
Christie LLP

(57) **CLAIM**

The ornamental design for spoke segment of a vehicle wheel, as shown and described.

**DESCRIPTION**

FIG. 1 is a perspective view of a spoke segment of a vehicle wheel according to my new design;  
FIG. 2 is an elevational view thereof;  
FIG. 3 is a perspective view of a second embodiment of the spoke segment; and,  
FIG. 4 is an elevational view of the second embodiment.  
The broken lines depict portions of the vehicle wheel front face that form no part of the claim.

**1 Claim, 4 Drawing Sheets**

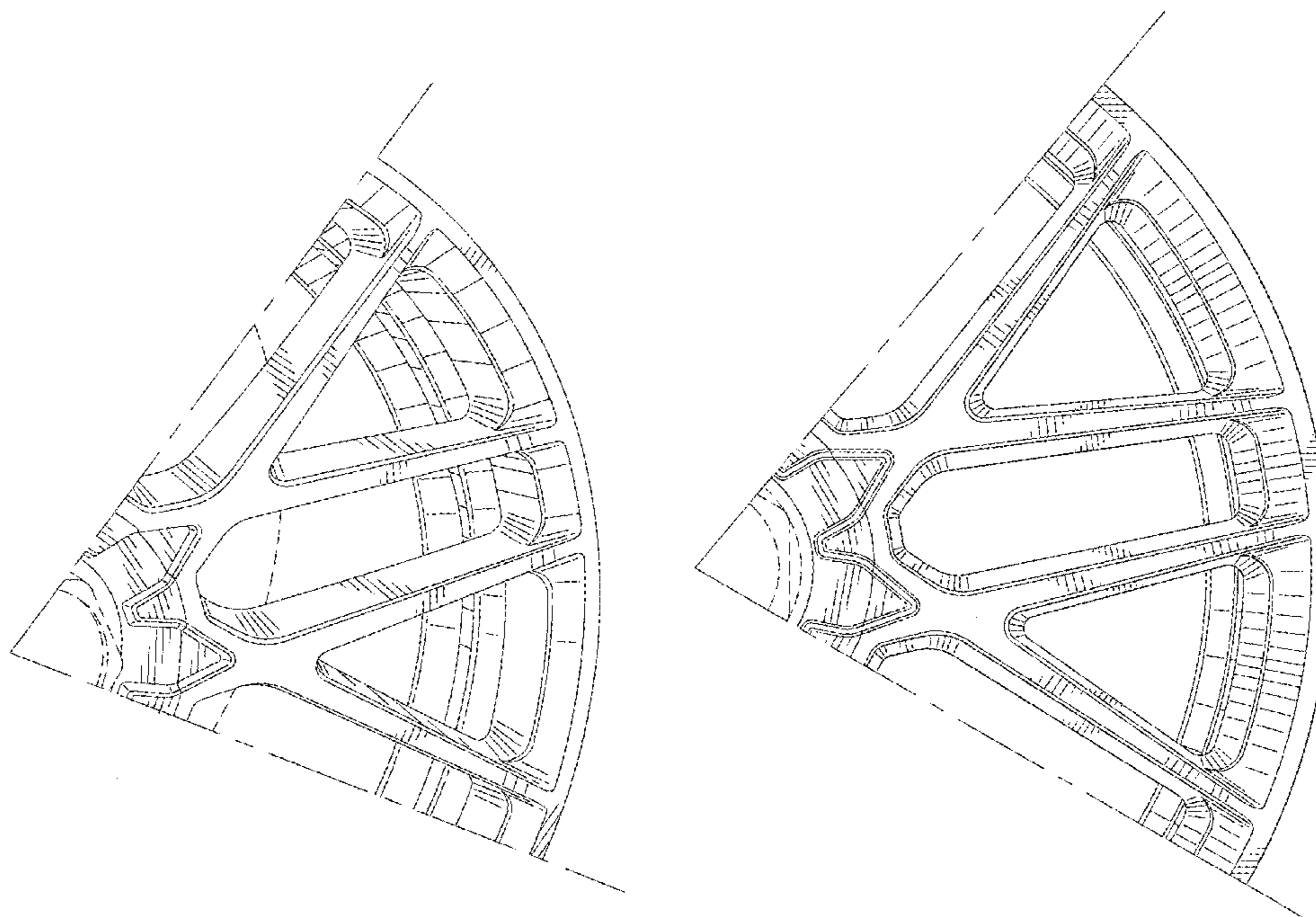


FIG. 1

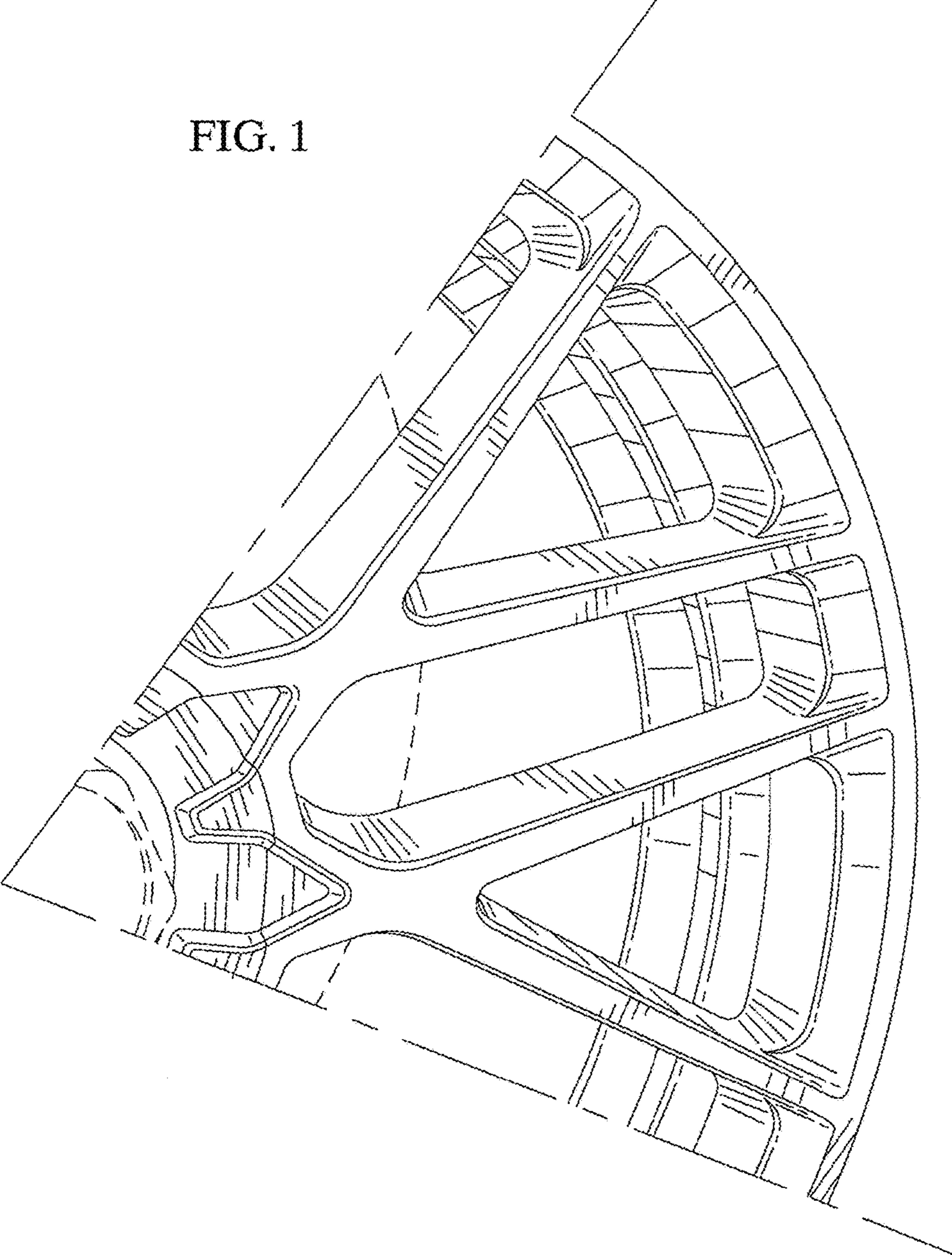


FIG. 2

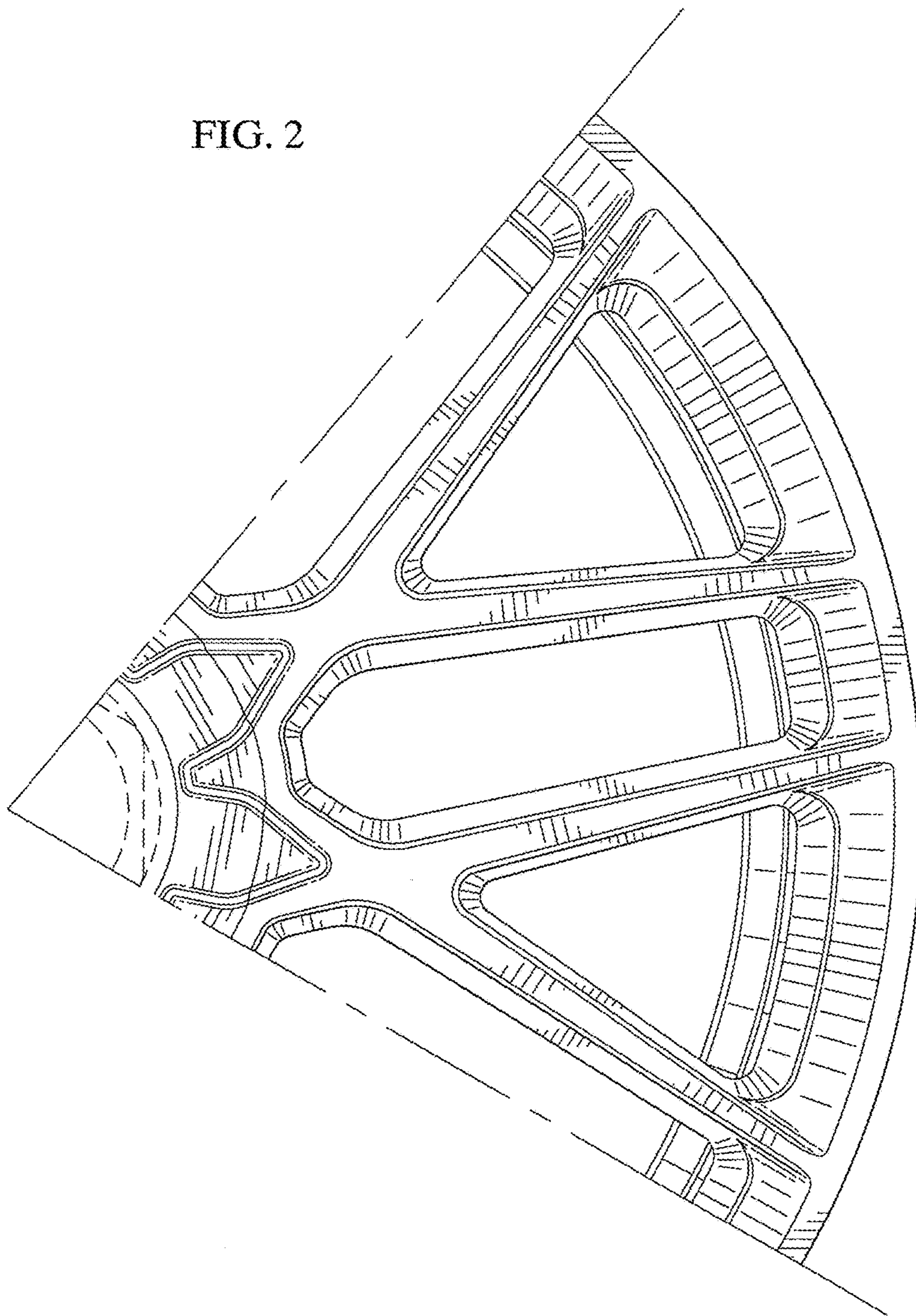


FIG. 3

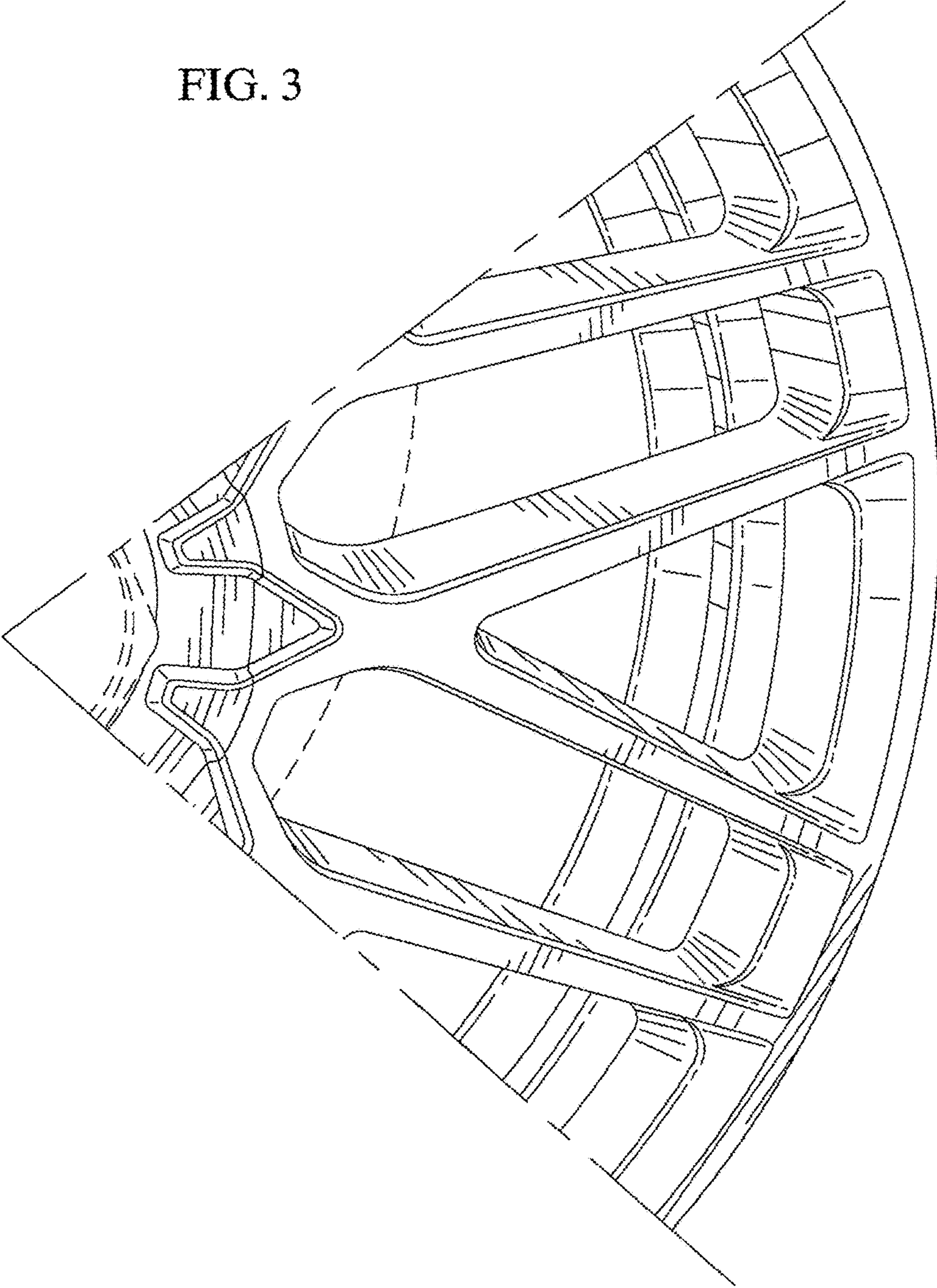


FIG. 4

