



US00D837703S

(12) **United States Design Patent** (10) **Patent No.:** **US D837,703 S**  
**Sims et al.** (45) **Date of Patent:** **\*\* Jan. 8, 2019**

(54) **PAIR OF STEERING WHEEL MOUNTED BRAKE CONTROLLERS**

(71) Applicant: **FORD GLOBAL TECHNOLOGIES, LLC**, Dearborn, MI (US)

(72) Inventors: **Russell Allan Sims**, Grosse Ile, MI (US); **Cary Ochen Diehl**, Grosse Ile, MI (US)

(73) Assignee: **FORD GLOBAL TECHNOLOGIES, LLC**, Dearborn, MI (US)

(\*\*) Term: **15 Years**

(21) Appl. No.: **29/601,330**

(22) Filed: **Apr. 21, 2017**

**Related U.S. Application Data**

(62) Division of application No. 29/487,425, filed on Apr. 8, 2014, now Pat. No. Des. 787,391.

(51) **LOC (11) Cl.** ..... **12-16**

(52) **U.S. Cl.**  
USPC ..... **D12/177**

(58) **Field of Classification Search**  
USPC ..... D12/174, 179, 415, 419; D14/412, 413, D14/415, 416; D21/324, 328, 333;  
(Continued)

(56) **References Cited**

**U.S. PATENT DOCUMENTS**

2,082,430 A 6/1937 Townsend  
2,233,192 A 2/1941 Armington  
(Continued)

**FOREIGN PATENT DOCUMENTS**

CN 2136778 U 6/1993  
CN 2846241 U 12/2006  
(Continued)

**OTHER PUBLICATIONS**

Non-Final Office Action dated Jun. 15, 2015 from patented U.S. Appl. No. 14/248,078.

(Continued)

*Primary Examiner* — Darlington Ly

(74) *Attorney, Agent, or Firm* — Jones Robb, PLLC; Frank MacKenzie

(57) **CLAIM**

The ornamental design for a pair of steering wheel mounted brake controllers, as shown and described.

**DESCRIPTION**

This application is related to U.S. patent application Ser. No. 14/248,078 (filed Apr. 8, 2014; now U.S. Pat. No. 9,346,439); and to U.S. Design patent application Ser. No. 29/487,428 (filed Apr. 8, 2014; currently pending), the entire contents of each of which are incorporated by reference herein.

FIG. 1 is a front elevation view of a pair of steering wheel mounted brake controllers showing our new design;

FIG. 2 is a rear elevation view thereof;

FIG. 3 is a right side elevation view thereof;

FIG. 4 is a left side elevation view thereof;

FIG. 5 is a top plan view thereof;

FIG. 6 is a bottom plan view thereof;

FIG. 7 is an enlarged front elevation view of the left hand brake controller component;

FIG. 8 is an enlarged front elevation view of the right hand brake controller component;

FIG. 9 is an enlarged rear elevation view of the right hand brake controller component;

FIG. 10 is an enlarged rear elevation view of the left hand brake controller component;

FIG. 11 is an enlarged side elevation view of the left hand brake controller component;

FIG. 12 is an enlarged side elevation view of the right hand brake controller component;

FIG. 13 is a top plan view of the left hand brake controller component;

(Continued)

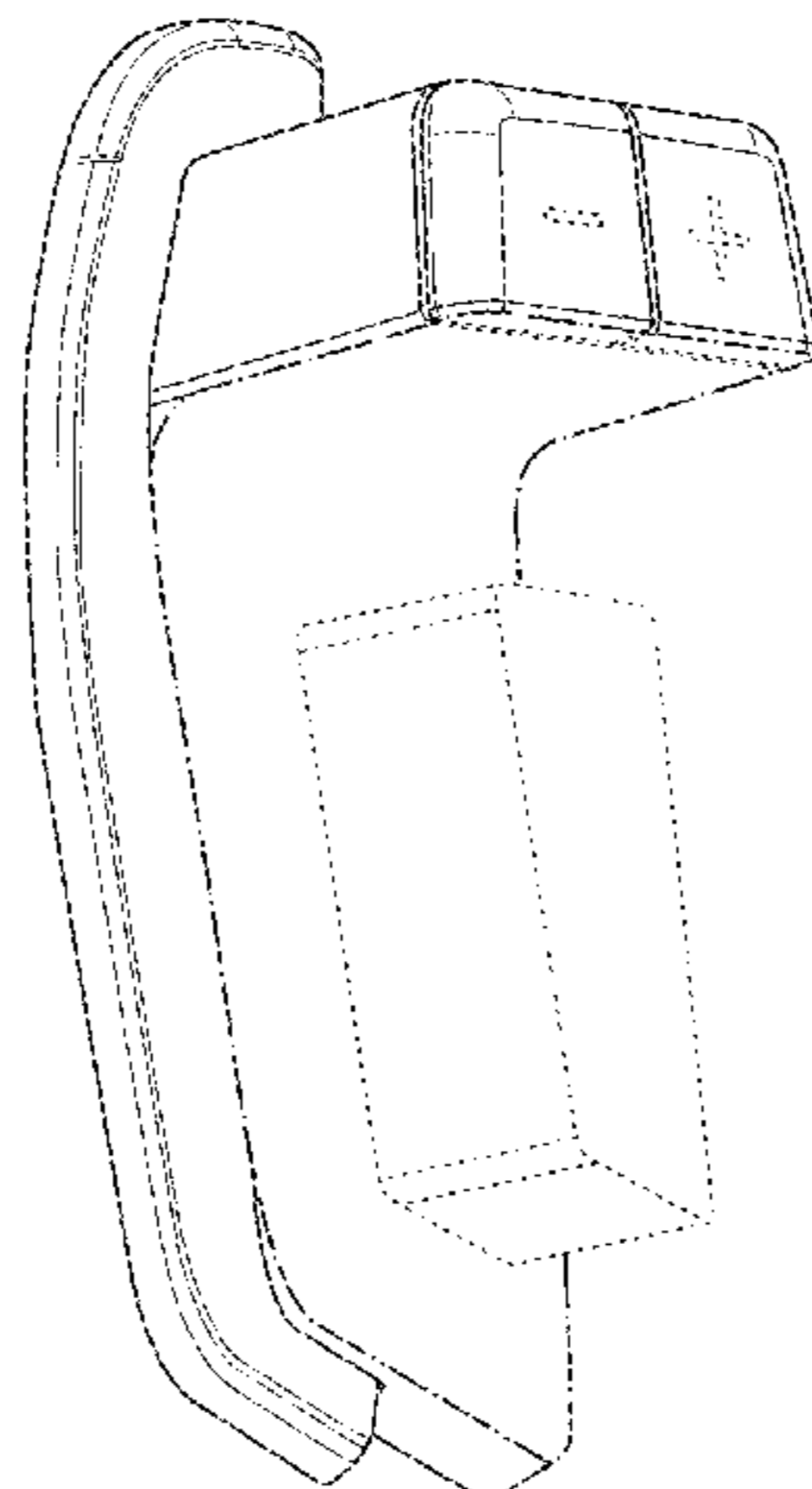


FIG. 14 is a top plan view of the right hand brake controller component;

FIG. 15 is a bottom plan view of the left hand brake controller component; and,

FIG. 16 is a bottom plan view of the right hand brake controller component.

The broken line showing portions of the steering wheel brake controllers and an environmental steering wheel do not form part of the claimed design. Additionally, the dash-dot broken lines illustrate boundaries that do not form part of the claimed design.

**1 Claim, 9 Drawing Sheets**

(58) **Field of Classification Search**

USPC ..... D8/21, 25, 29, 300, 307–308, 310–312, D8/321; D6/512, 546, 550; D23/200, D23/238–257, 259–263  
CPC . B62D 1/00; B62D 1/046; B62D 1/12; B62D 1/14; G05G 1/01

See application file for complete search history.

(56) **References Cited**

U.S. PATENT DOCUMENTS

2,539,994	A	1/1951	Engler	
3,532,188	A	10/1970	Kelz	
3,592,280	A	7/1971	Wappler et al.	
4,217,792	A	8/1980	Kesling	
5,603,674	A	2/1997	Rivas et al.	
5,785,393	A	7/1998	McGrath et al.	
6,050,649	A	4/2000	Hensley	
6,167,775	B1	1/2001	Sebazco	
6,179,390	B1	1/2001	Guzorek et al.	
6,371,572	B1	4/2002	Frank	
6,609,768	B1	8/2003	Frank	
6,655,703	B1	12/2003	Spears, Jr.	
6,966,613	B2	11/2005	Davis	
D526,109	S *	8/2006	Bergman	D14/415
7,278,510	B1	10/2007	Richards	
D564,974	S	3/2008	Berg et al.	
D606,914	S *	12/2009	Pohanka	D12/174
D618,145	S *	6/2010	Tupinier	D12/179
D634,247	S *	3/2011	Confer	D12/174
8,067,709	B2	11/2011	Han et al.	
8,140,235	B2	3/2012	Simmerman	
8,438,943	B2	5/2013	Herbert et al.	
8,511,759	B2	8/2013	Marsden et al.	
D696,992	S *	1/2014	Pohanka	D12/176
D709,006	S *	7/2014	Busse	D12/176
D709,066	S	7/2014	Busse et al.	
D710,271	S *	8/2014	Norman	D12/176
D727,226	S *	4/2015	Mayerle	D12/176
9,308,930	B2	4/2016	Bostick et al.	

9,346,439	B2	5/2016	Ochen et al.	
D787,391	S	5/2017	Sims et al.	
2002/0104705	A1	8/2002	Kuhn, Jr.	
2003/0160412	A1	8/2003	Constans	
2004/0084291	A1	5/2004	Adachi et al.	
2004/0099468	A1	5/2004	Chernoff et al.	
2005/0247549	A1	11/2005	Wahl et al.	
2006/0079372	A1	4/2006	Ringger et al.	
2007/0001509	A1	1/2007	Brown et al.	
2008/0023253	A1	1/2008	Prost-Fin et al.	
2009/0199671	A1 *	8/2009	Trevino	F16H 61/32 74/473.12
2014/0022070	A1	1/2014	Golomb	
2014/0214275	A1 *	7/2014	Miller	B62D 5/04 701/41
2014/0224600	A1	8/2014	Rosenbaum	
2015/0066322	A1	3/2015	Squire et al.	
2015/0082933	A1 *	3/2015	Spaggiari	B62D 1/046 74/484 R
2015/0283982	A1	10/2015	Ochen et al.	

FOREIGN PATENT DOCUMENTS

DE	3708094	C1	9/1988
JP	05270410	A	10/1993

OTHER PUBLICATIONS

Final Office dated Oct. 19, 2015 from patented U.S. Appl. No. 14/248,078.  
Acceleration and Declaration Operating Device for Vehicle, JP 05-270410 A, Owada et al., Oct. 1993.  
Advisory Action dated Jun. 30, 2016 from co-pending U.S. Appl. No. 29/487,425.  
Non-Final Office Action dated Aug. 16, 2016 from co-pending U.S. Appl. No. 29/487,425.  
Final Office Action dated Mar. 25, 2016 from co-pending U.S. Appl. No. 29/487,425.  
Notice of Allowance dated Jan. 20, 2016 from patented U.S. Appl. No. 14/248,078.  
Notice of Allowance dated Jan. 5, 2017 from co-pending U.S. Appl. No. 29/487,425.  
Notice of Allowance dated Jan. 30, 2017 from co-pending U.S. Appl. No. 29/487,428.  
Non-Final Office Action dated Oct. 5, 2015 from co-pending U.S. Appl. No. 29/487,425.  
Russell Allan Sims et al. “Brake Controller”, Design U.S. Appl. No. 29/487,428, filed Apr. 8, 2014.  
Russell Allan Sims et al. “Steering Wheel Mounted Brake Controller”, Design U.S. Appl. No. 29/487,425, filed Apr. 8, 2014.  
Final Office Action in related U.S. Appl. No. 15/139,759, dated Nov. 3, 2017.  
Non-Final Office Action in related U.S. Appl. No. 15/139,759, dated Jun. 26, 2017.  
Notice of Allowance in related U.S. Appl. No. 15/139,759, dated Jan. 23, 2018.

\* cited by examiner

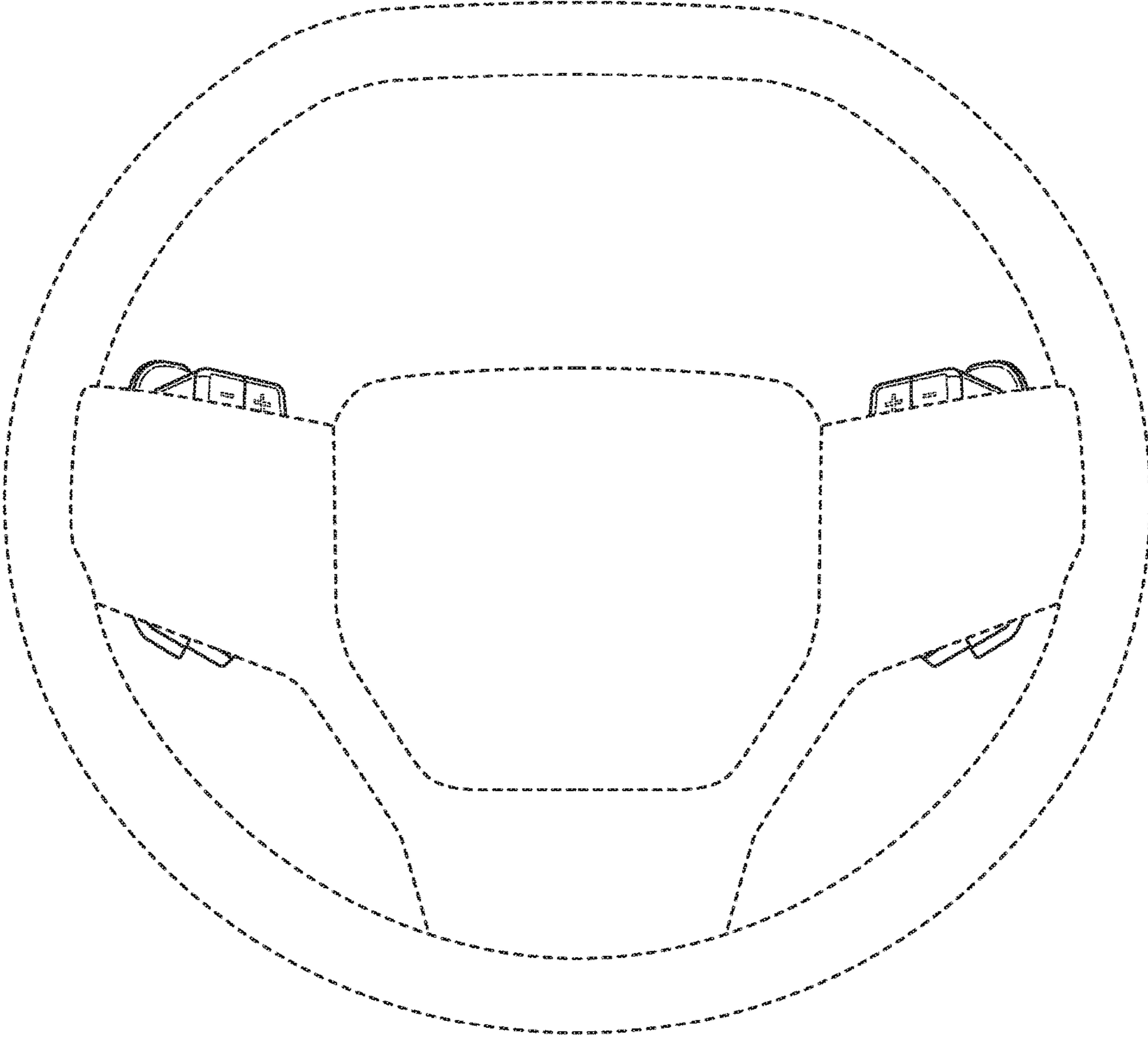


FIG. 1

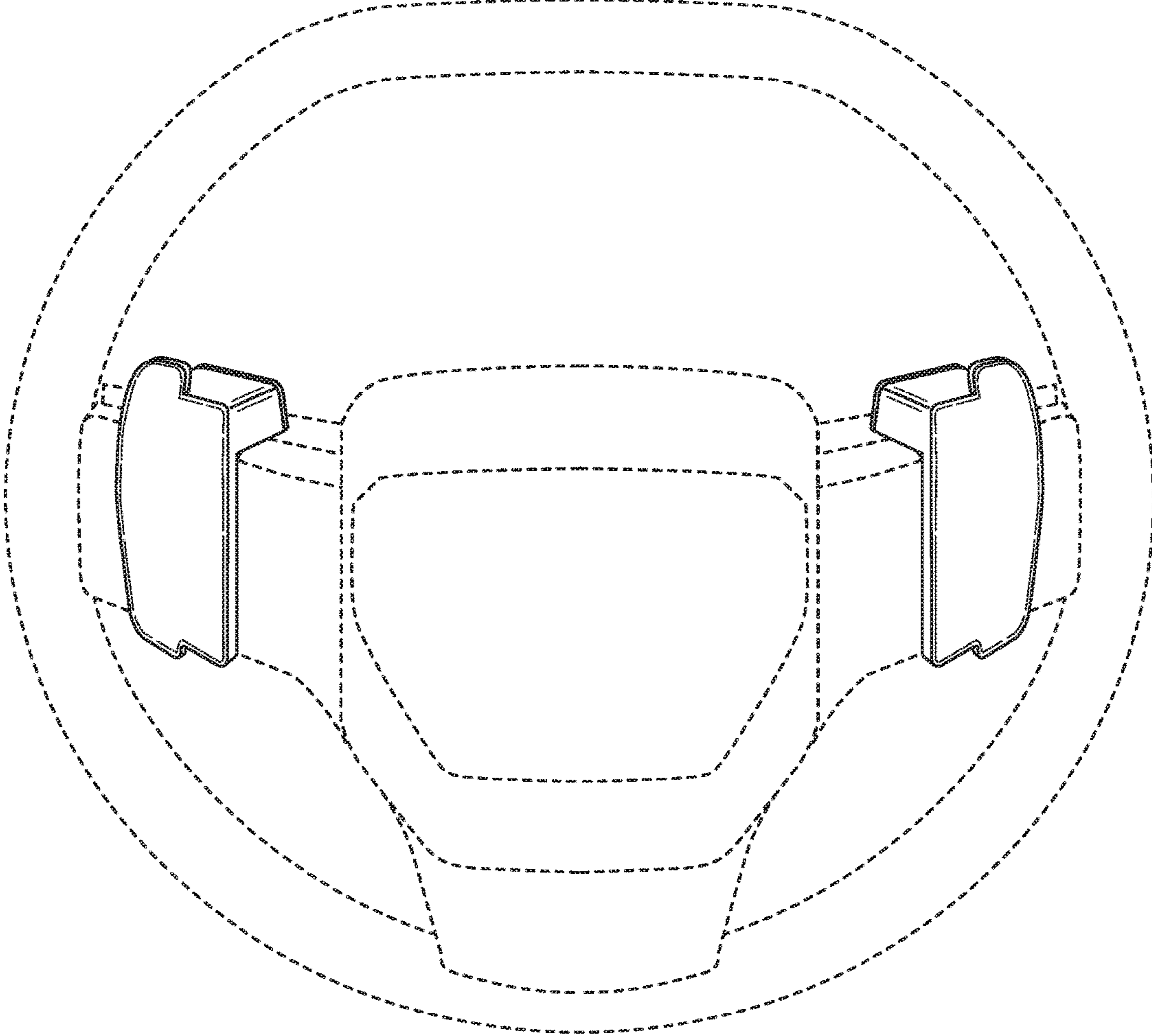


FIG. 2

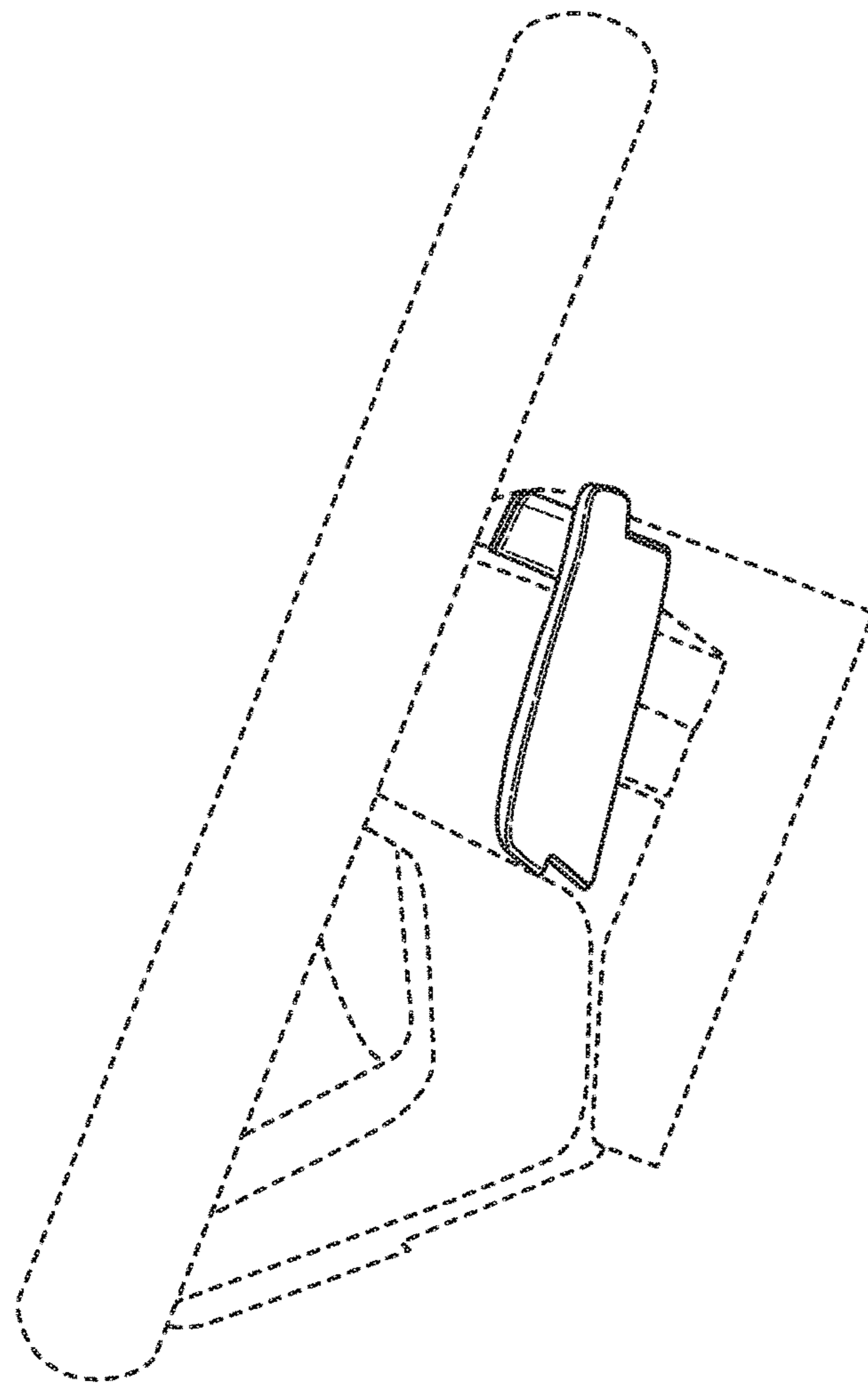


FIG. 3

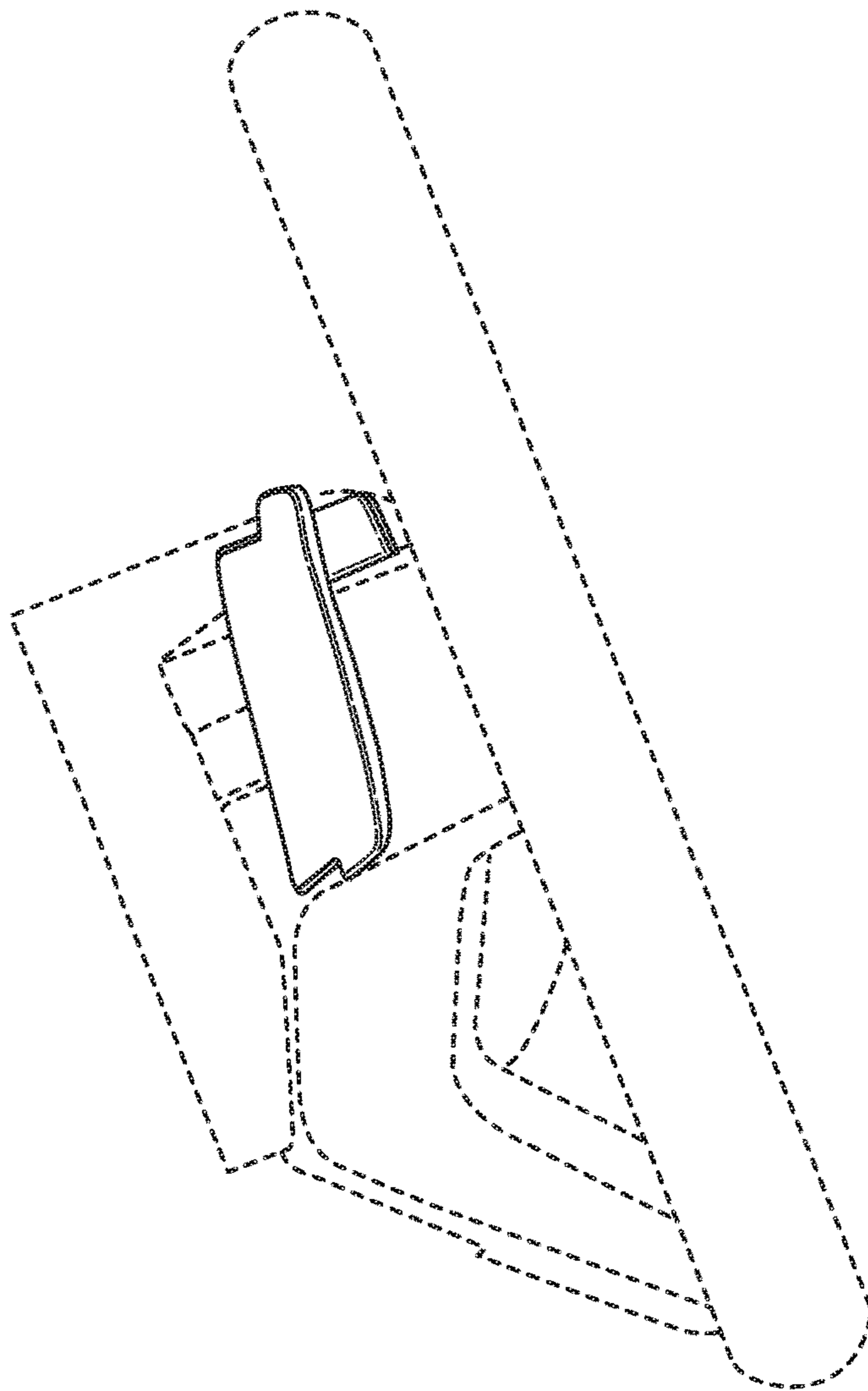


FIG. 4

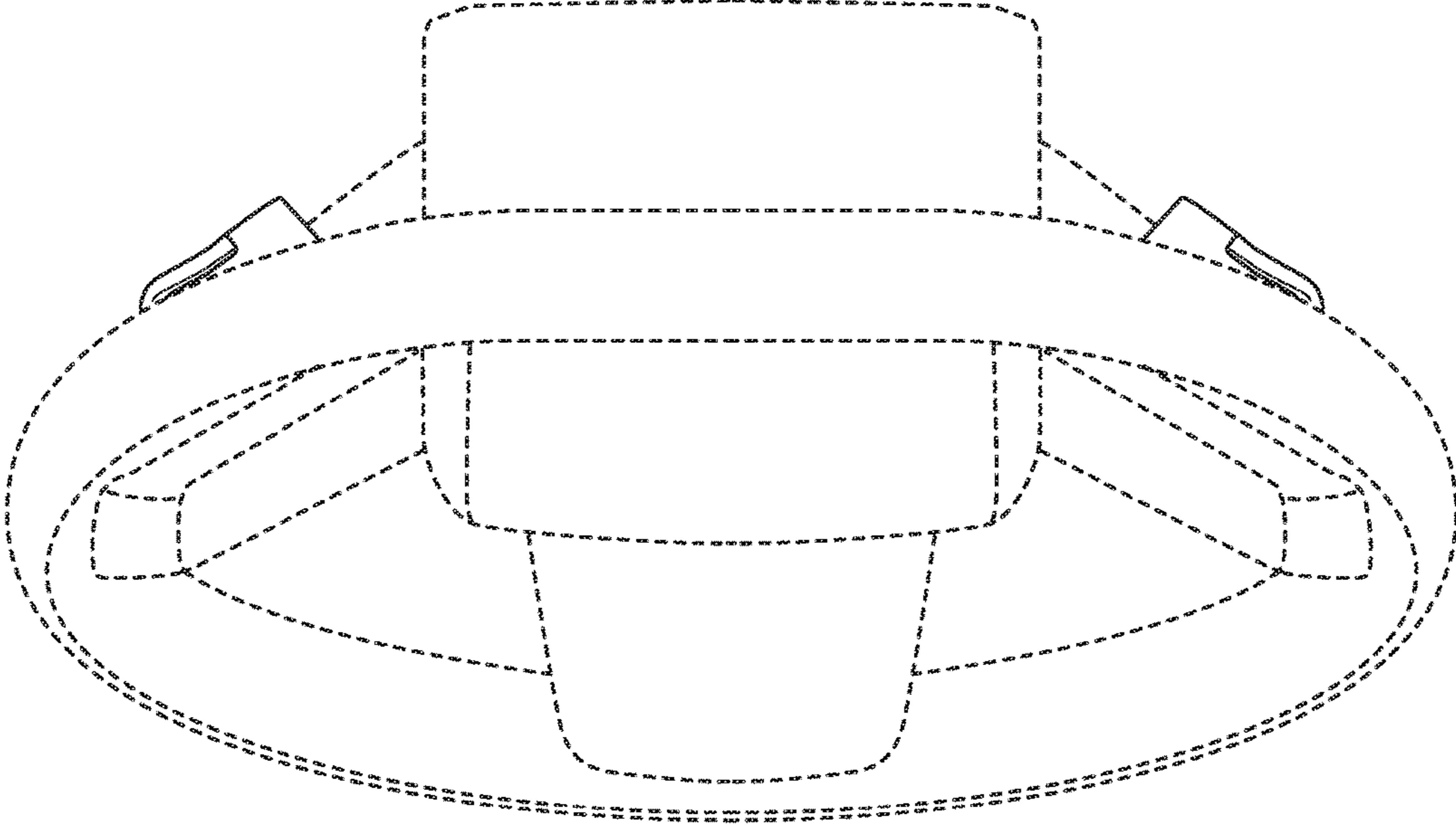


FIG. 5

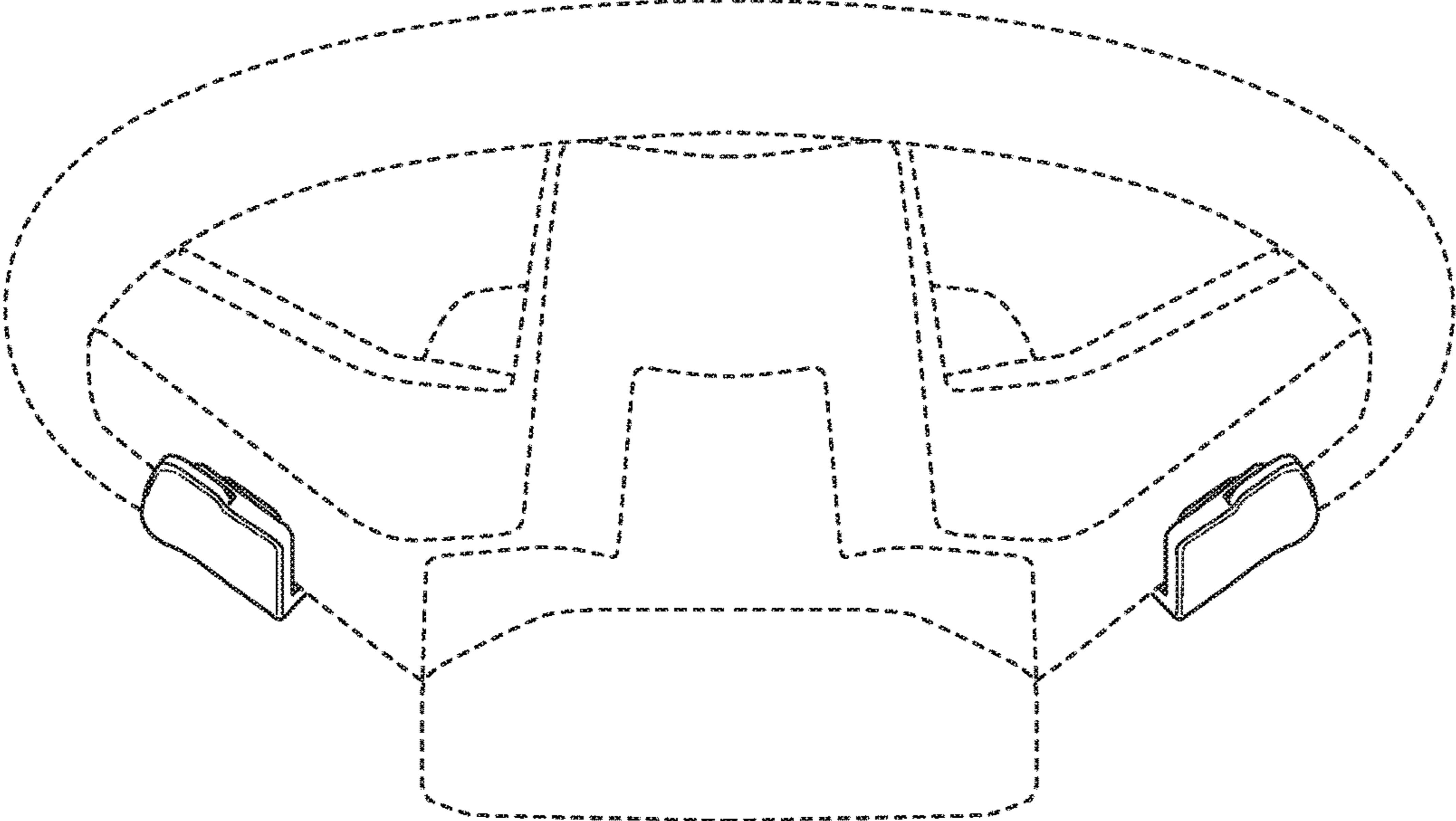


FIG. 6

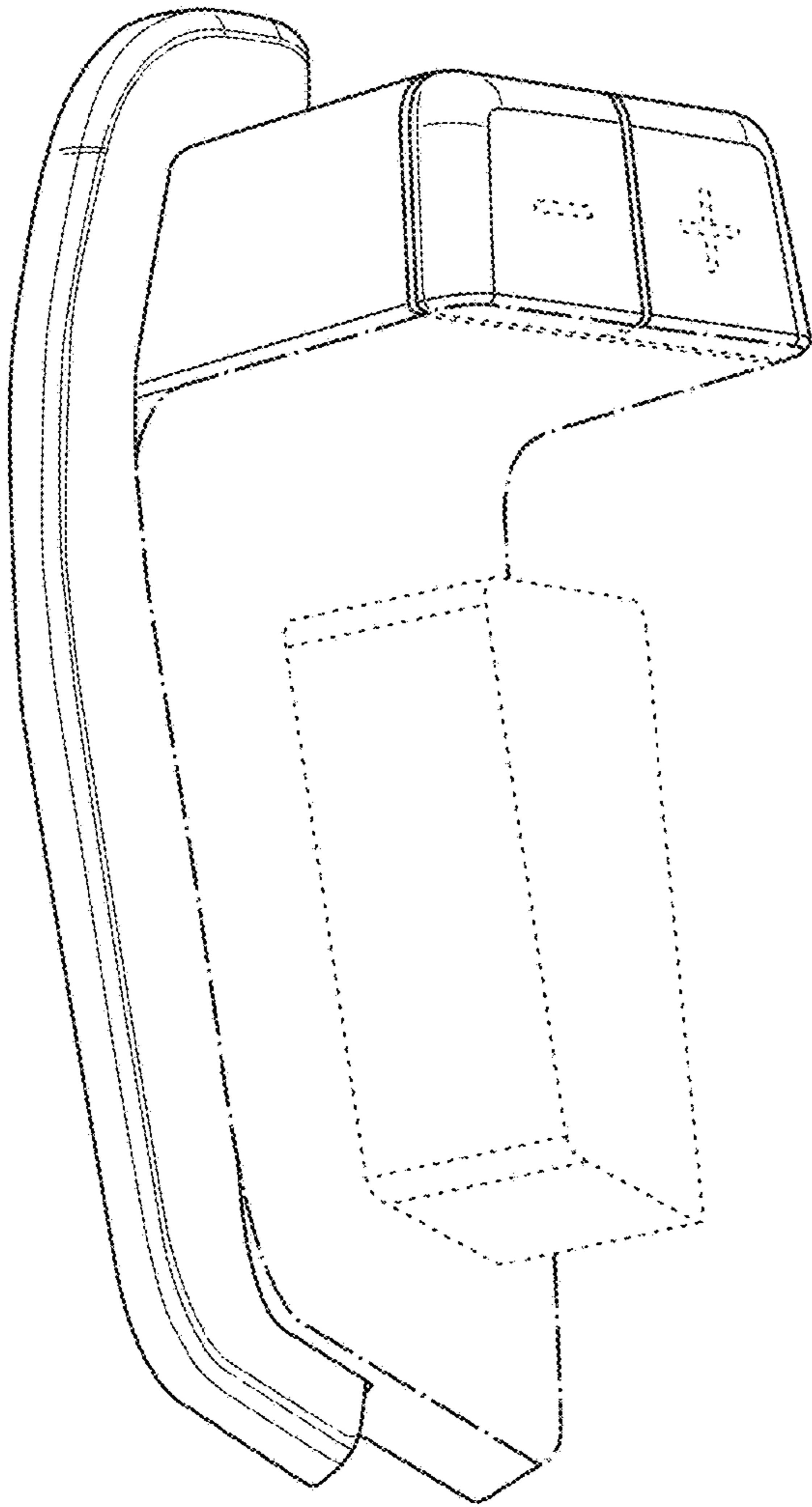


FIG. 7

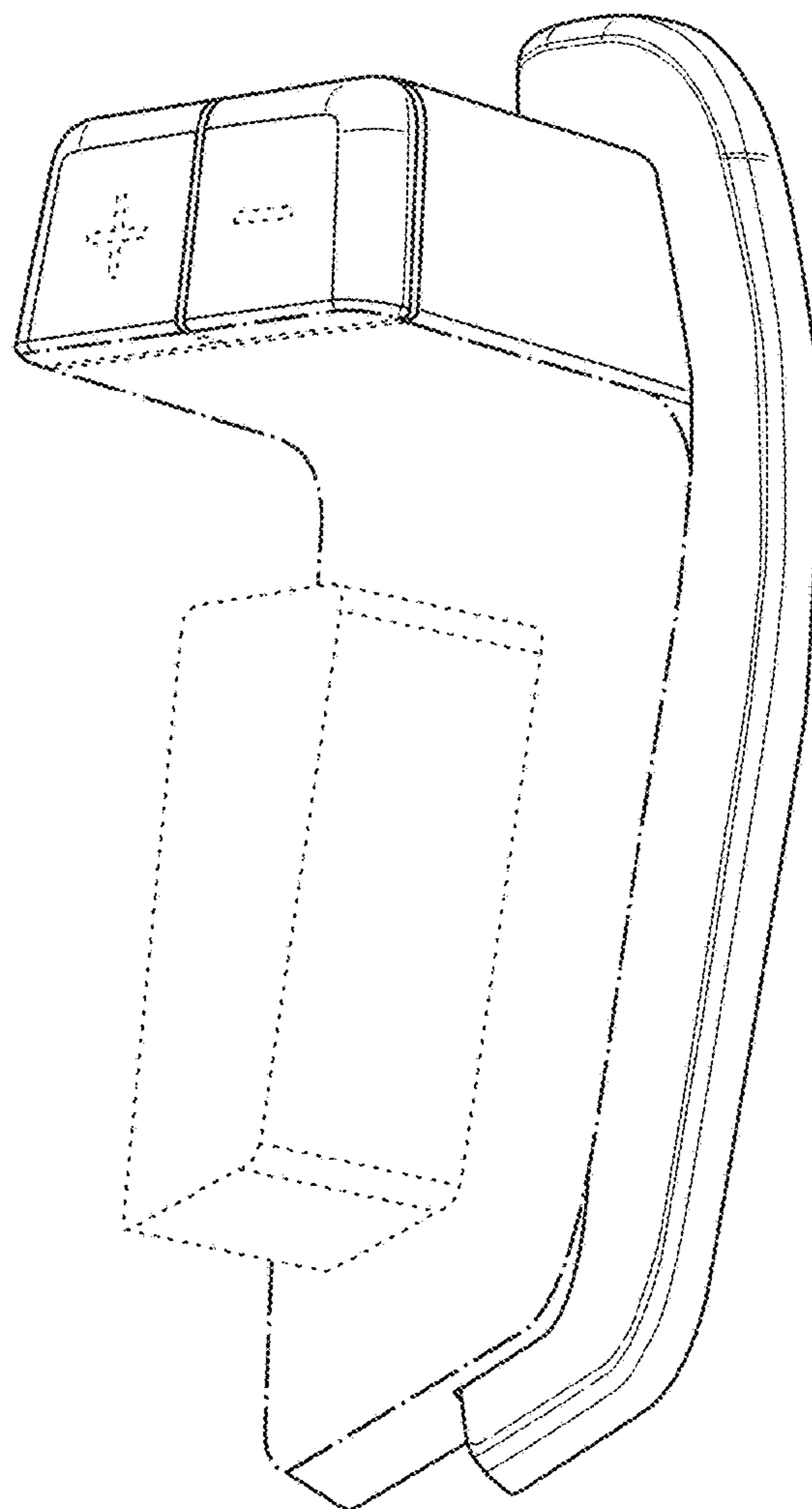


FIG. 8



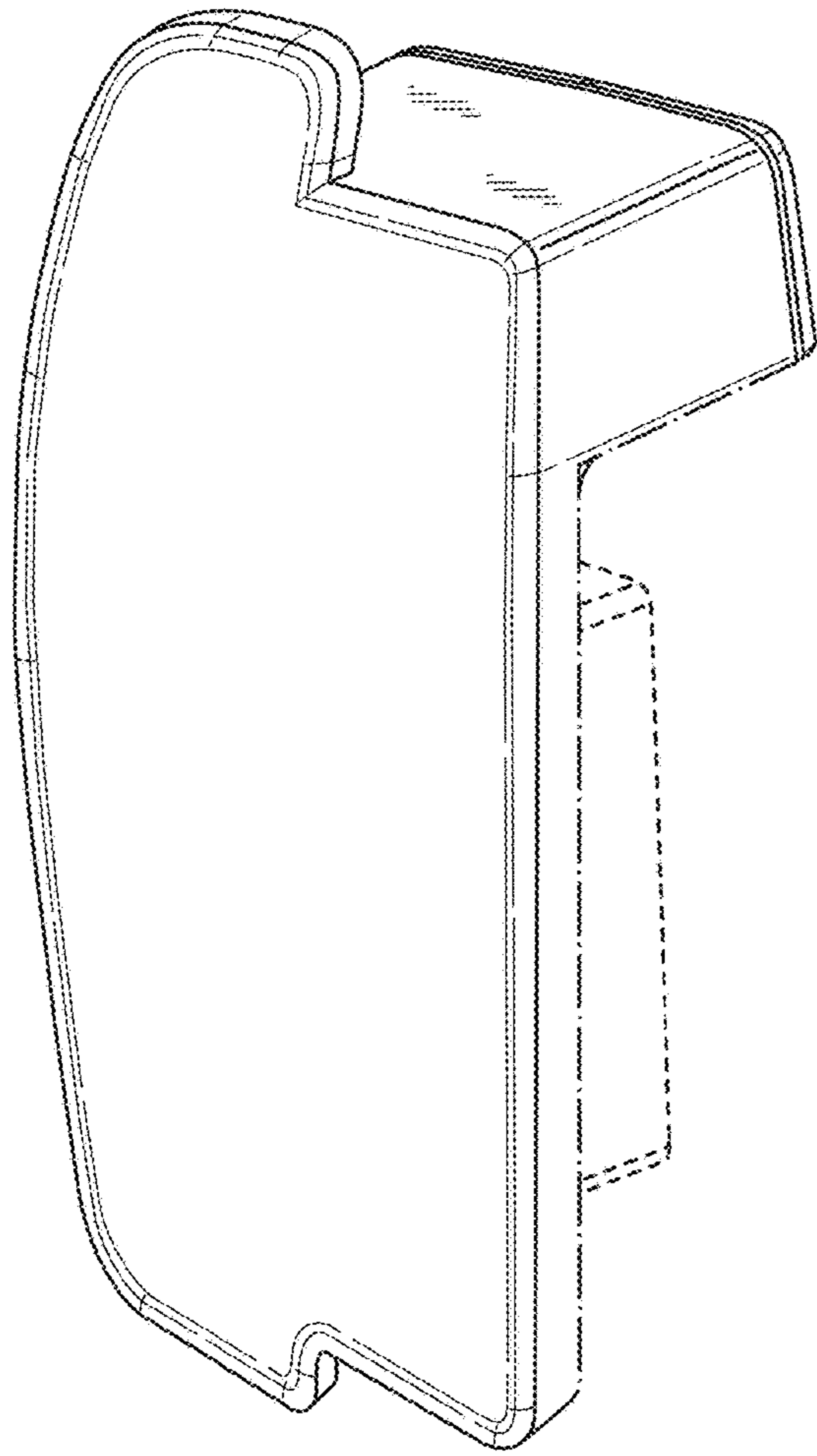


FIG. 9

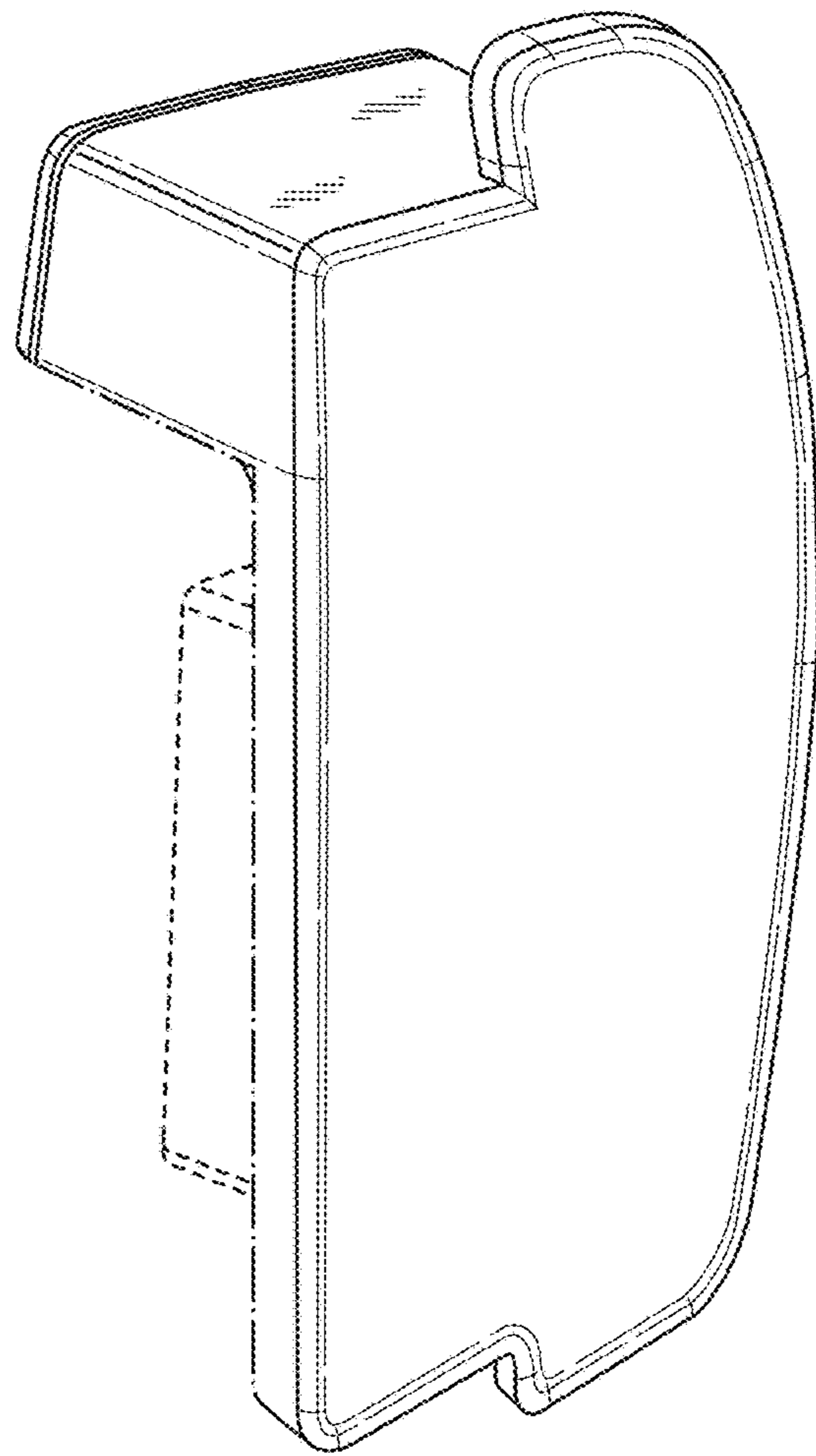


FIG. 10

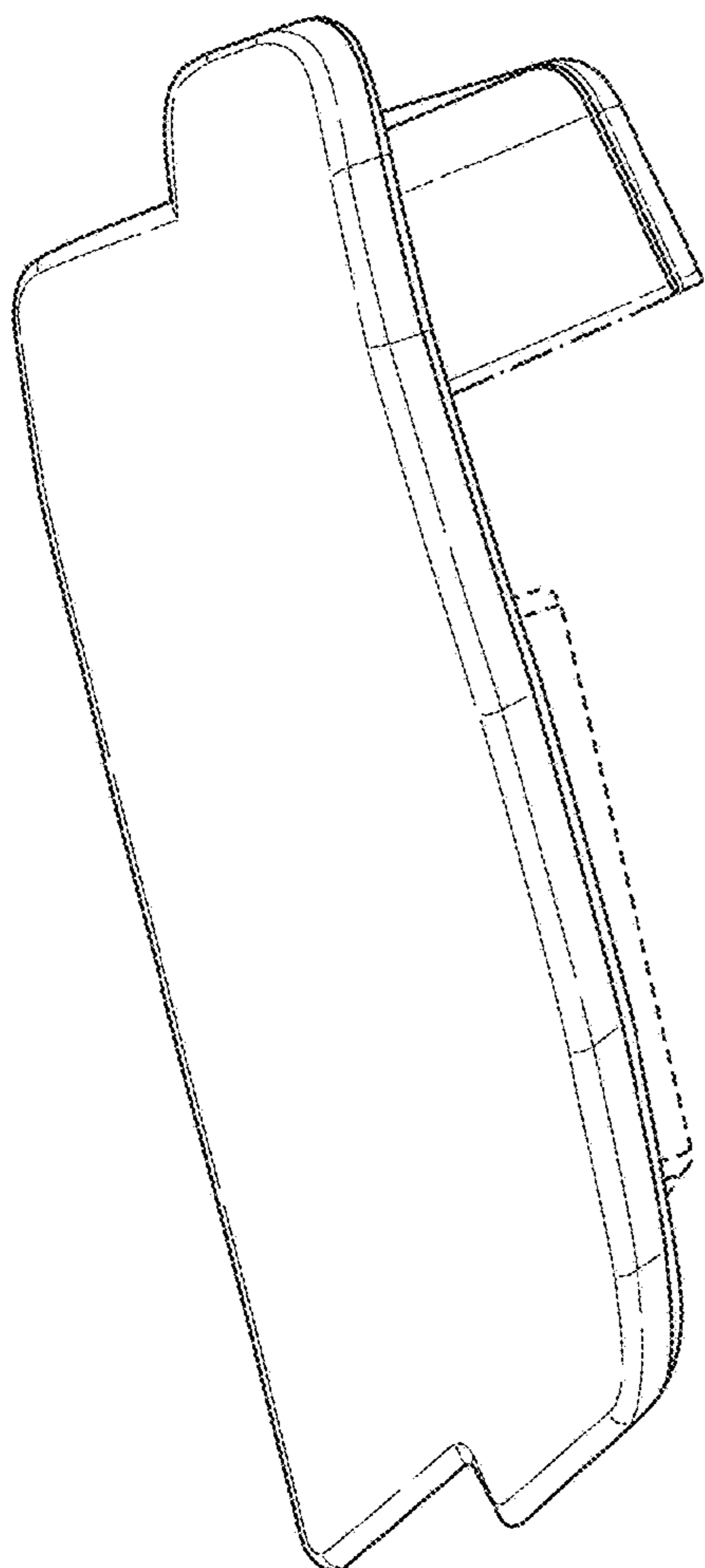


FIG. 11

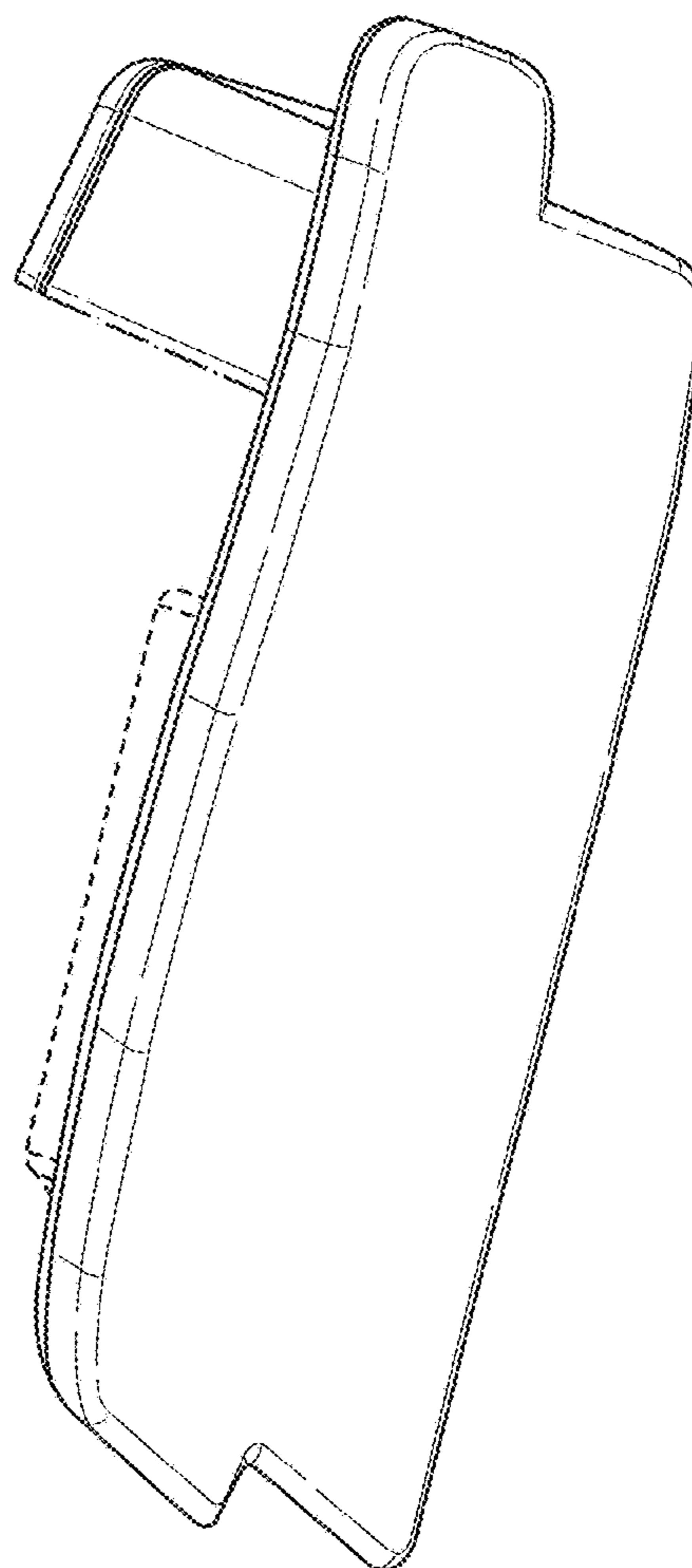


FIG. 12

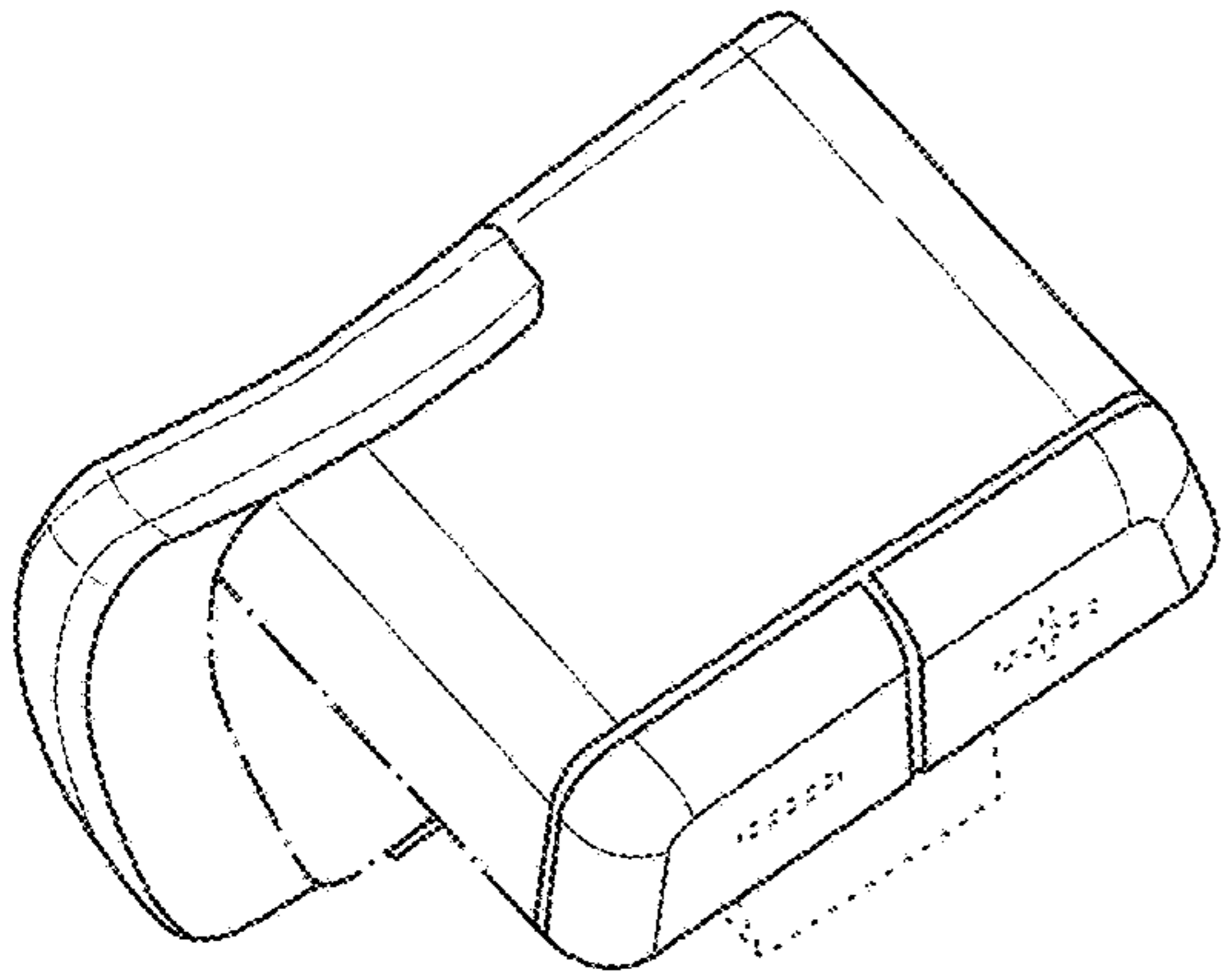


FIG. 13

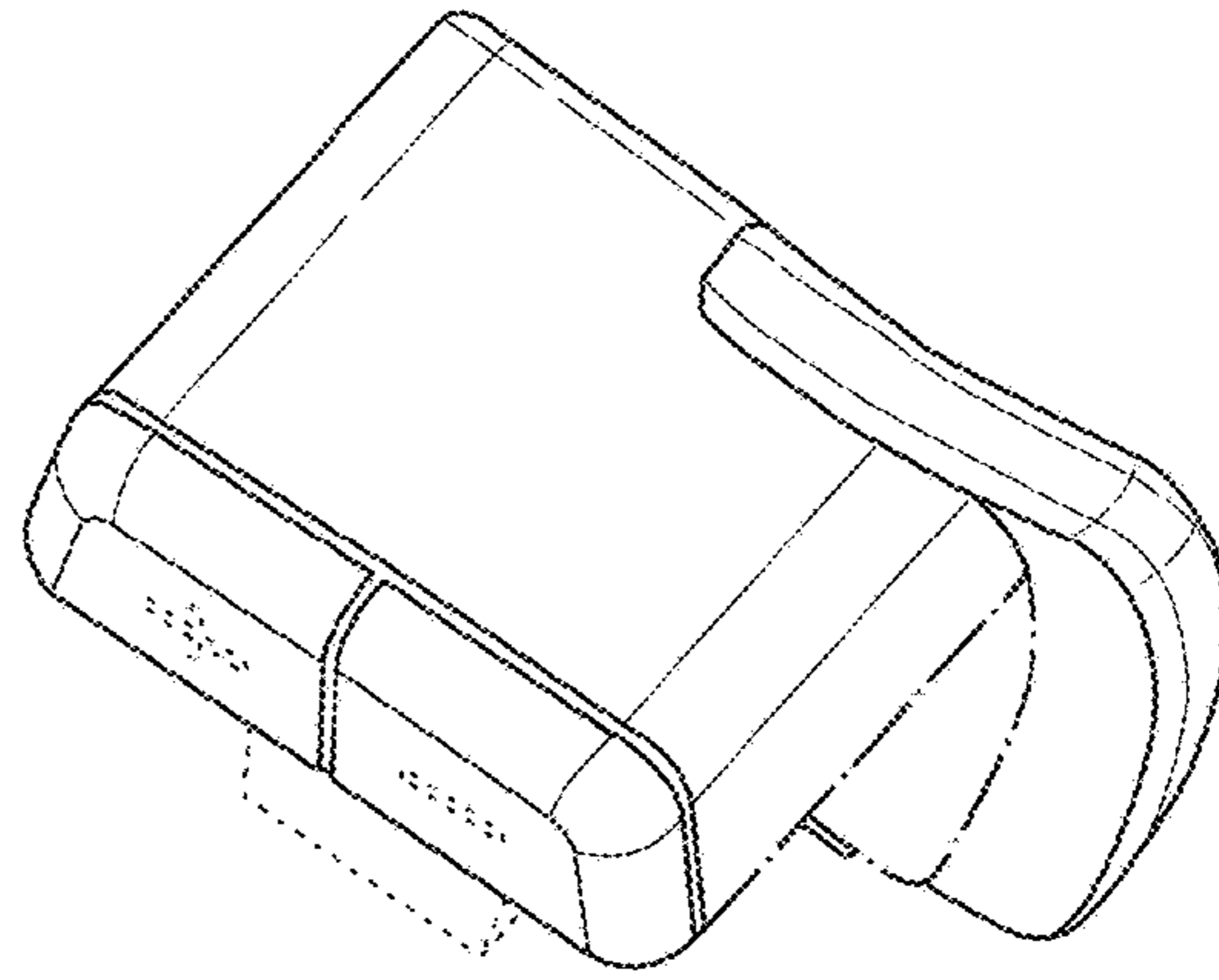


FIG. 14

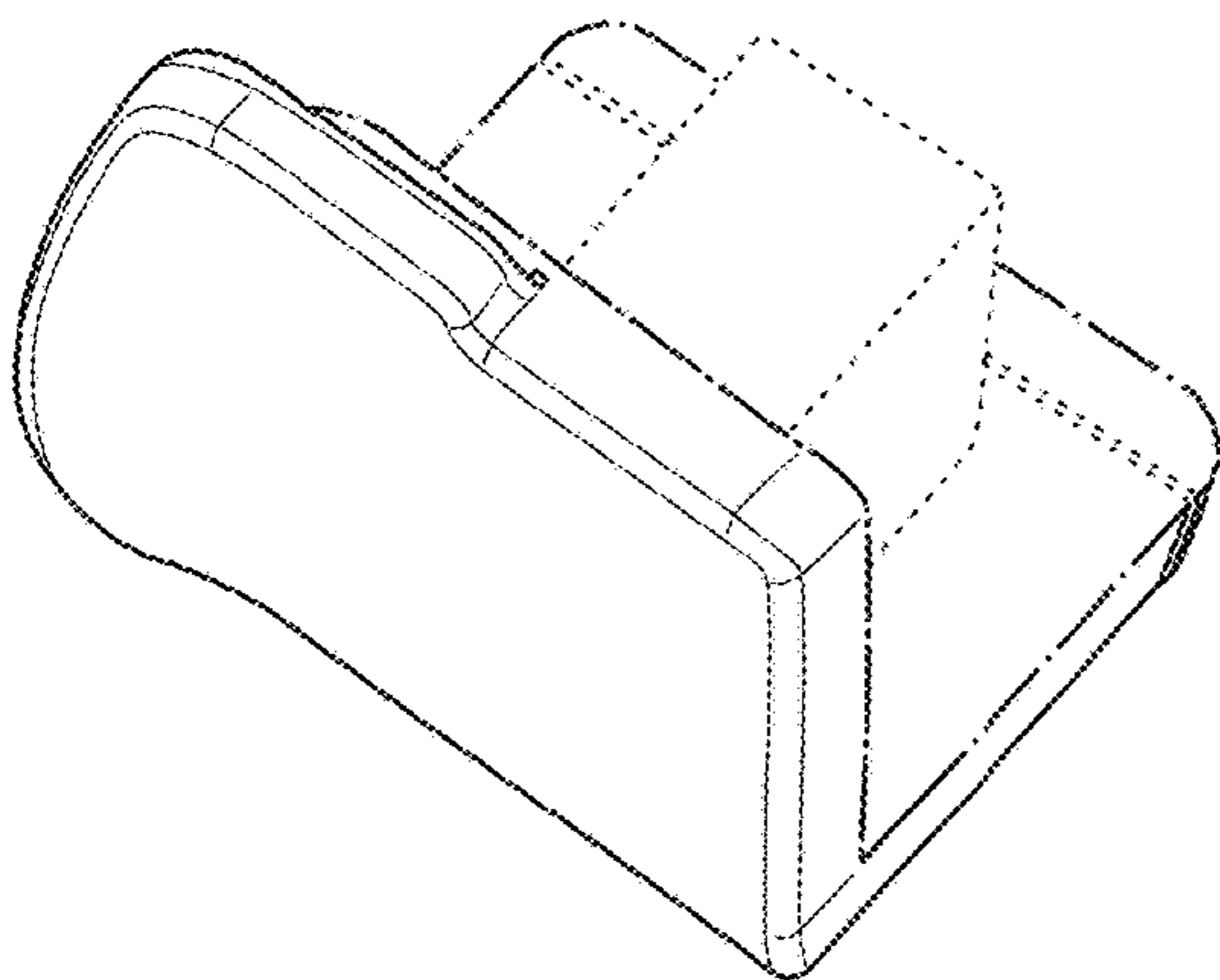


FIG. 15

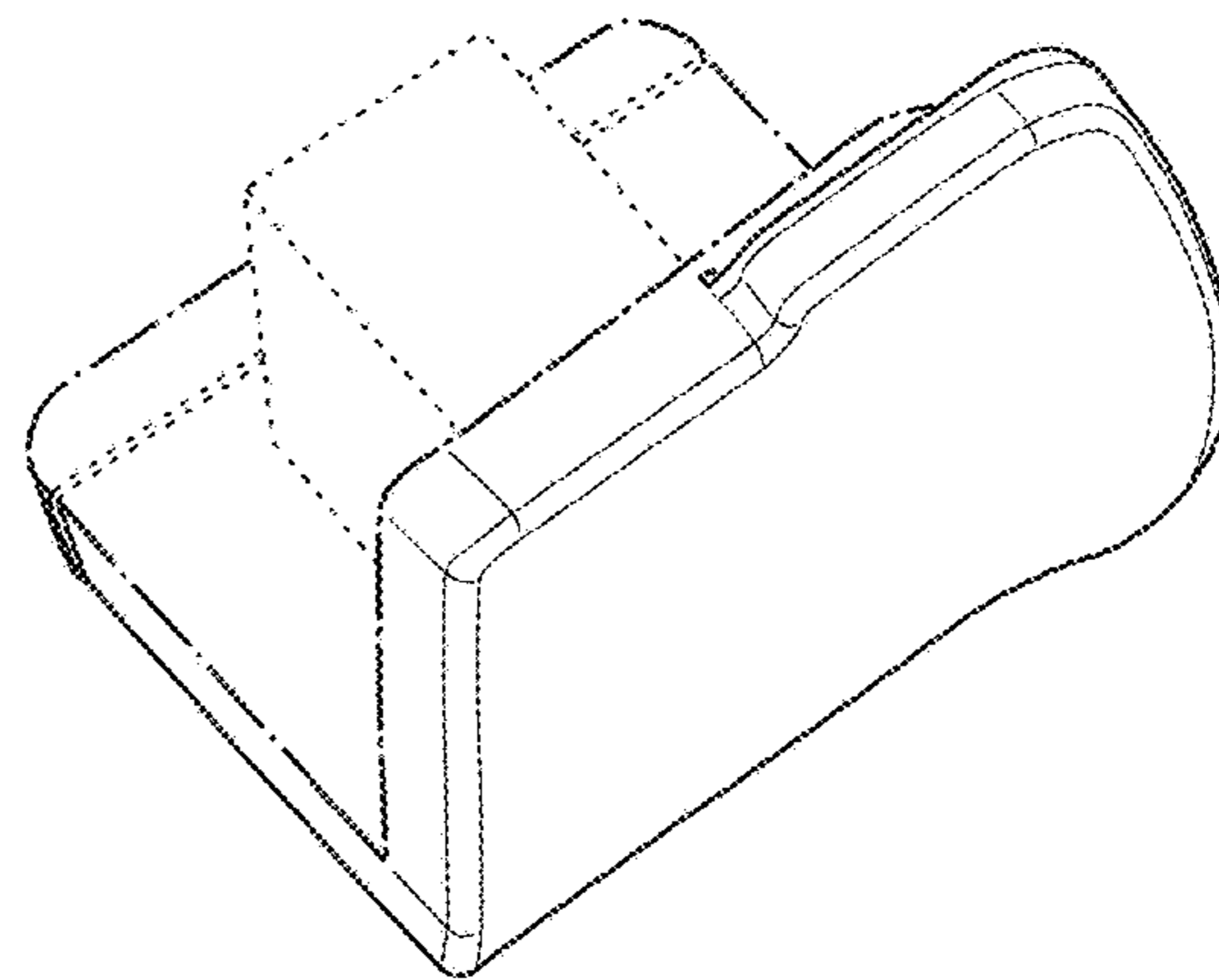


FIG. 16