



US00D837691S

(12) **United States Design Patent**  
**Guo et al.**

(10) **Patent No.:** **US D837,691 S**

(45) **Date of Patent:** **\*\* Jan. 8, 2019**

(54) **OFF-ROAD VEHICLE**

D814,354 S \* 4/2018 Fisker ..... D12/91  
D815,986 S \* 4/2018 Zhang ..... D12/91  
D825,382 S \* 8/2018 Kimura ..... D12/91

(71) Applicant: **Shanghai Xuanyong New Energy Development Co., Ltd.**, Shanghai (CN)

\* cited by examiner

(72) Inventors: **Haiyu Guo**, Shanghai (CN); **Nina Duan**, Shanghai (CN); **Tim Don**, Shanghai (CN); **Minyi Sun**, Shanghai (CN)

*Primary Examiner* — Melody N Brown

(\*\*) Term: **15 Years**

(74) *Attorney, Agent, or Firm* — Prakash Nama; Global IP Services, PLLC

(21) Appl. No.: **29/603,161**

(22) Filed: **May 8, 2017**

(57) **CLAIM**

(30) **Foreign Application Priority Data**

The ornamental design for an off-road vehicle, as shown and described.

Dec. 6, 2016 (CN) ..... 2016 3 0595133

(51) **LOC (11) Cl.** ..... **12-08**

(52) **U.S. Cl.**  
USPC ..... **D12/91**

**DESCRIPTION**

(58) **Field of Classification Search**  
USPC ..... D12/90–92, 86, 196, 163, 164, 169;  
280/181.1, 181.5

FIG. 1 is a front elevational view of an off-road vehicle showing my new design;

CPC ..... B62D 35/00; B62D 25/00; B62D 25/06;  
B62D 33/00

FIG. 2 is a rear elevational view thereof;

See application file for complete search history.

FIG. 3 is a left side view thereof;

FIG. 4 is a right side view thereof;

(56) **References Cited**


**U.S. PATENT DOCUMENTS**

D548,647 S \* 8/2007 Green, Jr. .... D12/12  
D722,533 S \* 2/2015 Thole ..... D12/91  
D743,844 S \* 11/2015 Khoroushi ..... D12/12  
D769,151 S \* 10/2016 Rotsko ..... D12/86

FIG. 5 is a top, front and left side perspective view thereof; and,

FIG. 6 is a rear and left side perspective view thereof.

**1 Claim, 4 Drawing Sheets**



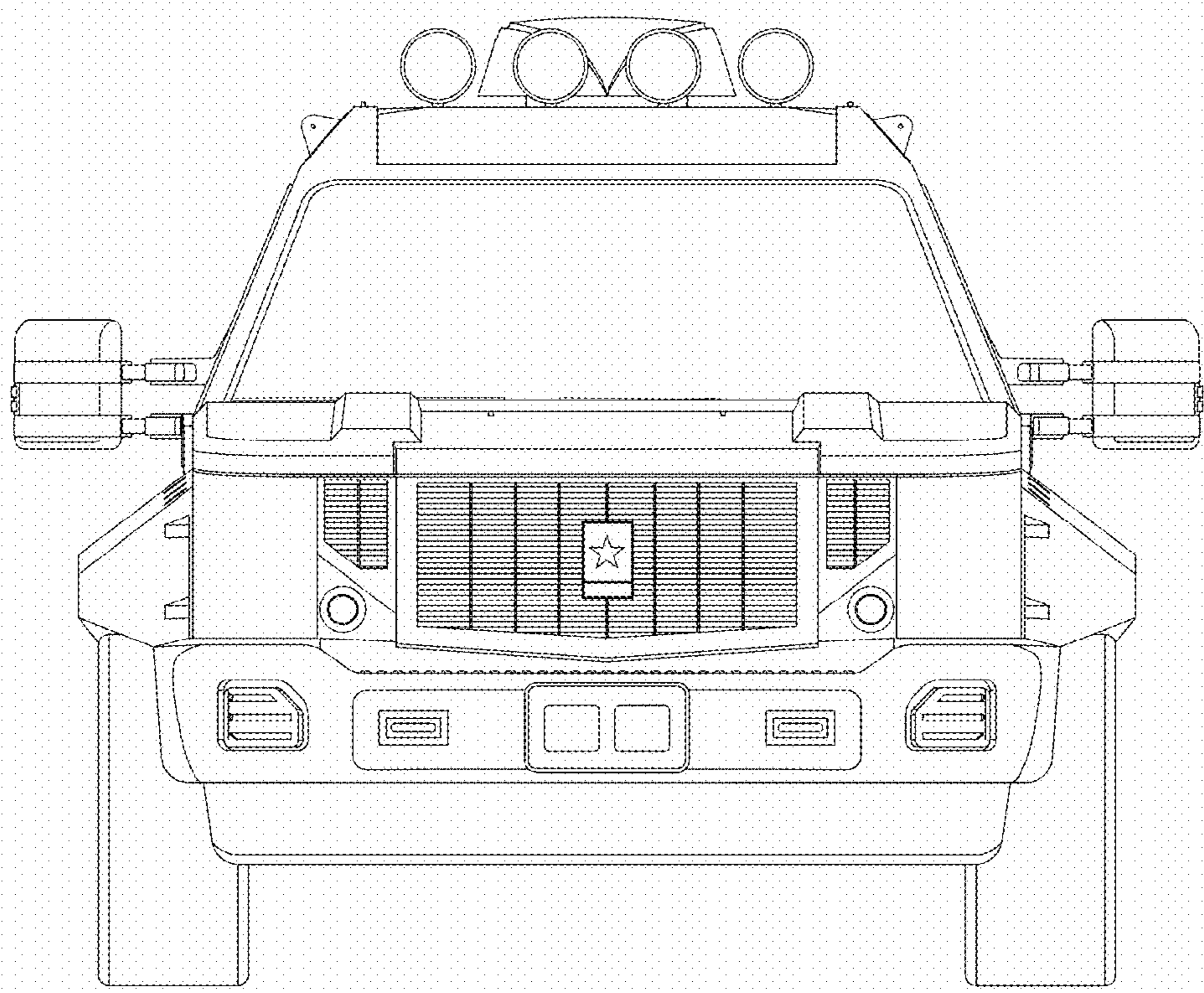


FIG. 1

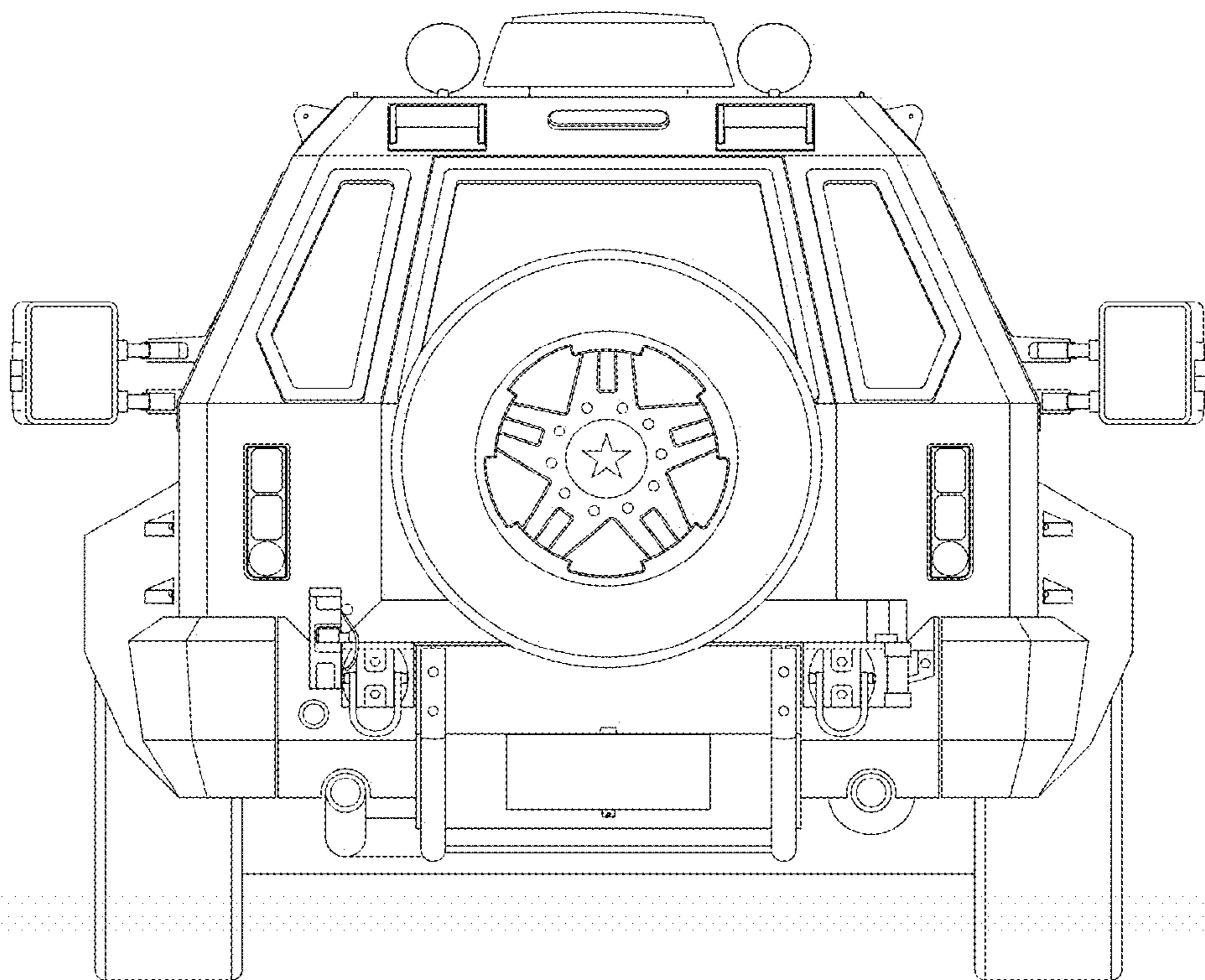


FIG. 2

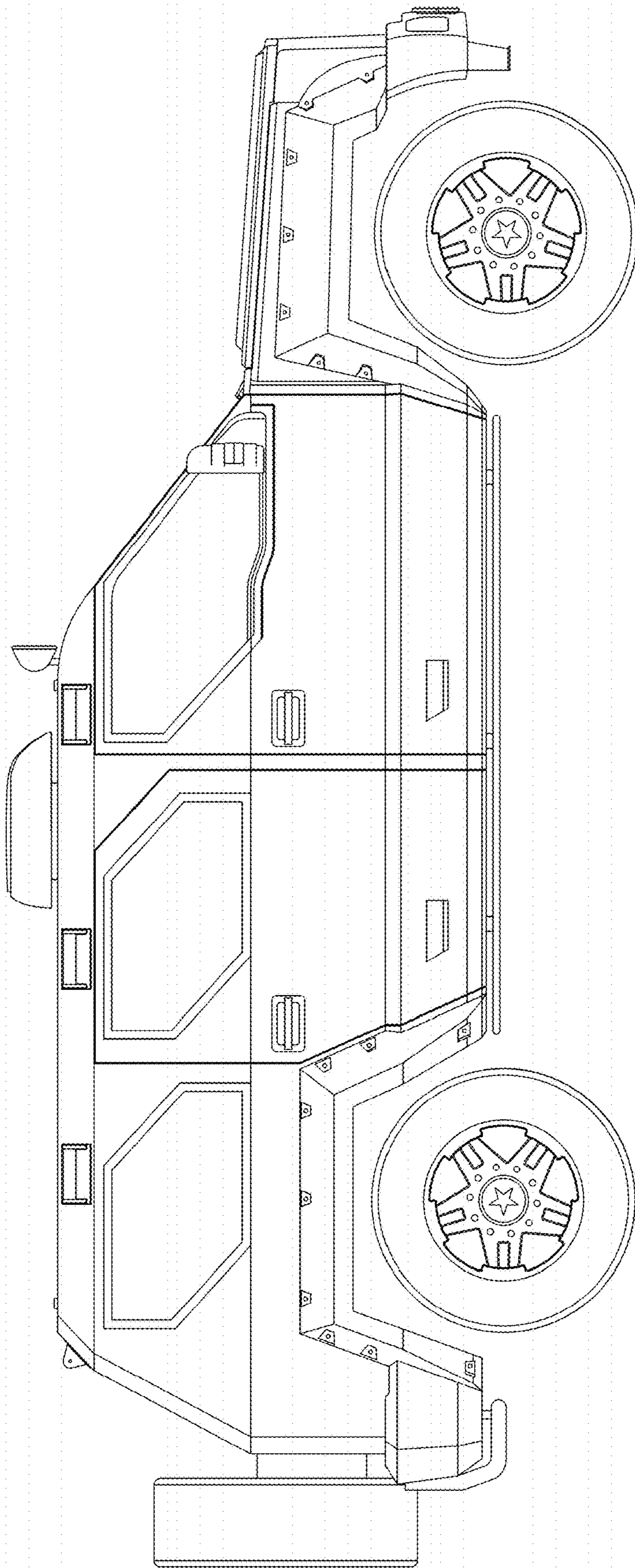


FIG. 3

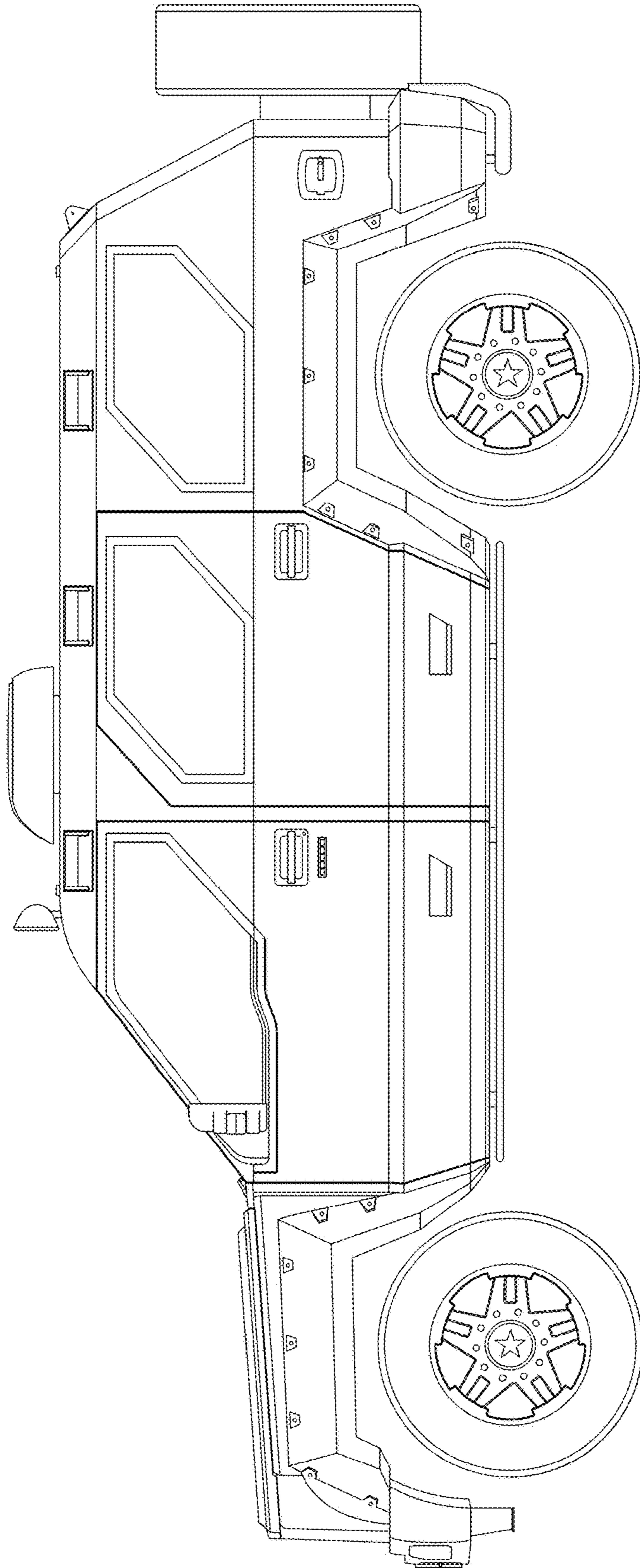


FIG. 4




FIG. 5




FIG. 6