



US00D837690S

(12) **United States Design Patent**
Lian et al.

(10) **Patent No.:** **US D837,690 S**
(45) **Date of Patent:** **** Jan. 8, 2019**

- (54) **BUS**
- (71) Applicant: **BYD COMPANY LIMITED**,
Shenzhen, Guangdong (CN)
- (72) Inventors: **Yubo Lian**, Shenzhen (CN); **Wenquan Tang**, Shenzhen (CN); **Yuncheng Zhang**, Shenzhen (CN); **Lei Yi**, Shenzhen (CN); **Jun Yao**, Shenzhen (CN); **Yichao Wu**, Shenzhen (CN)
- (73) Assignee: **BYD COMPANY LIMITED**,
Shenzhen (CN)
- (**) Term: **15 Years**
- (21) Appl. No.: **29/593,772**
- (22) Filed: **Feb. 13, 2017**
- (30) **Foreign Application Priority Data**

Sep. 19, 2016 (CN) 2016 3 0474302

- (51) **LOC (11) Cl.** **12-08**
- (52) **U.S. Cl.**
USPC **D12/84**
- (58) **Field of Classification Search**
USPC D12/82, 84, 86, 92, 100
CPC B62D 23/00; B62D 25/00; B62D 31/02;
B62D 31/04; B62D 53/062; B62D 65/00;
B60G 2202/152; B60G 2300/14; B60P
3/007; B21D 53/88
See application file for complete search history.

(56) **References Cited**

U.S. PATENT DOCUMENTS

- D248,033 S * 5/1978 James D12/84
- D254,609 S * 4/1980 Neal D12/84
- D255,340 S * 6/1980 Flesche D12/84
- D257,141 S * 9/1980 Flesche D12/84

- D268,997 S * 5/1983 Dubernard D12/84
- D302,802 S * 8/1989 Manning D12/84
- D305,623 S * 1/1990 Gallitzendoerfer D12/84
- D345,120 S * 3/1994 Normand, Jr. D12/84
- D376,562 S * 12/1996 Sealy D12/84
- 5,669,307 A * 9/1997 Cichy B61B 1/02
104/28
- D442,888 S * 5/2001 Papke D12/84
- D503,126 S * 3/2005 Papke D12/84
- D531,933 S * 11/2006 Delamour D12/84
- D537,755 S * 3/2007 Toth D12/84
- D617,236 S * 6/2010 Counts D12/84
- D637,520 S * 5/2011 Kerr D12/84
- D642,092 S * 7/2011 Wiens D12/84
- D704,595 S * 5/2014 Streicher D12/84
- D714,187 S * 9/2014 Lian D12/84
- D717,210 S * 11/2014 Wang D12/84
- D718,659 S * 12/2014 Lin D12/84
- D721,297 S * 1/2015 Zhang D12/84
- D721,298 S * 1/2015 Li D12/84

(Continued)

Primary Examiner — Darlington Ly

(74) *Attorney, Agent, or Firm* — Calfee, Halter & Griswold LLP; Joshua Friedman; Yizhou Liu

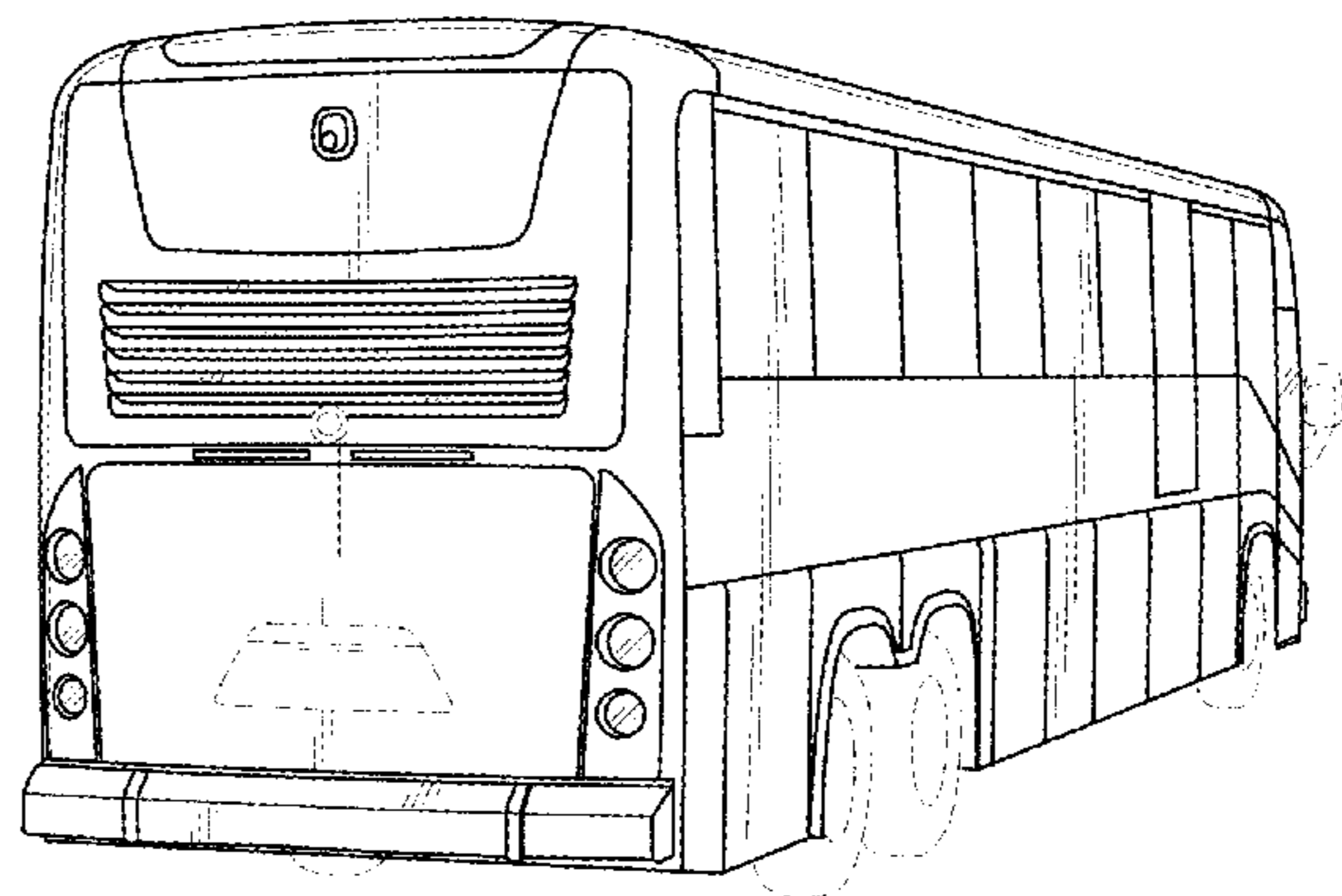

(57) **CLAIM**

We claim the ornamental design for a bus, as shown and described.

DESCRIPTION

FIG. 1 is a front/left perspective view a bus of the present design;
 FIG. 2 is a rear/left perspective view thereof;
 FIG. 3 is a front elevational view thereof;
 FIG. 4 is a rear elevational view thereof;
 FIG. 5 is a left side elevational view thereof;
 FIG. 6 is a right side elevational view thereof; and,
 FIG. 7 is a top plan view thereof.
 The broken lines in the drawings illustrate portions of the bus that form no part of the claimed design.

1 Claim, 4 Drawing Sheets



(56)

References Cited

U.S. PATENT DOCUMENTS

2009/0224570	A1 *	9/2009	Haswell	B62D 31/04
				296/178
2012/0161469	A1 *	6/2012	Kerr	B62D 31/02
				296/178

* cited by examiner

FIG. 1




FIG. 2




FIG. 3




FIG. 4




FIG. 5

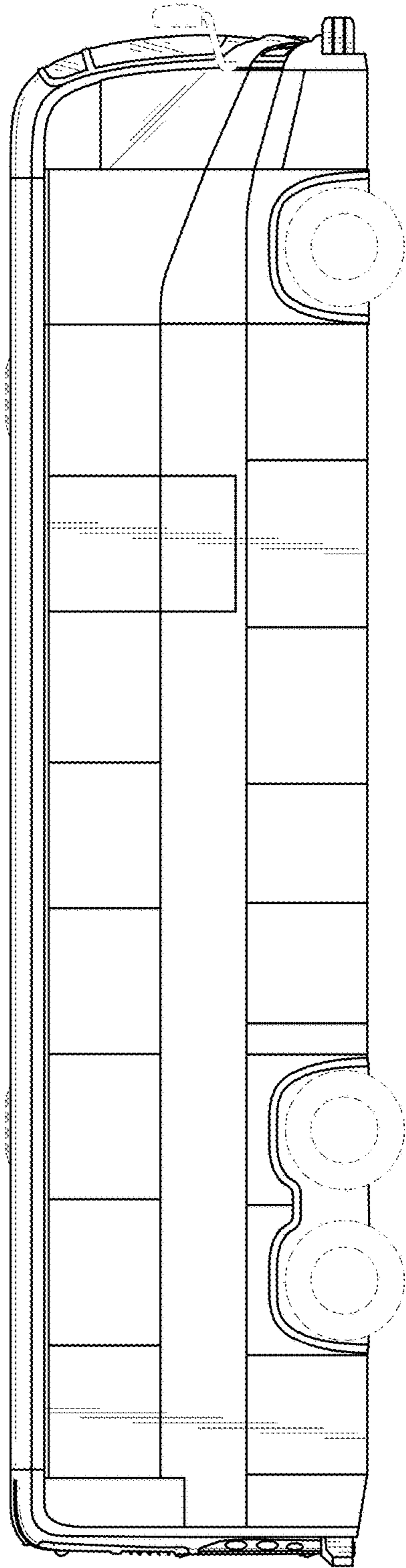


FIG. 6

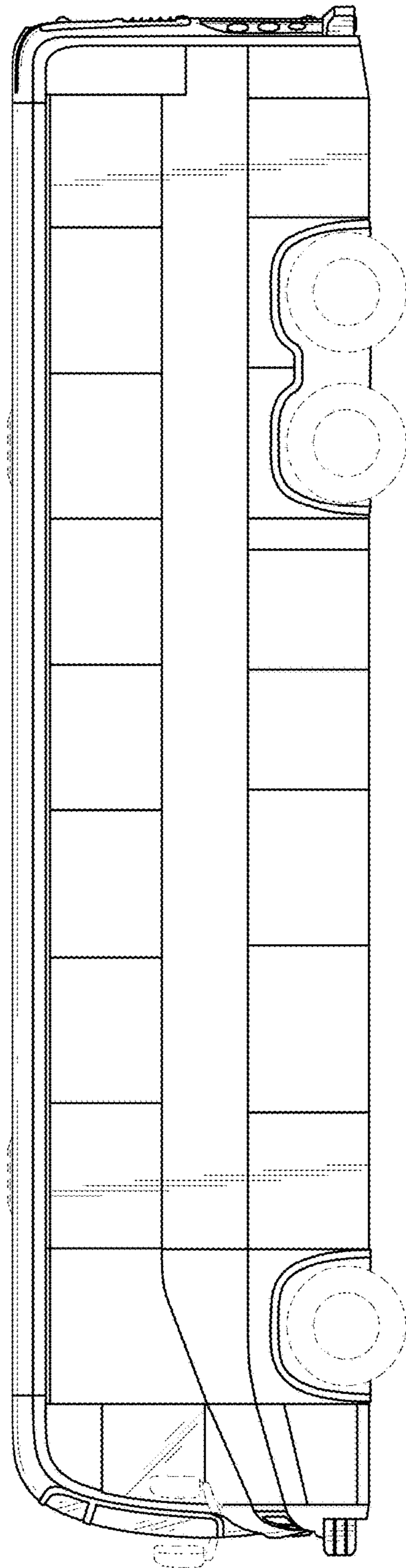


FIG. 7

