

US00D837680S

(12) **United States Design Patent** (10) **Patent No.:** **US D837,680 S**
Requate (45) **Date of Patent:** **** Jan. 8, 2019**

(54) **GIFT RECEPTACLE**

(71) Applicant: **Mary C. Requate**, Vero Beach, FL (US)

(72) Inventor: **Mary C. Requate**, Vero Beach, FL (US)

(**) Term: **15 Years**

(21) Appl. No.: **29/592,832**

(22) Filed: **Feb. 2, 2017**

(51) **LOC (11) Cl.** **11-05**

(52) **U.S. Cl.**
USPC **D11/126**

(58) **Field of Classification Search**
USPC D11/117, 121, 126, 130, 131, 132
CPC A47G 33/00; A47G 33/08; B44C 5/00;
B44C 5/04; B44C 7/00; A41B 11/00;
A41B 11/001
See application file for complete search history.

5,832,539 A * 11/1998 Williams A41B 11/005
2/239
D411,135 S * 6/1999 Jackson D11/117
D432,451 S * 10/2000 Turgeon D11/126
D462,148 S * 8/2002 Freedman D11/126
D498,429 S * 11/2004 Sotomura D11/126
D498,702 S * 11/2004 Hale D11/126
D552,013 S * 10/2007 Gilead D11/121
D573,059 S * 7/2008 LaSpada D11/121
D581,313 S * 11/2008 Requate D11/125
D636,544 S * 4/2011 Spurgeon D11/126
D727,672 S * 4/2015 Price D11/126
D739,765 S * 9/2015 Bryant D11/126
D802,471 S * 11/2017 Moore D11/126
2007/0125682 A1 * 6/2007 Requate A45C 11/00
206/575

* cited by examiner

Primary Examiner — Elizabeth J Oswecki
(74) *Attorney, Agent, or Firm* — H. John Rizvi; Gold & Rizvi, P.A.

(57) **CLAIM**

The ornamental design for a gift receptacle, as shown and described.

DESCRIPTION

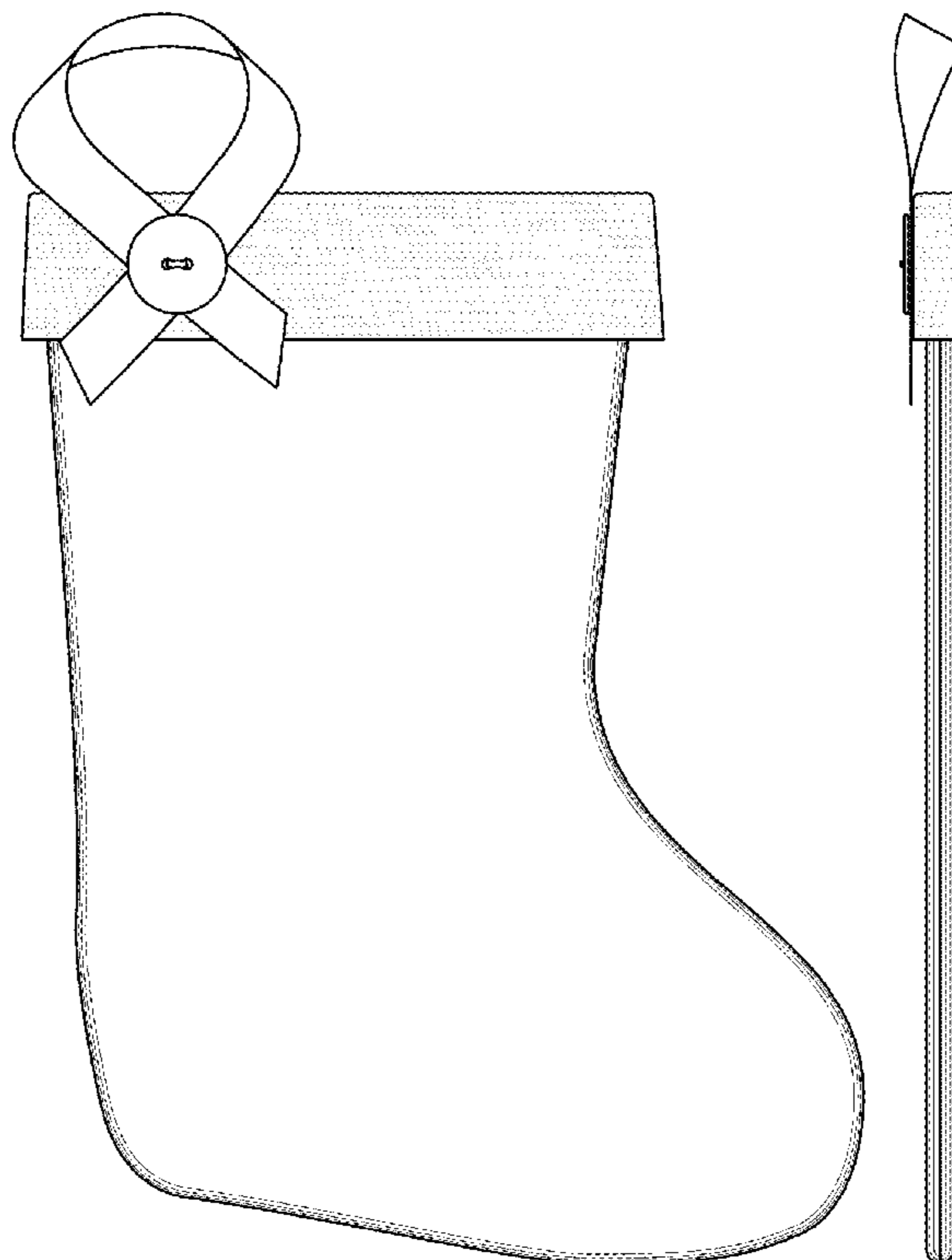
FIG. 1 is a front view of a gift receptacle, showing my new design;
FIG. 2 is a first, side view thereof;
FIG. 3 is a second, side view thereof;
FIG. 4 is a back view thereof;
FIG. 5 is a top view thereof; and,
FIG. 6 is a bottom view thereof.

1 Claim, 2 Drawing Sheets

(56) **References Cited**

U.S. PATENT DOCUMENTS

D42,346 S * 3/1912 Allen D11/126
D91,842 S * 3/1934 Reinhold D11/126
D122,183 S * 8/1940 Kingson D11/126
D126,831 S * 4/1941 Francis D11/126
D159,218 S * 7/1950 Margolin D11/126
D194,002 S * 11/1962 Pincus D11/126
D375,915 S * 11/1996 Skinner D11/126
D381,597 S * 7/1997 Gore D11/126
D381,927 S * 8/1997 Riggall D11/126



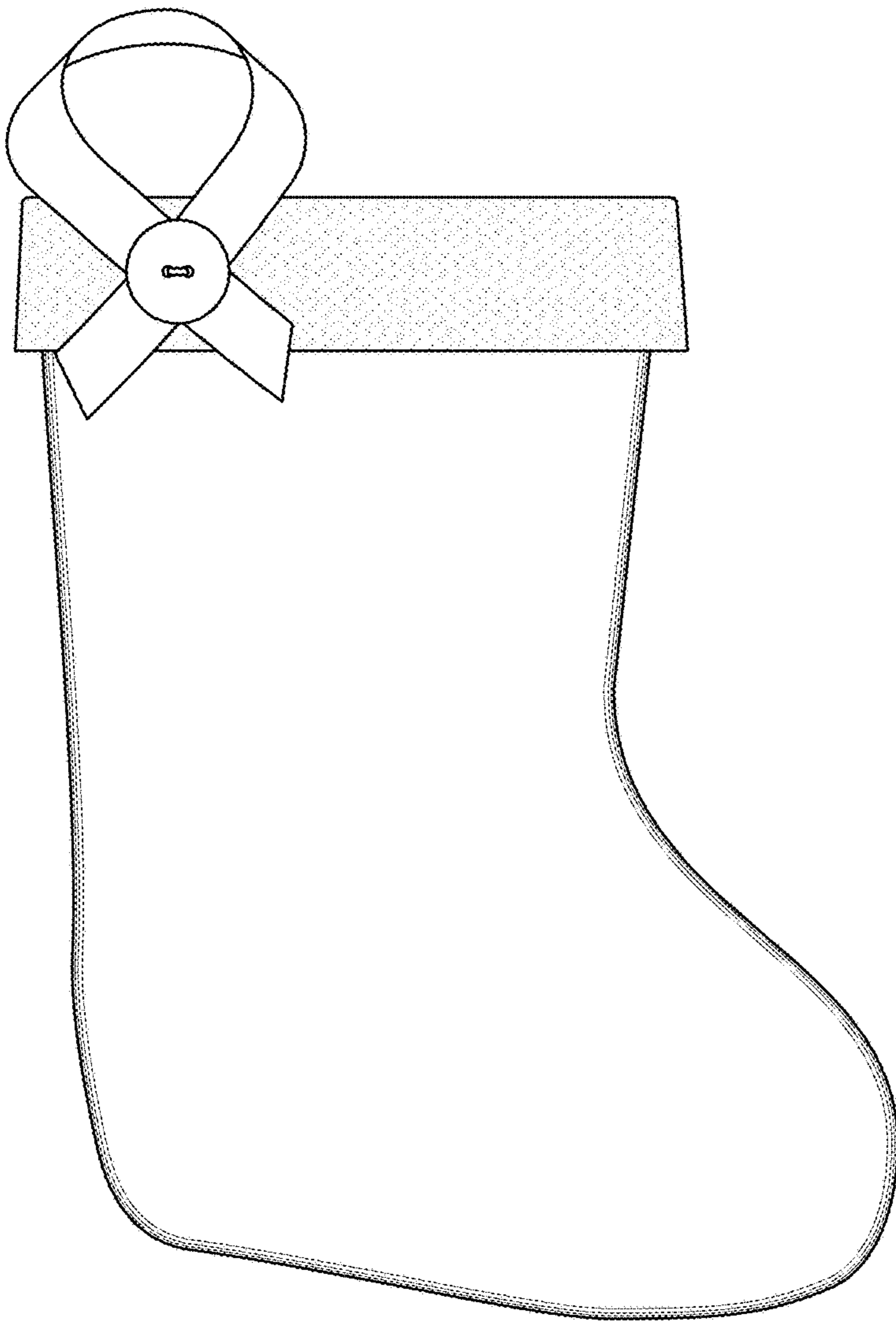


FIG. 1

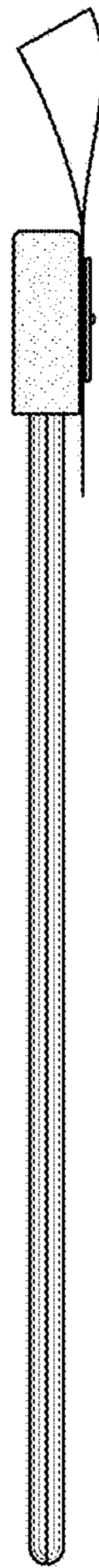


FIG. 2

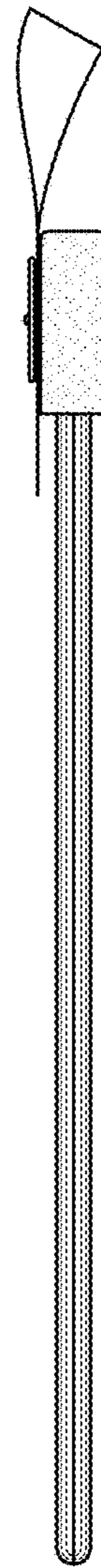


FIG. 3




FIG. 4




FIG. 5



FIG. 6