



US00D837677S

(12) **United States Design Patent**
Choi et al.

(10) **Patent No.:** **US D837,677 S**
(45) **Date of Patent:** **** Jan. 8, 2019**

- (54) **BRACELET**
- (71) Applicant: **MIMIAMO CO., LTD.**, Seoul (KR)
- (72) Inventors: **Min-Soo Choi**, Seoul (KR);
Chai-Young Park, Seoul (KR)
- (73) Assignee: **MIMIAMO CO., LTD.**, Seoul (KR)
- (**) Term: **15 Years**
- (21) Appl. No.: **29/617,271**
- (22) Filed: **Sep. 13, 2017**
- (51) **LOC (11) Cl.** **11-01**
- (52) **U.S. Cl.**
USPC **D11/4**
- (58) **Field of Classification Search**
USPC D11/1-45, 77, 91, 92; D14/344
CPC A44C 5/00; A44C 5/0007; A44C 5/0015;
A44C 5/0023; A44C 5/003; A44C
5/0038; A44C 5/0046; A44C 5/0053;
A44C 5/0061; A44C 5/0069; A44C
5/0084; A44C 5/0092; A44C 5/02; A44C
5/022; A44C 5/025; A44C 5/027; A44C
5/04; A44C 5/06; A44C 5/08; A44C 5/10;
A44C 5/12; A44C 13/00; A44C 7/00;
A44C 7/001; A44C 7/002; A44C 7/003;
A44C 9/00; A44C 9/0007; A44C 9/0015;
A44C 9/02
See application file for complete search history.

(56) **References Cited**

U.S. PATENT DOCUMENTS

- 1,616,215 A * 2/1927 Chilson A44C 5/145
D11/20
- D126,425 S * 4/1941 Bell D11/4
- D150,248 S * 7/1948 Orsatti D11/2

- D291,423 S * 8/1987 Lajoie D11/26
- D386,999 S * 12/1997 Kothari D11/4
- D405,381 S * 2/1999 Perrin D11/4
- D430,058 S * 8/2000 Barber D11/4
- D463,307 S * 9/2002 Charriol D11/3
- D497,567 S * 10/2004 Hardy 63/7
- D567,227 S * 4/2008 Hada D11/4
- D573,055 S * 7/2008 Galloway D11/5
- D655,637 S * 3/2012 Calderone D11/3
- D662,004 S * 6/2012 Hardy D11/3
- D677,191 S * 3/2013 Benjamin D11/4
- D704,588 S * 5/2014 Dipietro D11/27
- D720,642 S * 1/2015 Coin D11/3
- D742,273 S * 11/2015 Liberman D11/4
- D764,674 S * 8/2016 Quinn D11/27
- D769,766 S * 10/2016 Cohen D11/13
- 2005/0126224 A1 * 6/2005 Miley A44C 9/00
63/15

* cited by examiner

Primary Examiner — Cynthia Ramirez

Assistant Examiner — L. Martinez-Rivera

(74) *Attorney, Agent, or Firm* — Carter, Deluca, Farrell & Schmidt, LLP

(57) **CLAIM**

The ornamental design for a bracelet, as shown and described.

DESCRIPTION

FIG. 1 is a front perspective view of a bracelet in accordance with the present design;
 FIG. 2 is a front elevational view thereof, the rear elevational view being a mirror image thereof;
 FIG. 3 is a rear elevational view thereof;
 FIG. 4 is a top plan view thereof,
 FIG. 5 is a bottom view thereof;
 FIG. 6 is a left side elevational view thereof; and,
 FIG. 7 is a right side elevational thereof.

1 Claim, 7 Drawing Sheets





FIG. 1




FIG. 2




FIG. 3




FIG. 4




FIG. 5




FIG. 6




FIG. 7