



US00D837659S

(12) **United States Design Patent**
Iwai

(10) **Patent No.:** **US D837,659 S**
(45) **Date of Patent:** **** Jan. 8, 2019**

(54) **DEFROSTING SHEET**

(71) Applicant: **Kazuo Iwai**, Shiga (JP)

(72) Inventor: **Kazuo Iwai**, Shiga (JP)

(**) Term: **15 Years**

(21) Appl. No.: **29/559,233**

(22) Filed: **Mar. 25, 2016**

(30) **Foreign Application Priority Data**

Sep. 28, 2015 (JP) 2015-21257

(51) **LOC (11) Cl.** **09-05**

(52) **U.S. Cl.**
USPC **D9/702**

(58) **Field of Classification Search**
USPC D9/702-714, 414-415, 417-418, 737,
D9/424, 430-433, 730-732, 756, 761;
D7/549, 553.2, 590, 602; D3/201, 203.1,
D3/203.3, 303, 202; 206/527, 807, 260,
206/811, 103, 203, 207; 220/23.4, 500,
220/666; 229/120.02, 120.011, 87.06;
426/114-115, 119, 120, 231-232, 113;
222/92, 107, 215, 206; 432/152;
374/160, 187
CPC B65D 75/00; B65D 75/04; B65D 75/008;
B65D 75/14; B65D 33/00; B65D 33/008;
B65D 33/001; B65D 33/002; B65D
33/04; B65D 33/06; B65D 33/08; B65D
33/10; B65D 33/24
See application file for complete search history.

(56) **References Cited**

U.S. PATENT DOCUMENTS

5,368,093 A 11/1994 Takehashi
D450,443 S * 11/2001 Dorizas D3/201
D483,256 S * 12/2003 Thurston D9/663
D563,241 S * 3/2008 Nimey D9/705
D588,013 S * 3/2009 Tanaka D9/703

D601,038 S * 9/2009 Middleton-Schluter D9/709
7,799,063 B2 9/2010 Ingram et al.
D633,809 S * 3/2011 Bradley D9/703
D642,069 S * 7/2011 LaFauci D9/707
D710,212 S * 8/2014 Coleman D9/709
(Continued)

FOREIGN PATENT DOCUMENTS

JP 03133334 A 6/1991
JP 2001000102 A 1/2001
(Continued)

OTHER PUBLICATIONS

International Application No. PCT/JP2013/085365, International Search Report and Written Opinion dated Apr. 1, 2014.
(Continued)

Primary Examiner — Abraham Bahta


(57) **CLAIM**

The ornamental design for a defrosting sheet, as shown and described.

DESCRIPTION

FIG. 1 is a bottom perspective view of defrosting sheet showing my new design.
FIG. 2 is a top perspective view thereof.
FIG. 3 is a front view of the defrosting sheet in a folded condition.
FIG. 4 is a back view of FIG. 3.
FIG. 5 is a right-side view of the defrosting sheet in a folded condition; and,
FIG. 6 is a left-side view of the defrosting sheet in a folded condition.
Broken lines illustrated in the figures represent stitches and form part of the claimed design.
The thick dash-dash lines illustrated in bold in FIGS. 3 and 6 are part of the design.

1 Claim, 6 Drawing Sheets



(56)

References Cited

U.S. PATENT DOCUMENTS

D783,416 S * 4/2017 Bray D9/709
2003/0068968 A1 4/2003 Iwai
2008/0164265 A1 7/2008 Conforti

FOREIGN PATENT DOCUMENTS

JP 3079675 8/2001
JP 2001231526 8/2001
JP 2004093111 3/2004
JP 2005185208 7/2005
JP 2012122684 6/2012

OTHER PUBLICATIONS

JP 3079675U Google Patents Translation.
Non—Oxide Ceramics—Silicon Carbide. Apr. 6, 2012. Retrieved
from < <https://web.archive.org/web/20120406071209/http://www.ceramtec.com:80/ceramic-materials/silicon-carbide/>>.

JP 3079675U Proquest Translation.

JP 2001000102A Espacenet Translation.

JP 2001079675 U USPTO Translation.

* cited by examiner




FIG. 1

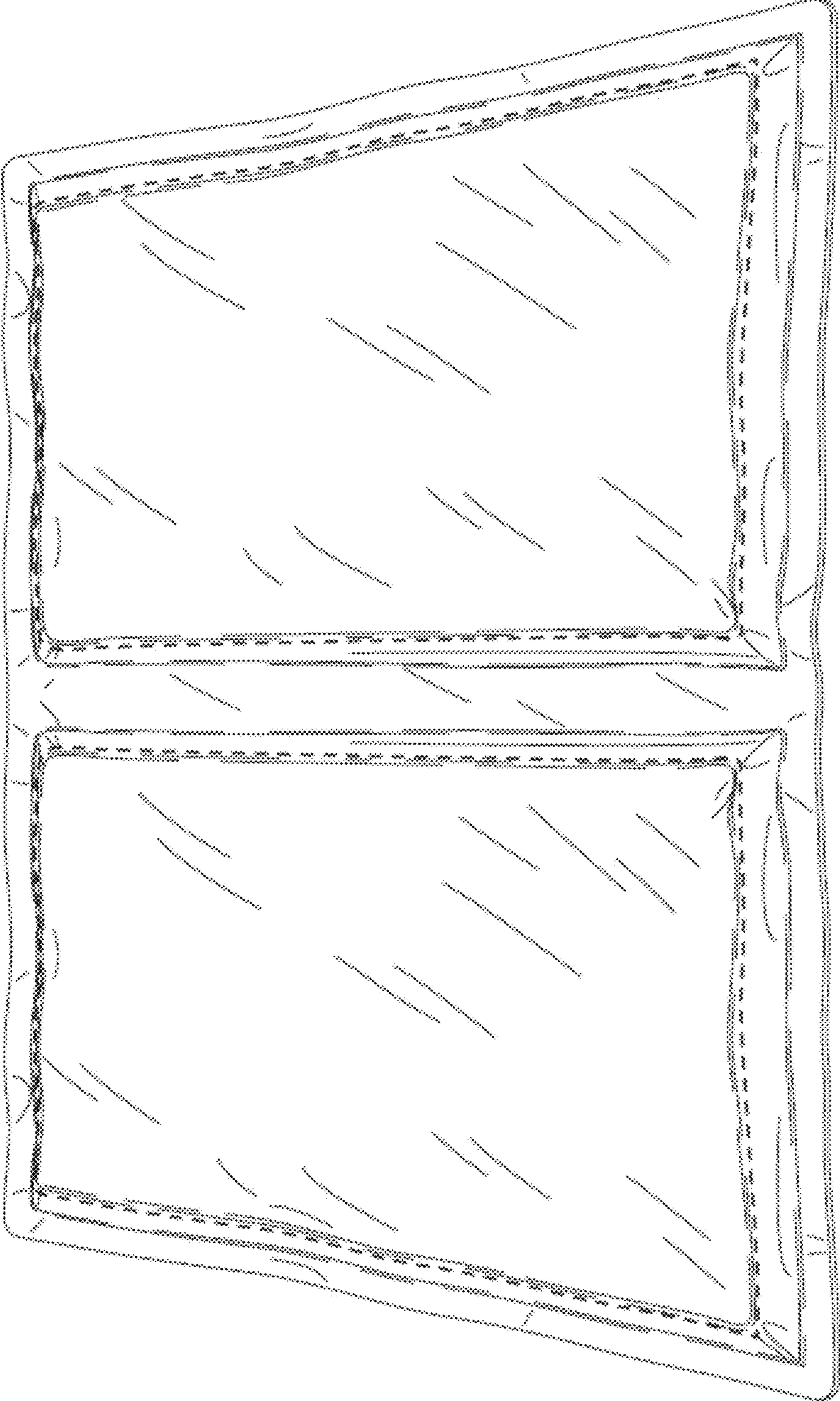


FIG. 2

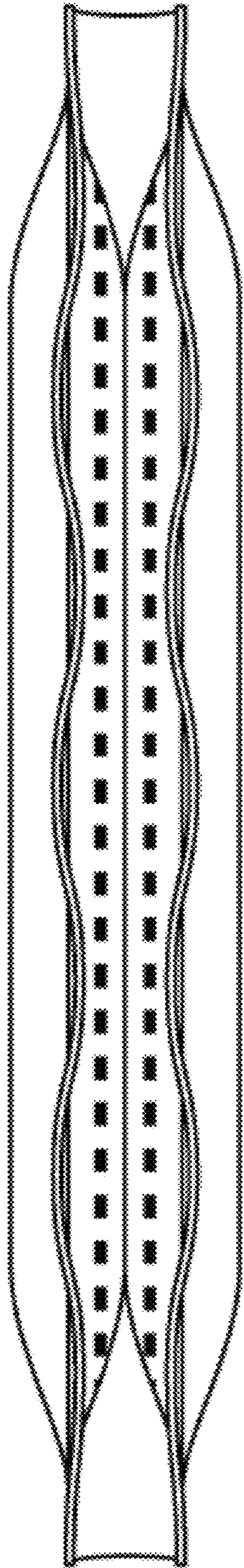


FIG. 3




FIG. 4

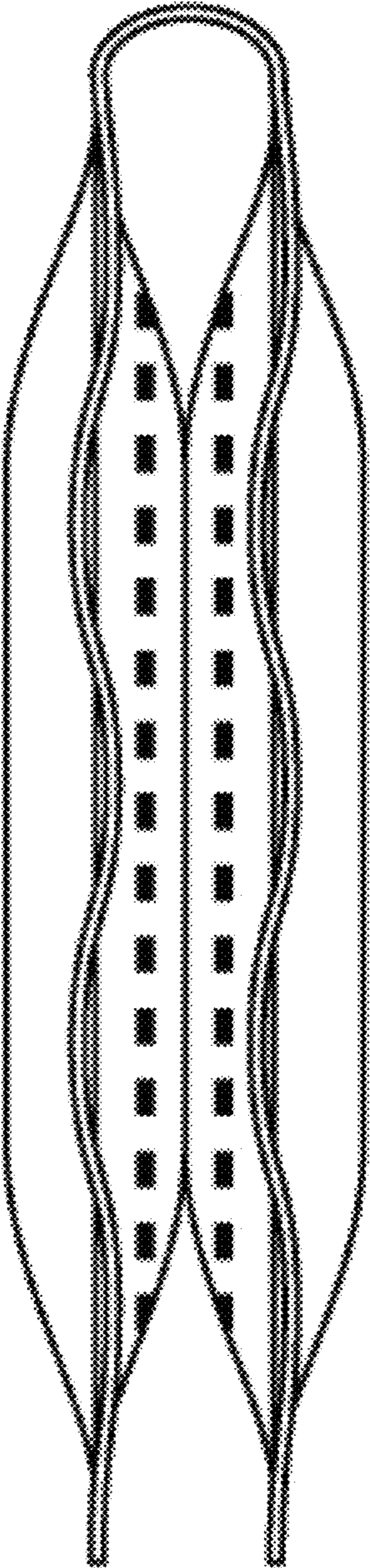


FIG. 5

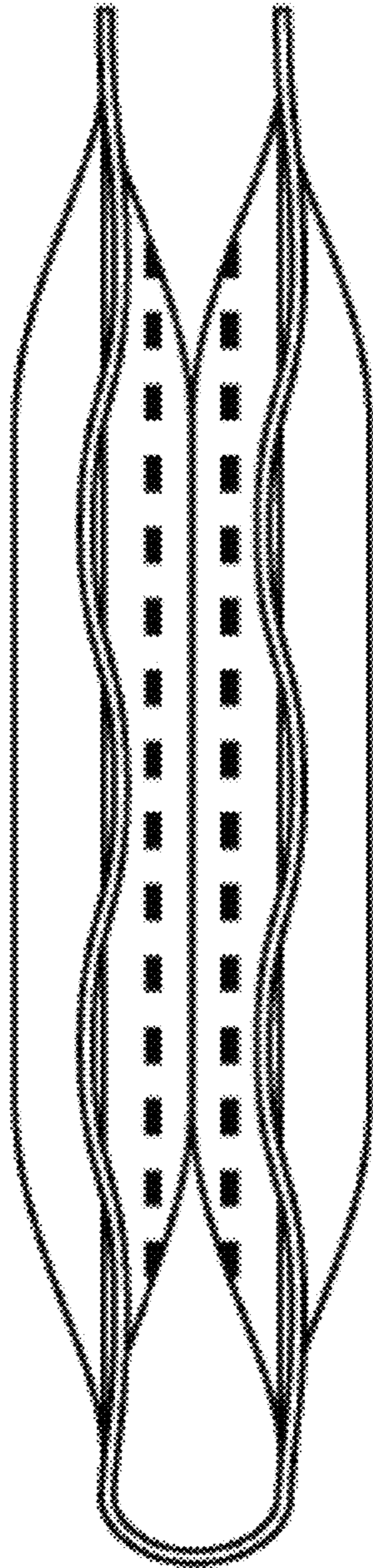


FIG. 6