



US00D837641S

(12) **United States Design Patent** (10) **Patent No.:** **US D837,641 S**
Ksiazek et al. (45) **Date of Patent:** **** Jan. 8, 2019**

(54) **TOWEL CLIP**
(71) Applicant: **O2COOL, LLC**, Chicago, IL (US)
(72) Inventors: **Michael Ksiazek**, Burr Ridge, IL (US);
Luis Lahens, Boca Raton, FL (US);
Mak Shek Fung, Hong Kong (CN)
(73) Assignee: **O2COOL, LLC**, Chicago, IL (US)
(**) Term: **15 Years**
(21) Appl. No.: **29/599,890**
(22) Filed: **Apr. 7, 2017**
(51) **LOC (11) Cl.** **08-08**
(52) **U.S. Cl.**
USPC **D8/395**
(58) **Field of Classification Search**
USPC D8/349, 382, 394, 395, 398; D23/367;
D26/125
CPC .. A47G 25/485; B65D 33/1675; D06F 55/02;
F16B 2/10; F16B 2/20
See application file for complete search history.

D671,823 S * 12/2012 van der Lande D8/395
D671,824 S * 12/2012 van der Lande D8/395
D671,825 S * 12/2012 van der Lande D8/395
D690,459 S * 9/2013 Asquith D26/125
D697,396 S * 1/2014 Goodman D8/395
D697,397 S * 1/2014 Goodman D8/395
D705,646 S * 5/2014 Finn D8/395
D706,616 S * 6/2014 Katz D8/394
D707,546 S * 6/2014 Katz D8/394
D714,681 S * 10/2014 Katz D11/215
D720,816 S * 1/2015 Nelson D21/453
D721,948 S * 2/2015 Hellkamp D8/395
D725,462 S * 3/2015 Zilisch D8/395
D743,245 S * 11/2015 Roeters D8/395
D750,476 S * 3/2016 Huang D8/395
D751,377 S * 3/2016 Duffy D8/395

(Continued)

Primary Examiner — John Windmuller
Assistant Examiner — Steven Czyz
(74) *Attorney, Agent, or Firm* — Thompson Coburn LLP

(57) **CLAIM**

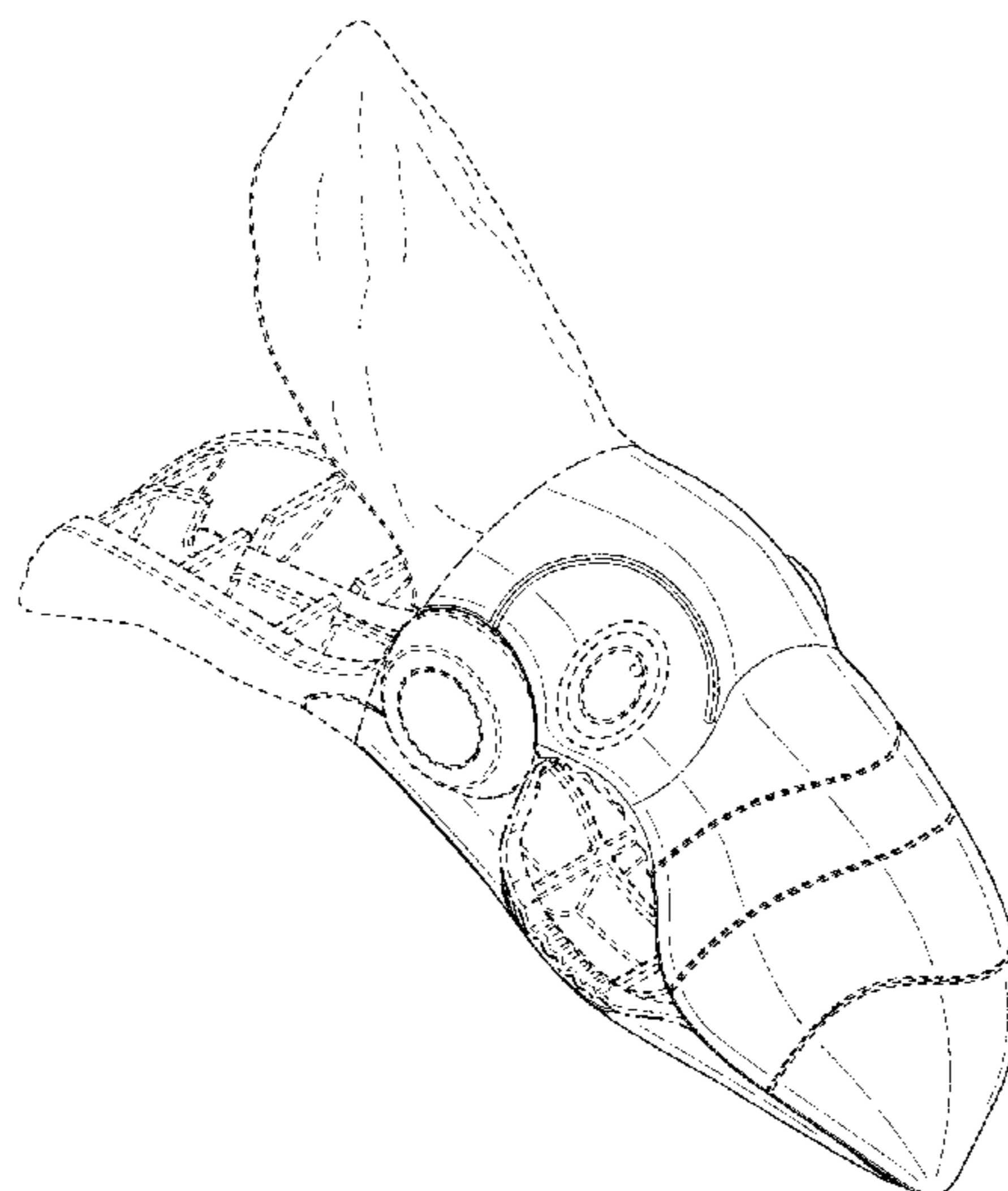
The ornamental design for a towel clip, as shown and described.

DESCRIPTION

FIG. 1 is a perspective view of a towel clip showing our new design;
FIG. 2 is another perspective view thereof;
FIG. 3 is a front view thereof;
FIG. 4 is a rear view thereof;
FIG. 5 is a left side view thereof;
FIG. 6 is a right side view thereof;
FIG. 7 is a top view thereof; and,
FIG. 8 is a bottom view thereof.
The dot-dash-dot lines in the drawings represent the boundary of the claim and form no part of the claimed design. The broken lines depict portions of the article that form no part of the claimed design.

1 Claim, 7 Drawing Sheets

(56) **References Cited**
U.S. PATENT DOCUMENTS
D249,128 S * 8/1978 Stookey 10/74
D299,006 S * 12/1988 Mednick D21/599
D365,017 S * 12/1995 Rohrig D8/394
D414,006 S * 9/1999 Ancona D21/597
D477,528 S * 7/2003 Adams D19/65
D477,987 S * 8/2003 Adams D19/65
D477,988 S * 8/2003 Adams D19/65
D533,804 S * 12/2006 Anastasiadis D11/84
D561,573 S * 2/2008 Hyde D8/395
D612,455 S * 3/2010 Henderson D21/597
D614,246 S * 4/2010 Cohen 21/472
D622,784 S * 8/2010 Cohen 10/46.2
D631,103 S * 1/2011 Cohen 21/472
D670,998 S * 11/2012 Lavoie D8/395
D671,822 S * 12/2012 van der Lande D8/395



(56)

References Cited

U.S. PATENT DOCUMENTS

D752,965	S	*	4/2016	Blaney	D8/394
D752,966	S	*	4/2016	Katz	D8/395
D752,967	S	*	4/2016	Katz	D8/395
D753,775	S	*	4/2016	Majure Maysan	D21/597
D755,620	S	*	5/2016	Li	D8/395
D787,926	S	*	5/2017	Cramer	D8/394
D794,437	S	*	8/2017	Zinser	D8/395
D795,050	S	*	8/2017	Kim	D8/395
D796,945	S	*	9/2017	Stokeley	D8/395
D798,139	S	*	9/2017	Giannatti	D8/394
D799,022	S	*	10/2017	Ksiazek	23/411
D799,951	S	*	10/2017	Habraken	D8/395

* cited by examiner

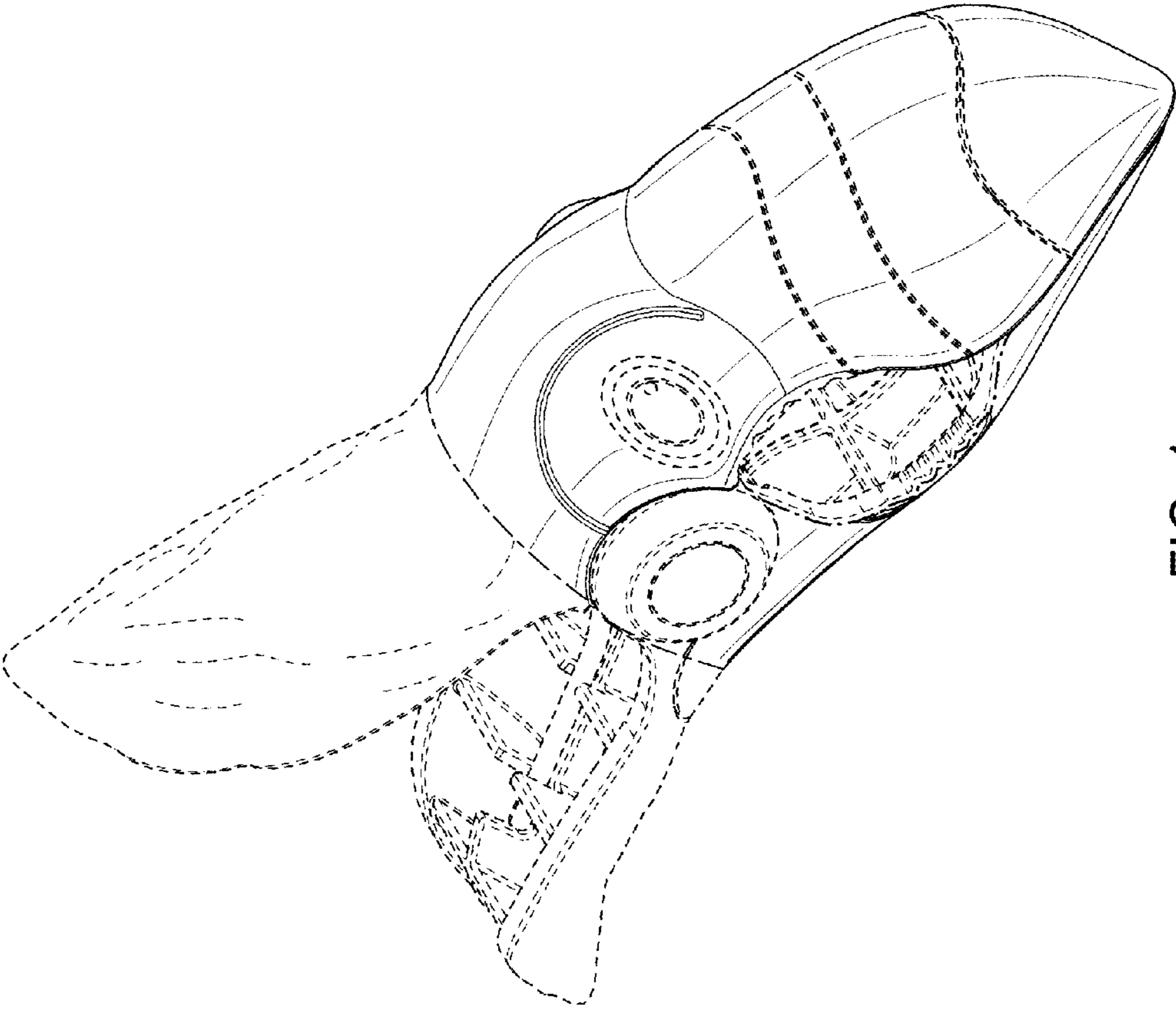


FIG. 1

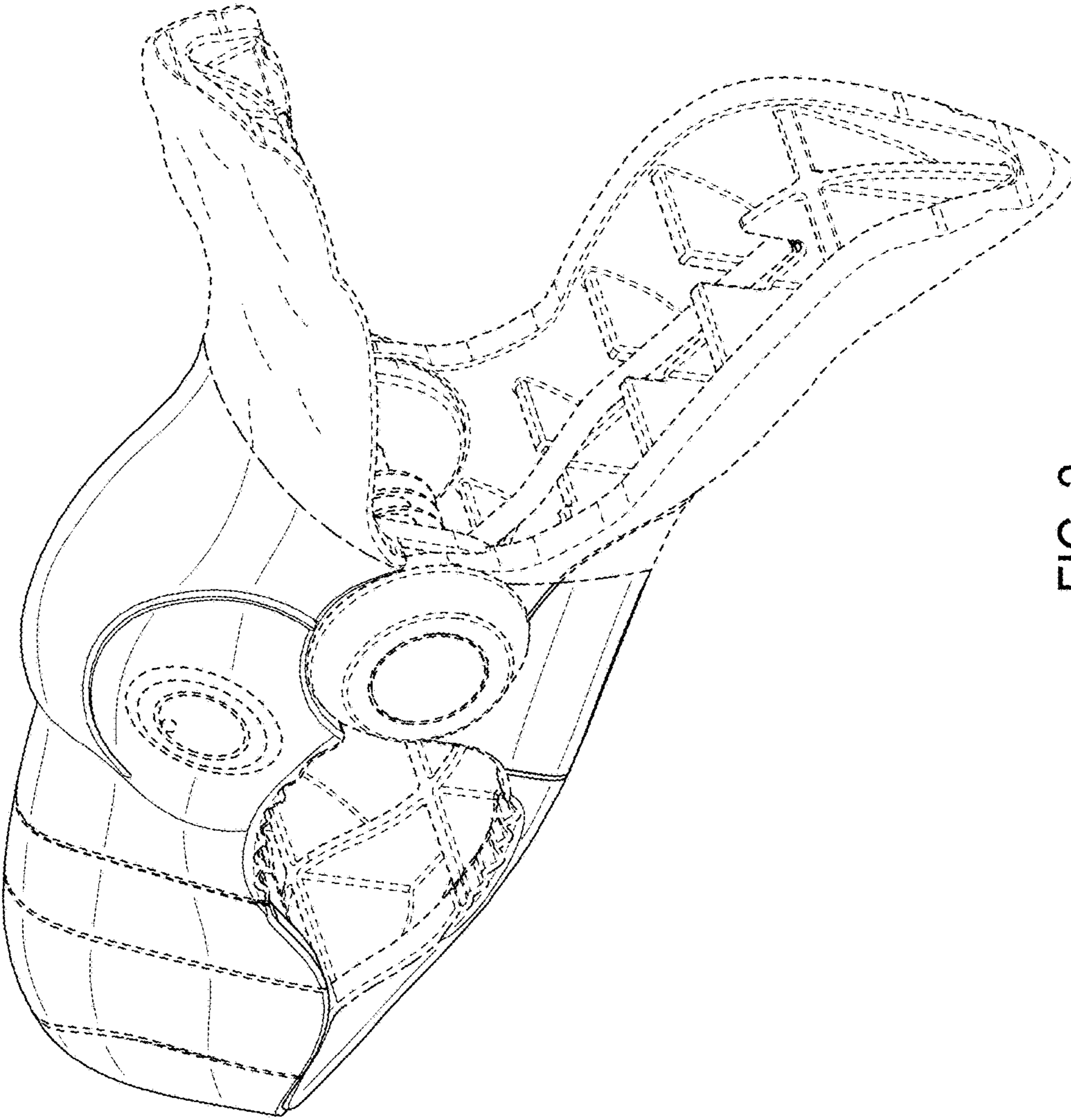


FIG. 2

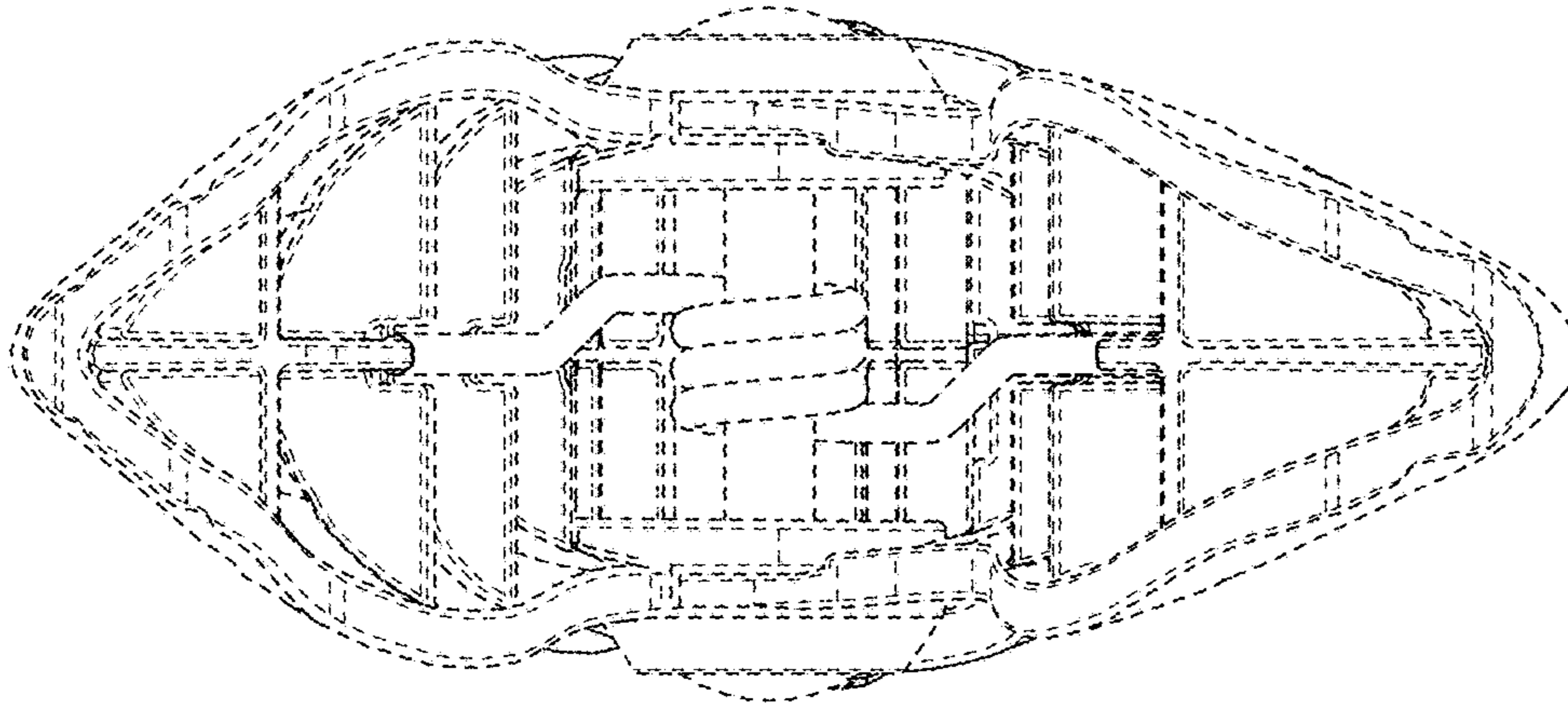


FIG. 4

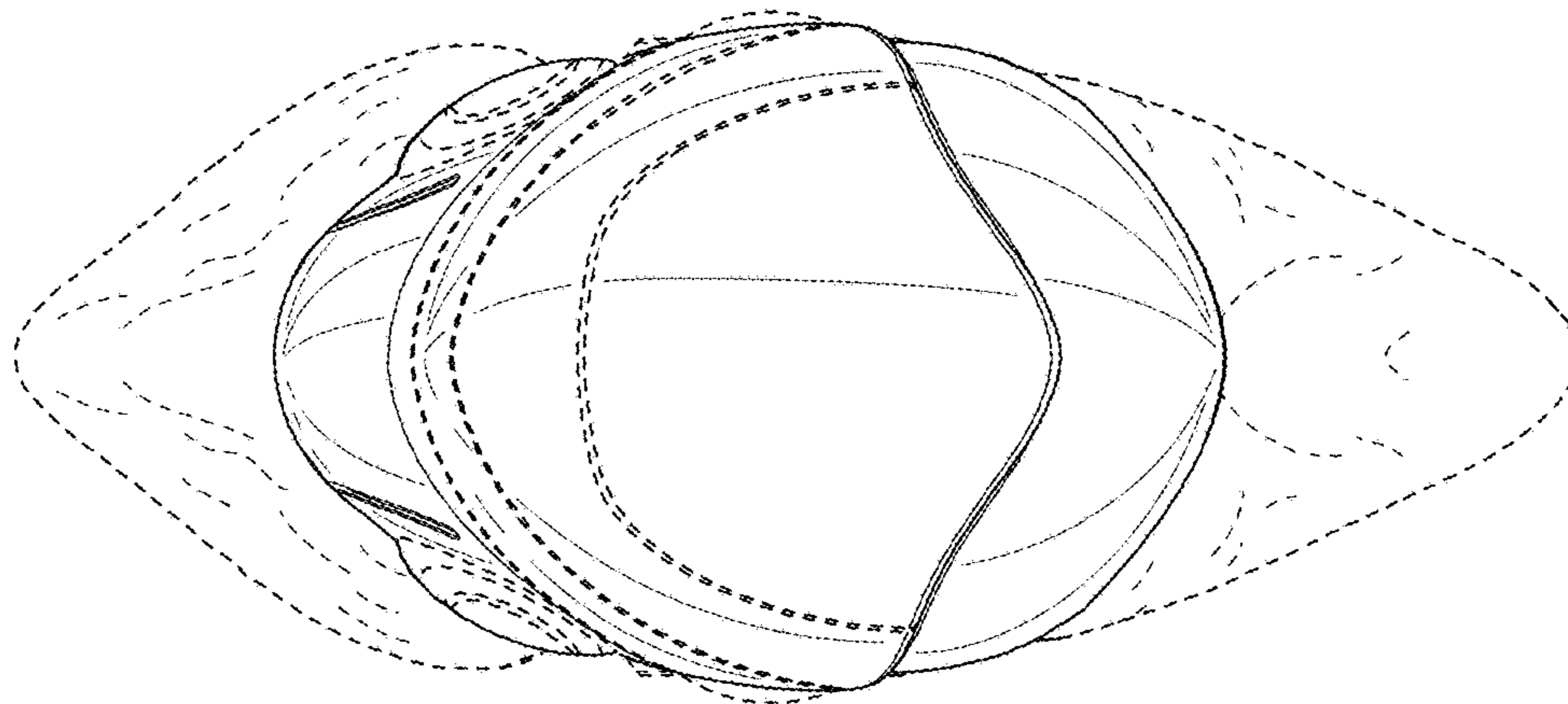


FIG. 3

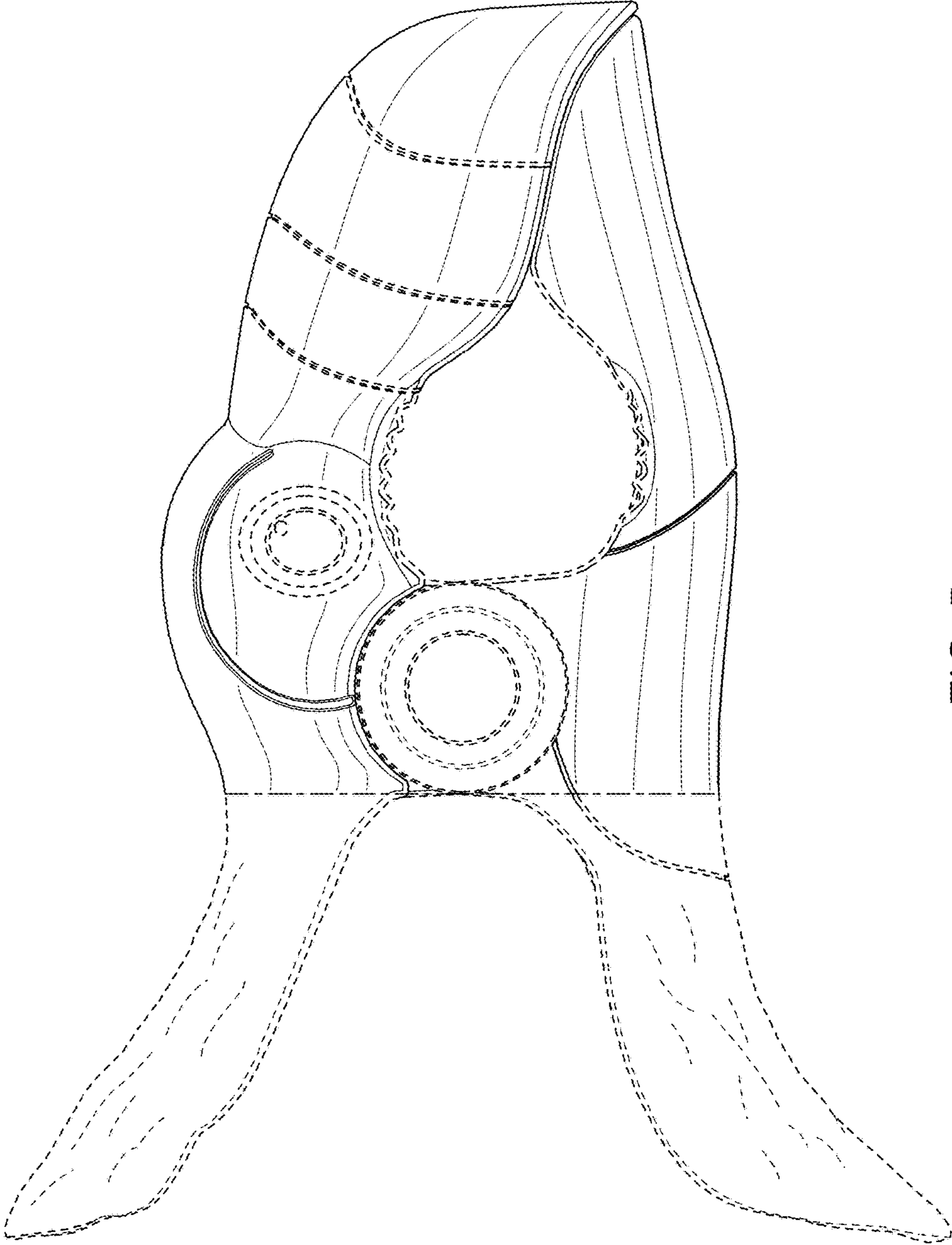


FIG. 5

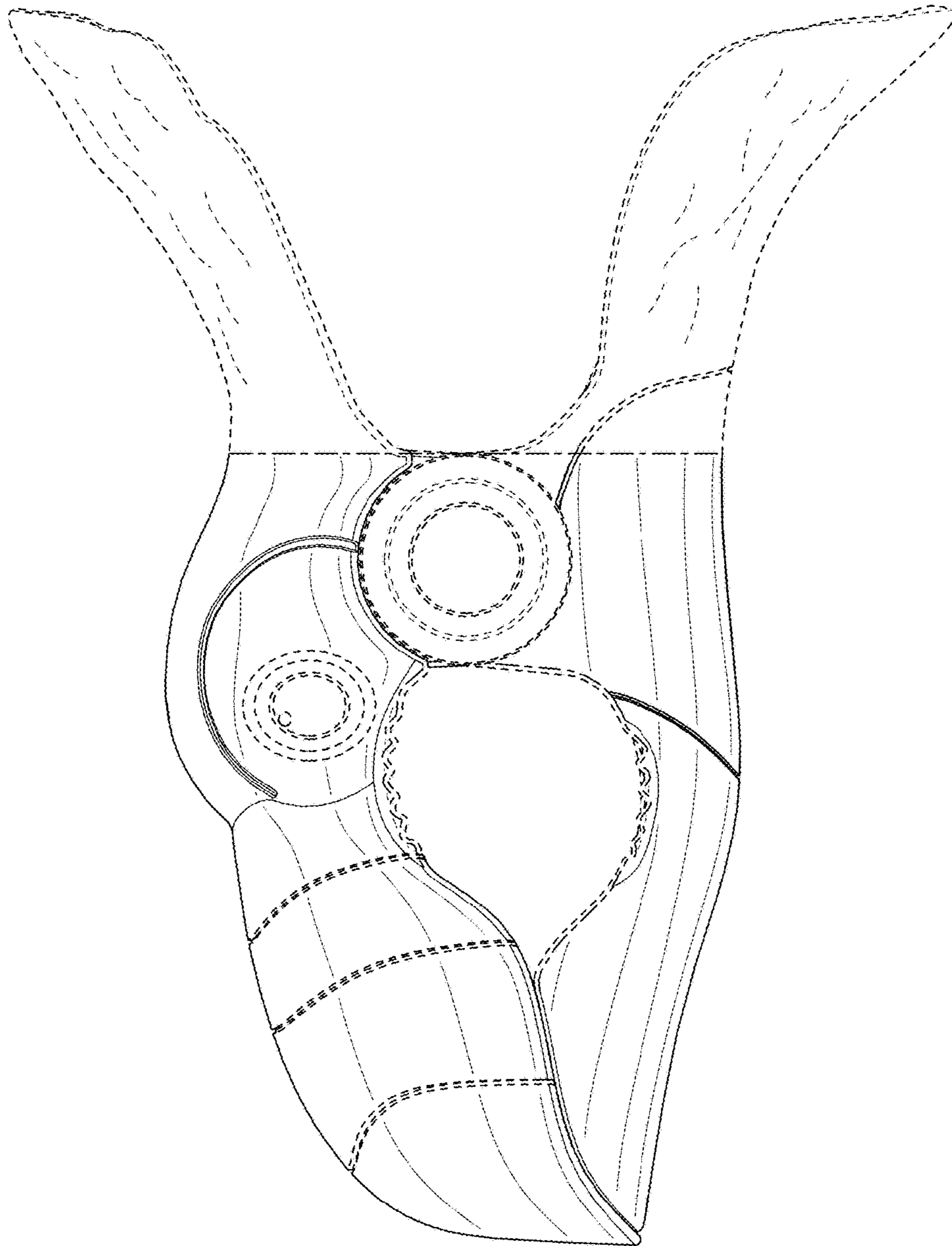


FIG. 6

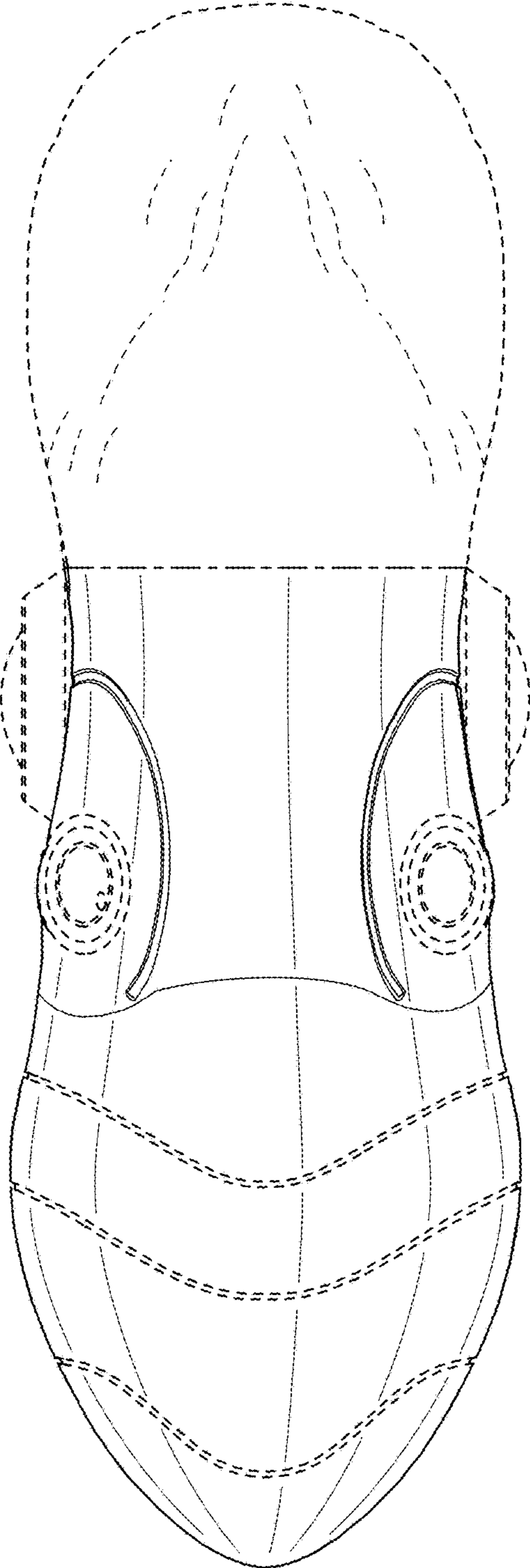


FIG. 7

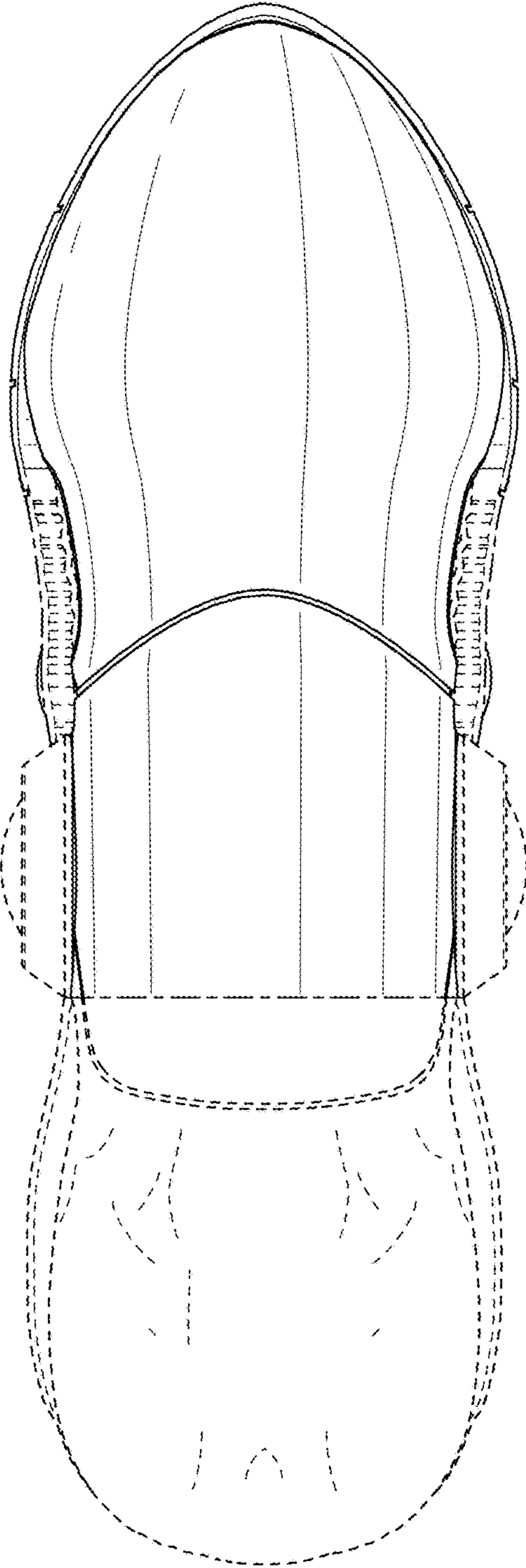


FIG. 8