



US00D837636S

(12) **United States Design Patent**  
**Wersland et al.**

(10) **Patent No.:** **US D837,636 S**  
(45) **Date of Patent:** **\*\* Jan. 8, 2019**

(54) <b>CONNECTOR</b>	5,873,540 A * 2/1999 Hardin ..... B65H 75/143 206/406
(71) Applicant: <b>THERAGUN, LLC</b> , Beverly Hills, CA (US)	6,234,418 B1 * 5/2001 Donaldson ..... B65H 75/28 191/12.2 R
(72) Inventors: <b>Jason Wersland</b> , Manhattan Beach, CA (US); <b>Michael Waldron</b> , Dunnington (GB); <b>Geert Ensing</b> , Shanghai (CN)	6,966,791 B1 * 11/2005 Farr ..... B65H 75/406 206/303
(73) Assignee: <b>THERAGUN, LLC</b> , Beverly Hills, CA (US)	7,077,693 B1 * 7/2006 Symons ..... H01R 13/72 191/12.4
(**) Term: <b>15 Years</b>	D539,117 S * 3/2007 Sealey ..... D8/349
(21) Appl. No.: <b>29/639,298</b>	D542,123 S * 5/2007 Symons ..... D8/356
(22) Filed: <b>Mar. 5, 2018</b>	D554,017 S * 10/2007 Hampton ..... D10/119.1
	7,399,199 B2 * 7/2008 Symons ..... H01R 13/72 439/242
	D591,678 S * 5/2009 Whitley ..... D13/133
	D598,480 S * 8/2009 Kanemitsu ..... D15/148
	7,654,484 B2 * 2/2010 Mogensen ..... A61M 5/1418 242/402
	7,686,830 B2 * 3/2010 Collier ..... A61B 17/0401 24/115 N

(Continued)

**Related U.S. Application Data**

- (63) Continuation-in-part of application No. 15/647,050, filed on Jul. 11, 2017.
- (51) **LOC (11) Cl.** ..... **09-06**
- (52) **U.S. Cl.**  
USPC ..... **D8/356**
- (58) **Field of Classification Search**  
USPC ..... D8/356, 354, 349; D13/155; 320/107;  
403/322.2  
CPC ..... H02J 7/0026; H02J 7/0021; H02J 7/0027;  
Y02E 60/12; F16B 45/00; F16B 7/042  
See application file for complete search history.

**References Cited**

**U.S. PATENT DOCUMENTS**

3,062,475 A * 11/1962 Miller, Jr. ....	A01K 97/06 242/404.3
4,150,798 A * 4/1979 Aragon .....	H02G 11/02 191/12.2 R
4,390,142 A * 6/1983 Cheng .....	H02G 11/02 242/388.1

*Primary Examiner* — Cynthia R Underwood

(74) *Attorney, Agent, or Firm* — Jeffer Mangels Butler & Mitchell LLP; Brennan C. Swain, Esq.

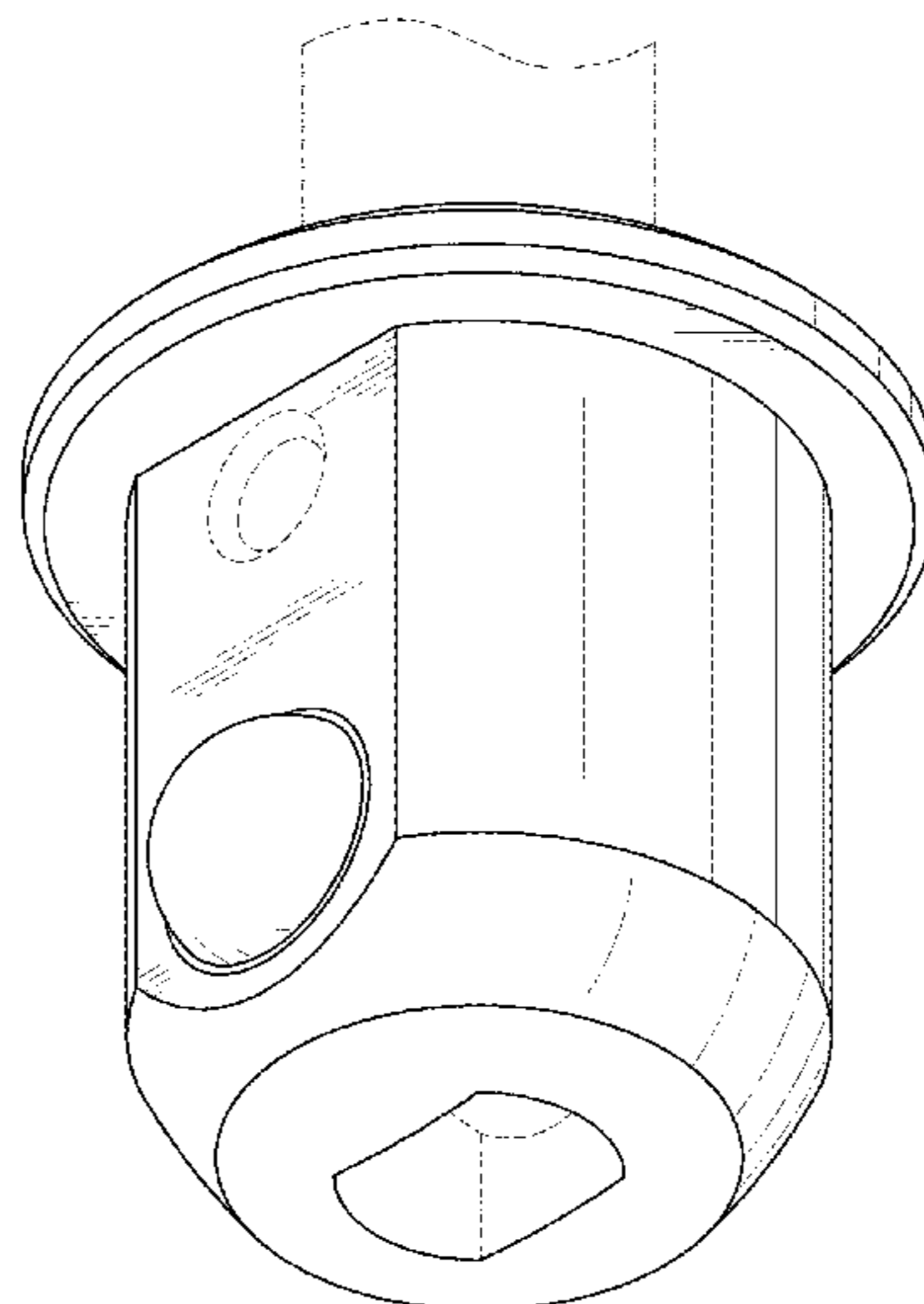
**CLAIM**

(57) The ornamental design for a connector, as shown and described.

**DESCRIPTION**

FIG. 1 is a perspective view of the present invention;  
 FIG. 2 is a right side elevational view of the present invention shown in FIG. 1, the left side elevational view being a mirror image thereof;  
 FIG. 3 is a front elevational view of the present invention shown in FIG. 1, the rear elevational view being a mirror image thereof;  
 FIG. 4 is a bottom plan view of the present invention shown in FIG. 1; and,  
 FIG. 5 is a top plan view of the present invention shown in FIG. 1.

**1 Claim, 5 Drawing Sheets**



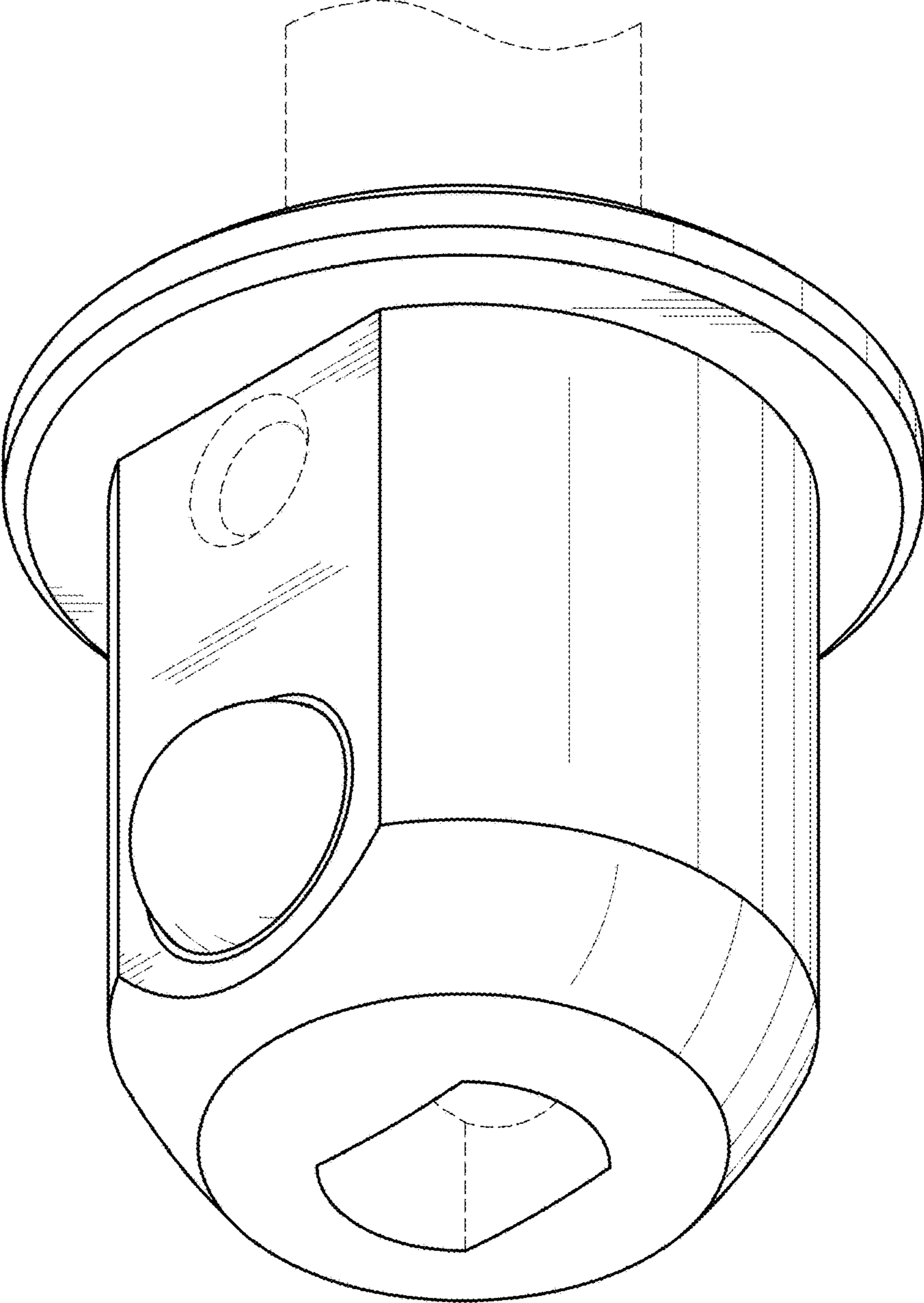
(56)

References Cited

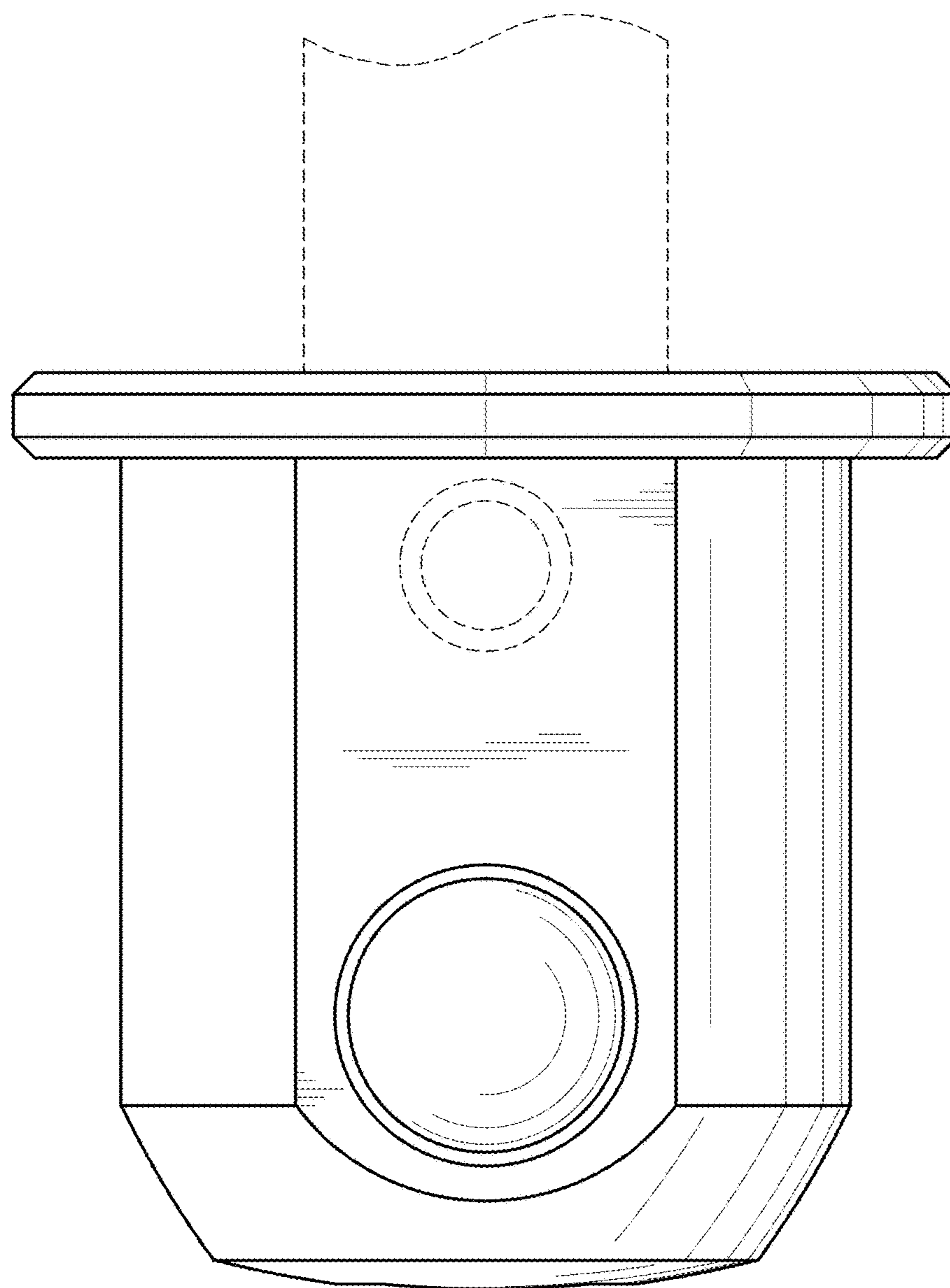
U.S. PATENT DOCUMENTS

D631,730 S \* 2/2011 Skillman ..... B65H 75/143  
D8/356  
D644,306 S \* 8/2011 Douglass, III ..... D23/269  
D645,334 S \* 9/2011 Kanemitsu ..... D8/360  
D685,771 S \* 7/2013 Bertenthal ..... D14/223  
8,474,105 B2 \* 7/2013 Naquin ..... B63B 21/20  
24/115 R  
D716,640 S \* 11/2014 Martinson ..... D8/356  
D722,621 S \* 2/2015 Gray ..... D15/28  
D735,020 S \* 7/2015 Bradford ..... D8/356  
9,187,291 B2 \* 11/2015 Alexandre ..... B65H 75/34  
D748,455 S \* 2/2016 Symons ..... D8/356  
9,255,591 B2 \* 2/2016 Carnevali ..... F16D 1/116  
9,416,805 B2 \* 8/2016 Cascolan ..... H01F 7/124  
9,556,914 B2 \* 1/2017 Dupere ..... E21B 17/046  
D779,435 S \* 2/2017 Callahan ..... H02G 3/12  
D13/139.4  
2002/0145073 A1 \* 10/2002 Swanson ..... A61F 15/002  
242/588.3  
2003/0122023 A1 \* 7/2003 Pitcher ..... B65H 75/143  
242/388.1  
2004/0178398 A1 \* 9/2004 Miller ..... F16H 55/44  
254/390  
2008/0200064 A1 \* 8/2008 Chong ..... H02G 3/22  
439/571  
2011/0036676 A1 \* 2/2011 Skillman ..... B65H 75/143  
191/12.4  
2012/0305868 A1 \* 12/2012 Callahan ..... H02G 3/12  
254/134.3 R

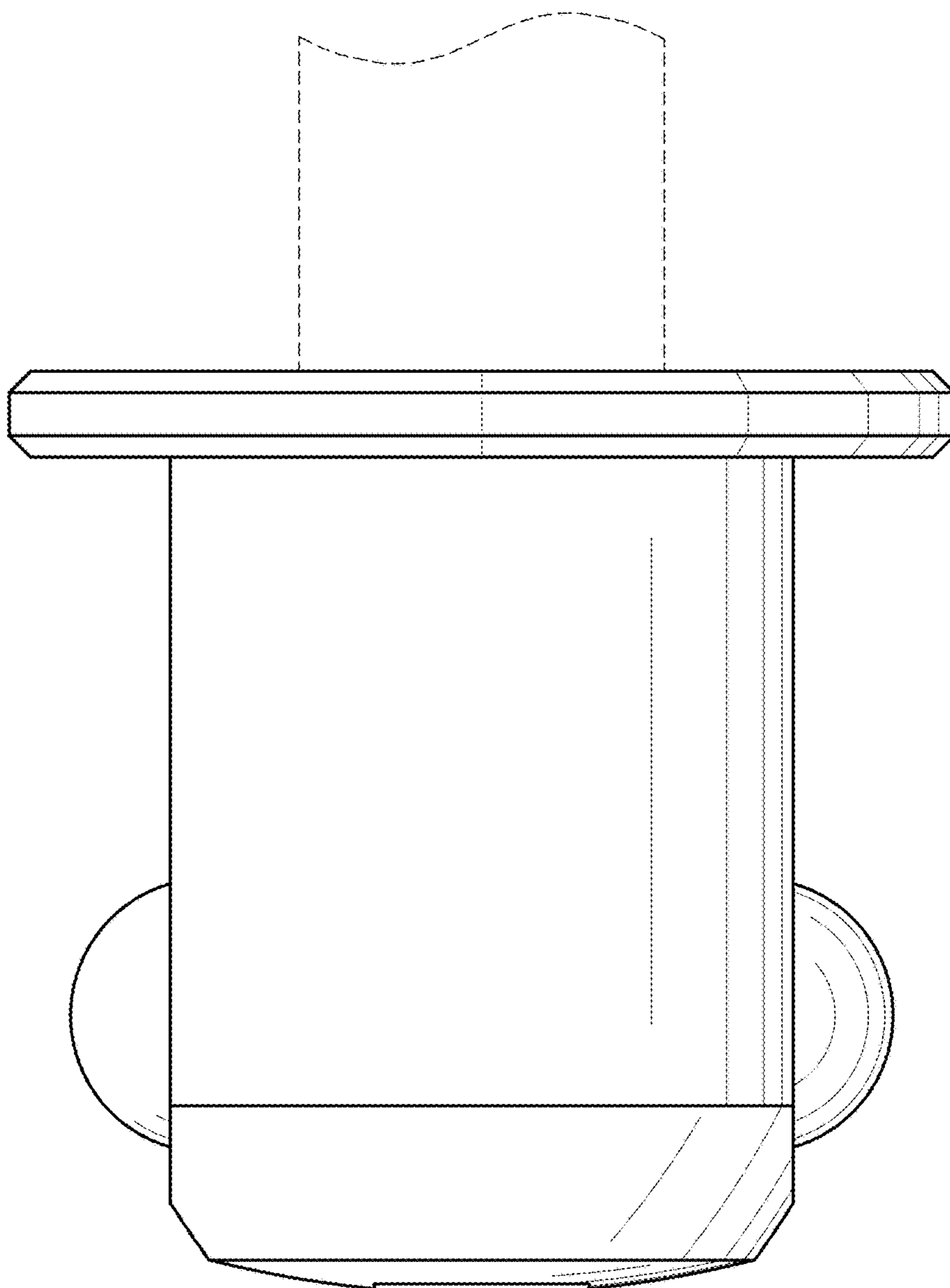
\* cited by examiner



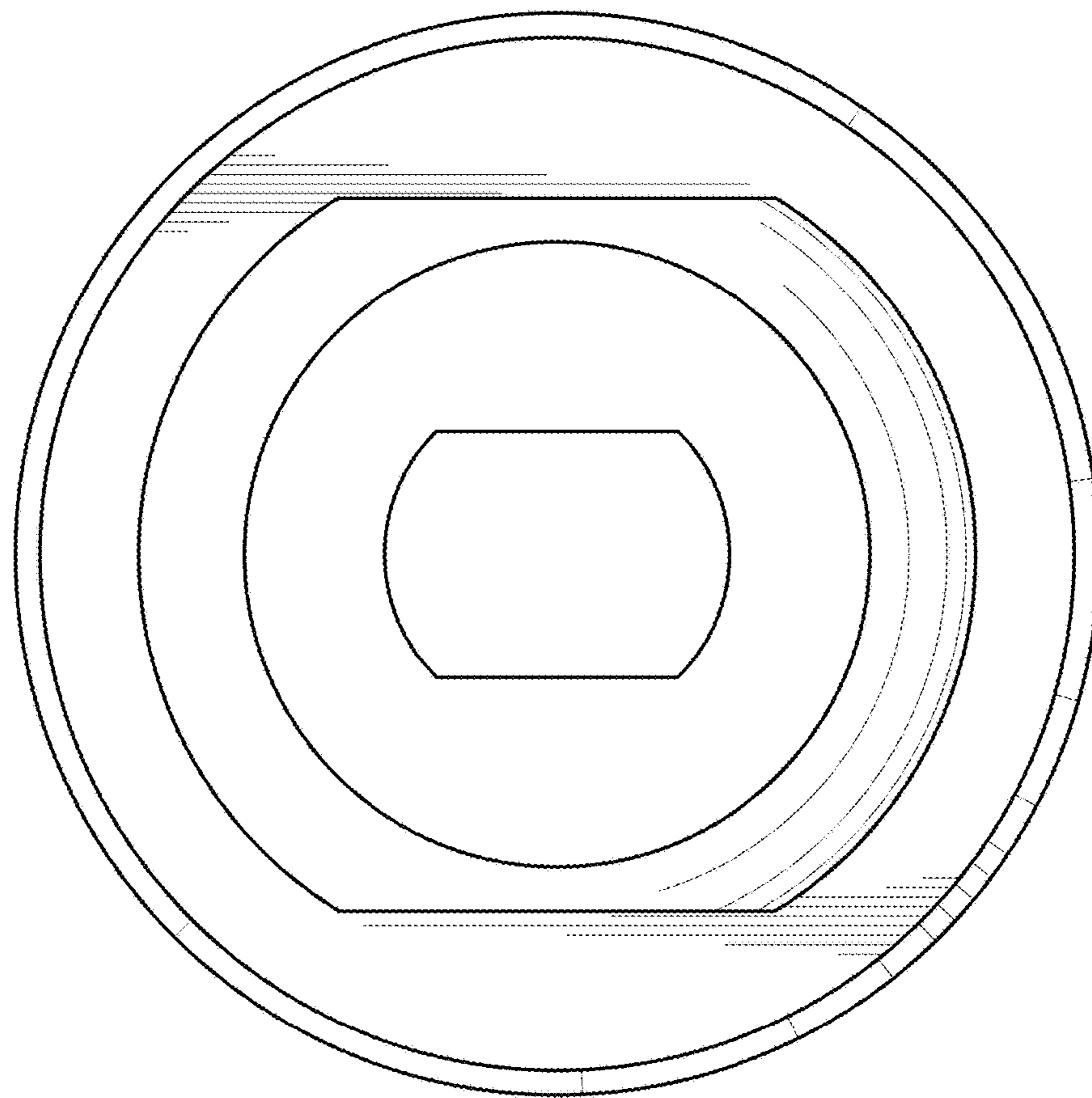
*FIG. 1*



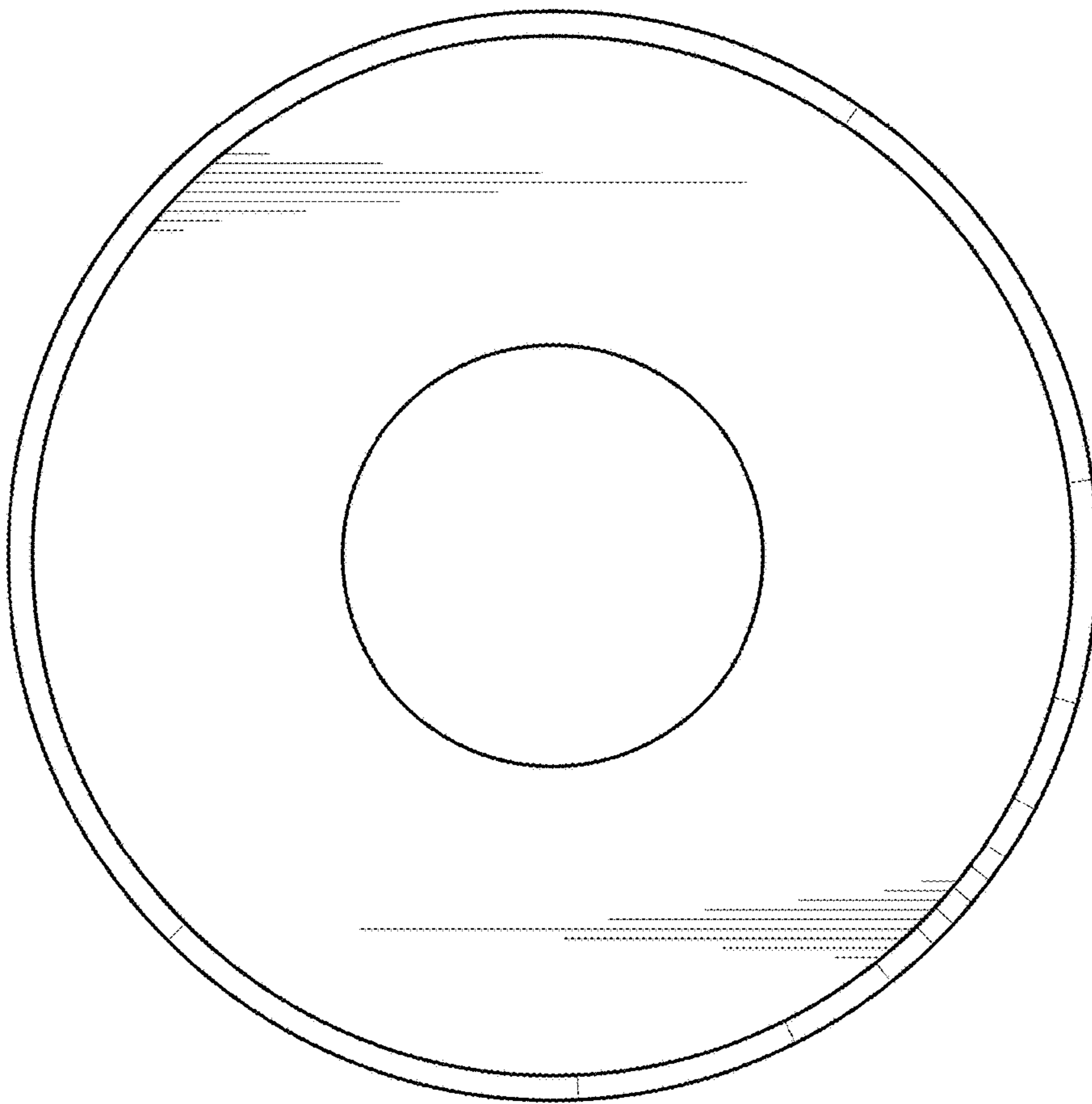
*FIG. 2*



*FIG. 3*



*FIG. 4*



*FIG. 5*