



US00D837635S

(12) **United States Design Patent** (10) **Patent No.:** **US D837,635 S**
Petzl (45) **Date of Patent:** **** Jan. 8, 2019**

(54) **CLIMBING APPARATUS**

(71) Applicant: **ZEDEL**, Crolles (FR)

(72) Inventor: **Paul Petzl**, Barraux (FR)

(73) Assignee: **ZEDEL**, Crolles (FR)

(**) Term: **15 Years**

(21) Appl. No.: **29/634,102**

(22) Filed: **Jan. 18, 2018**

(30) **Foreign Application Priority Data**

Jul. 18, 2017 (EP) 004109270-0001

(51) **LOC (11) Cl.** **09-06**

(52) **U.S. Cl.**
USPC **D8/356**

(58) **Field of Classification Search**
USPC D8/356, 354, 349
CPC B65H 57/16; E02D 5/803; B63B 21/045;
B63B 59/02; B60D 1/18; B60P 1/103;
B60P 7/0823; Y10T 24/3918; A62B
35/0081; H04R 1/1033; A44B 13/0029
See application file for complete search history.

(56) **References Cited**

U.S. PATENT DOCUMENTS

7,444,723 B2 * 11/2008 Lin F16B 45/02
24/600.1
7,922,220 B2 * 4/2011 Coulombe F16B 45/02
24/600.1
D730,159 S * 5/2015 Grimm D8/356
D730,722 S * 6/2015 Grimm D8/356
D743,778 S * 11/2015 Huang D8/367
D765,497 S * 9/2016 Petzl D8/356

9,500,221 B2 * 11/2016 Yang F16B 45/02
D788,572 S * 6/2017 Votel D8/356
D819,429 S * 6/2018 Newing D8/356
2013/0219673 A1 * 8/2013 Perner F16B 45/02
24/375
2014/0110956 A1 * 4/2014 Lin F16B 45/02
294/82.2
2014/0138191 A1 * 5/2014 Chabod A62B 1/14
188/65.1
2014/0245576 A1 * 9/2014 Perner F16B 45/02
24/600.1
2016/0361578 A1 * 12/2016 Casebolt A62B 35/0037
2016/0376129 A1 * 12/2016 Hendrix B66C 1/36
294/82.2

* cited by examiner

Primary Examiner — Cynthia R Underwood

(74) *Attorney, Agent, or Firm* — Oliff PLC

(57) **CLAIM**

The ornamental design for a climbing apparatus, as shown and described.

DESCRIPTION

FIG. 1 is a front, left-side perspective view of the climbing apparatus;

FIG. 2 is a front elevational view thereof, the rear elevational view (not provided) being a mirror-image thereof;

FIG. 3 is a top plan view thereof;

FIG. 4 is a left-side elevational view thereof;

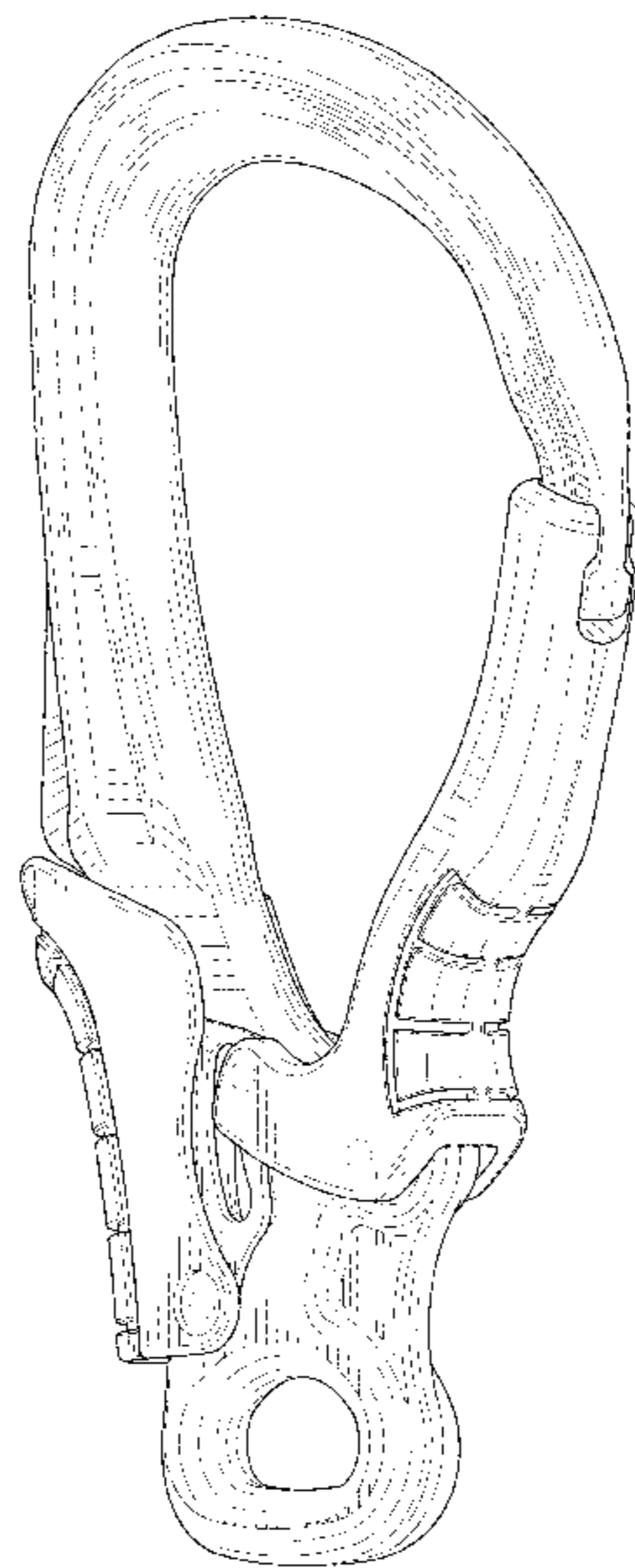
FIG. 5 is a right-side elevational view thereof;

FIG. 6 is a bottom plan view thereof; and,

FIG. 7 is a rear elevational view thereof in an open configuration.

The broken lines depict unclaimed parts of the climbing apparatus, and thus form no part of the claimed design.

1 Claim, 6 Drawing Sheets



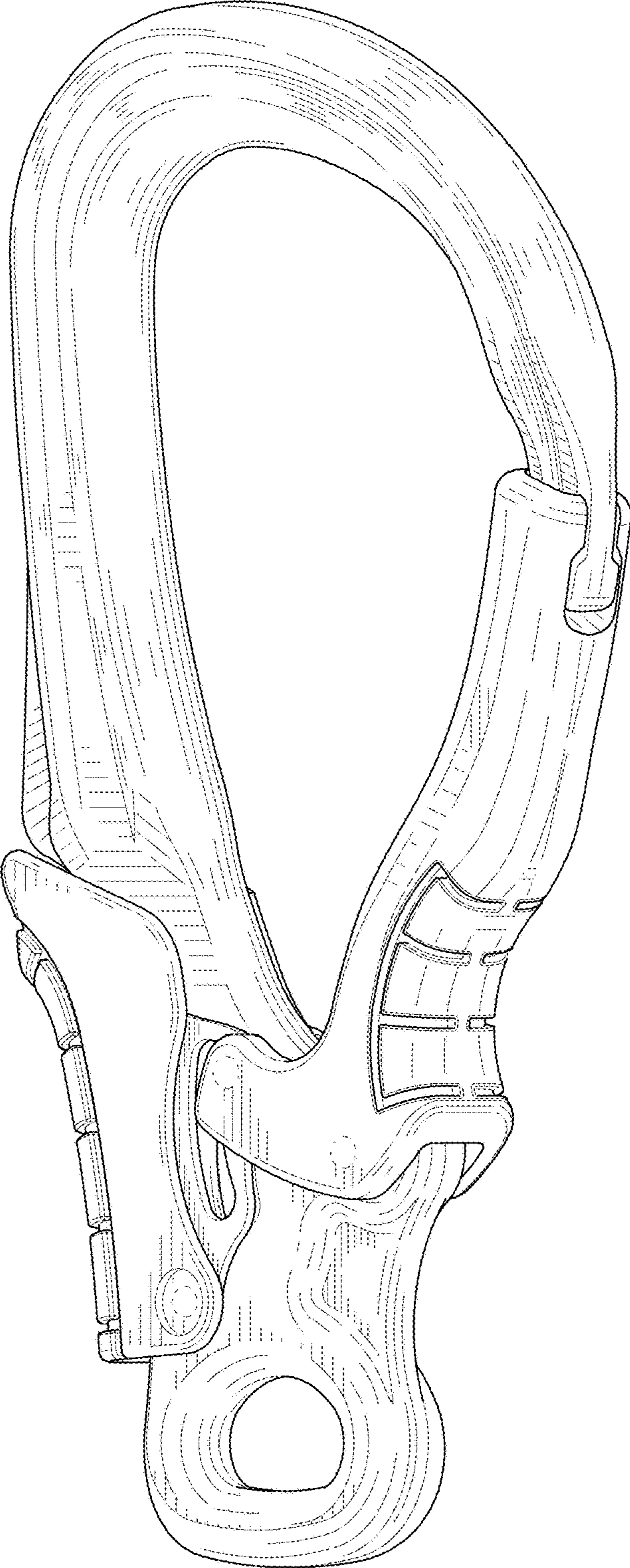


FIG. 1

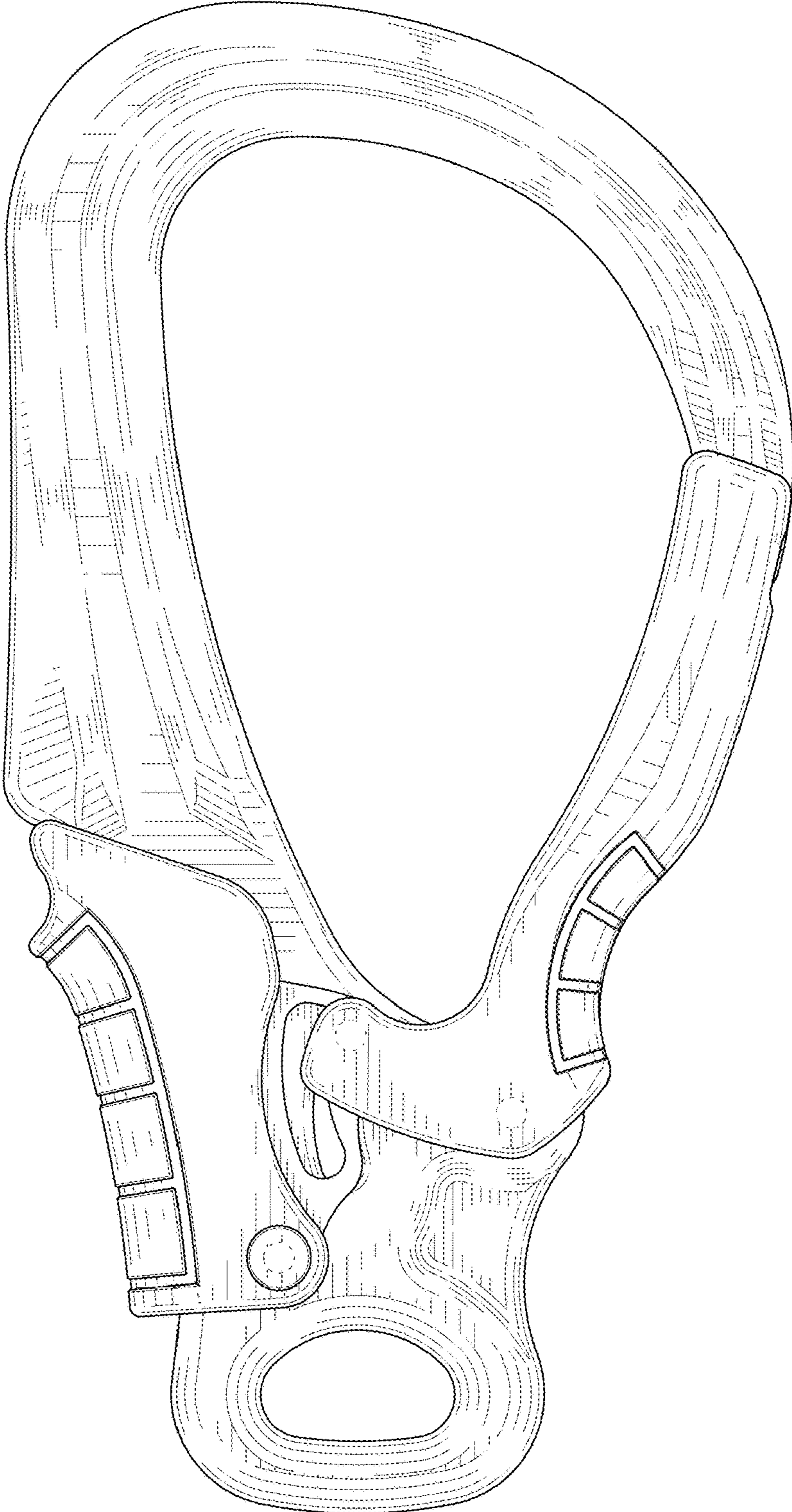


FIG. 2

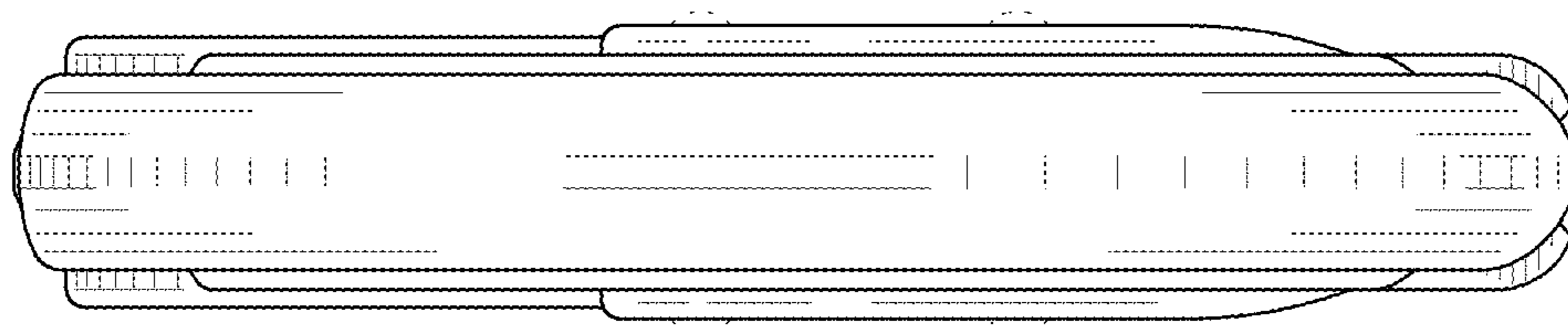


FIG. 3

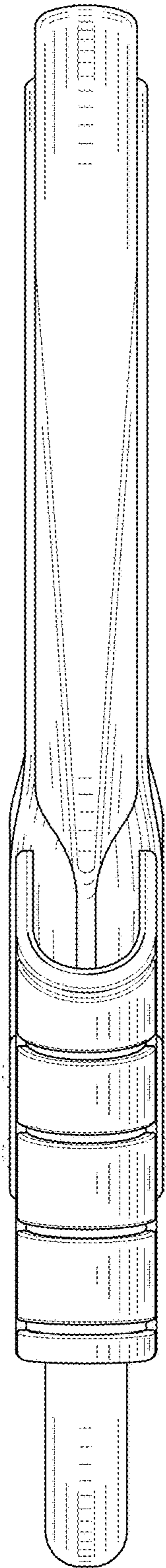


FIG. 4

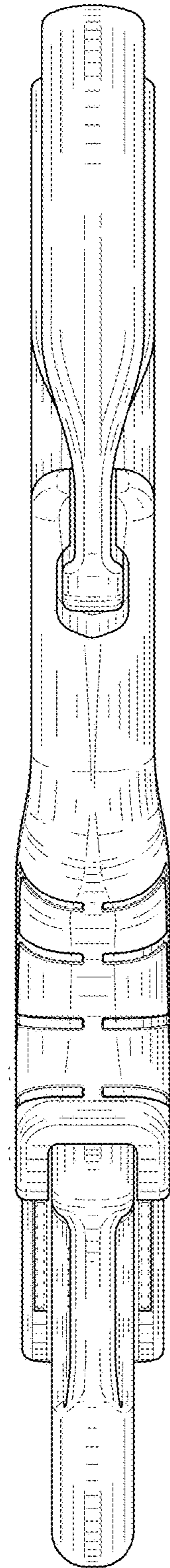


FIG. 5

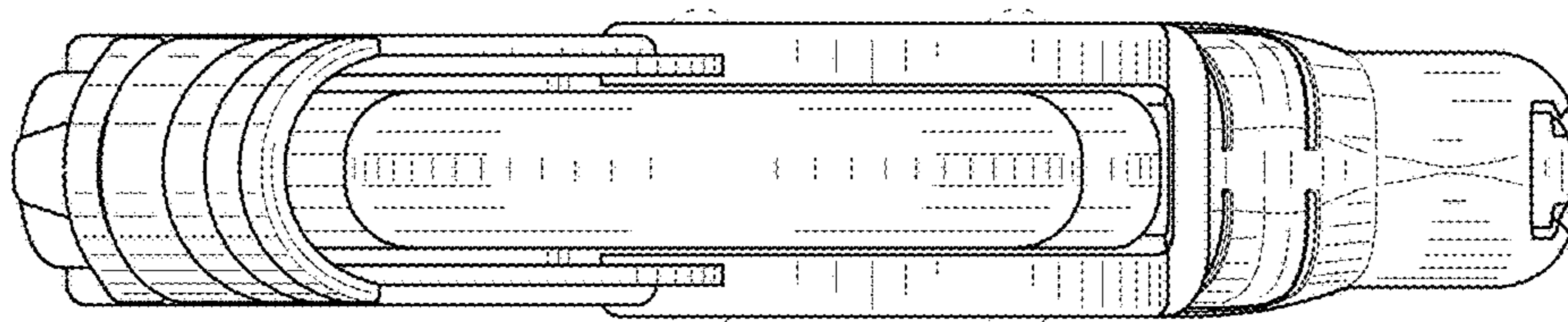


FIG. 6

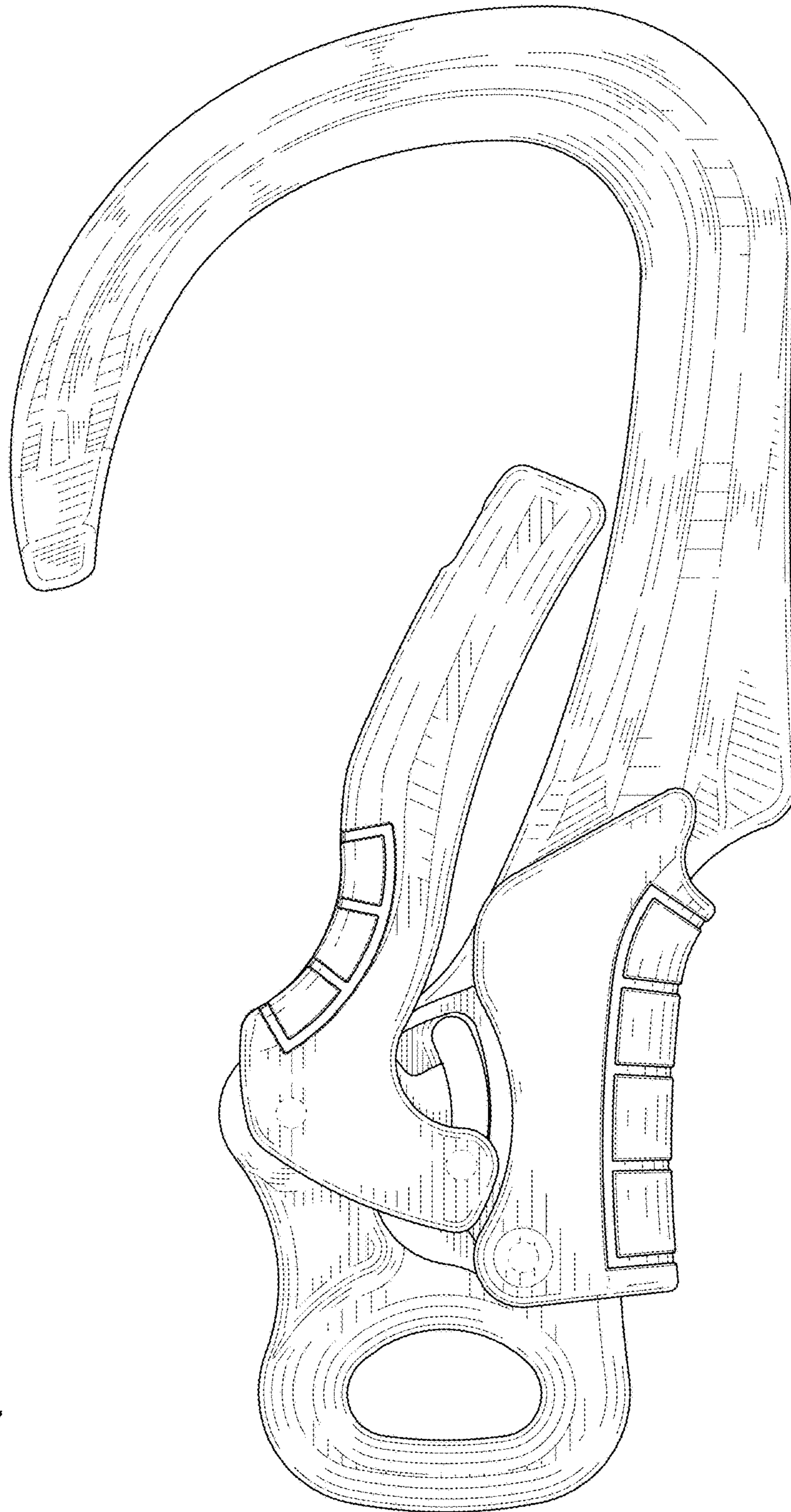


FIG. 7