



US00D837617S

(12) **United States Design Patent**  
**Frank et al.**

(10) **Patent No.:** **US D837,617 S**

(45) **Date of Patent:** **\*\* \*Jan. 8, 2019**

(54) **ASYMMETRIC SPATULA**

D618,521 S \* 6/2010 Jalet ..... D7/688  
D677,532 S \* 3/2013 Joseph ..... D7/688

(71) Applicant: **Spectrum Diversified Designs, LLC**,  
Streetsboro, OH (US)

\* cited by examiner

(72) Inventors: **Matthew Frank**, Seattle, WA (US); **Jan Pawluskiewicz**, Seattle, WA (US)

*Primary Examiner* — Terry Wallace

(74) *Attorney, Agent, or Firm* — Cloutier Ortega

(\* ) Notice: This patent is subject to a terminal disclaimer.

(57) **CLAIM**

The ornamental design for an asymmetric spatula, as shown and described.

(\*\*) Term: **15 Years**

(21) Appl. No.: **29/543,655**

**DESCRIPTION**

(22) Filed: **Oct. 27, 2015**

(51) **LOC (11) Cl.** ..... **07-04**

(52) **U.S. Cl.**  
USPC ..... **D7/688**

(58) **Field of Classification Search**  
USPC ..... D7/680–696, 393, 395; D32/40, 41, 46,  
D32/49; D8/14, 47, 88, 107  
CPC ..... A47J 43/288; A47J 43/28; A47L 17/06  
See application file for complete search history.

FIG. 1 is a front view of the asymmetric spatula;  
FIG. 2 is a side view of the asymmetric spatula;  
FIG. 3 is a side view of the asymmetric spatula;  
FIG. 4 is a top view of the asymmetric spatula;  
FIG. 5 is a perspective view of the asymmetric spatula;  
FIG. 6 is a bottom view of the asymmetric spatula;  
FIG. 7 is a bottom view of the asymmetric spatula head with axis lines showing asymmetry;  
FIG. 8 is a perspective view of the asymmetric spatula; and,  
FIG. 9 is a perspective view of the asymmetric spatula with axis line showing asymmetry.

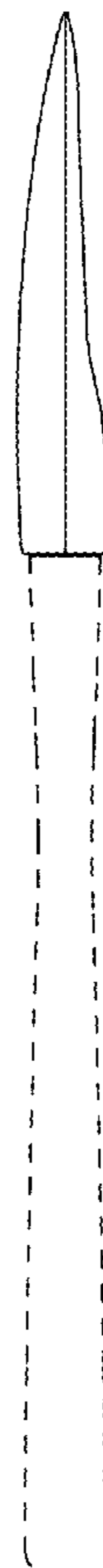

The broken lines showing the handle are for illustrative purposes only and form no part of the claimed design.

(56) **References Cited**

**U.S. PATENT DOCUMENTS**

5,491,869 A \* 2/1996 Sullivan ..... A47J 43/288  
15/143.1

**1 Claim, 9 Drawing Sheets**



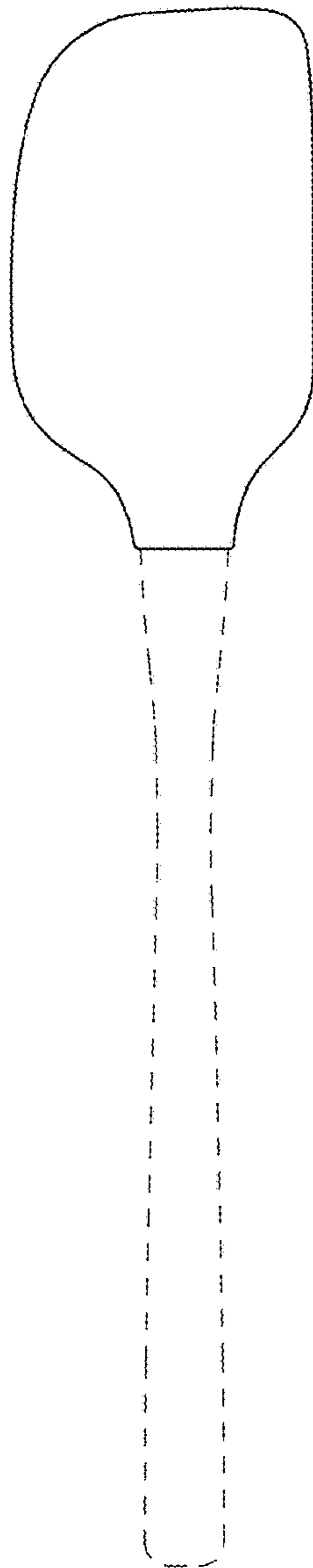


Fig. 1

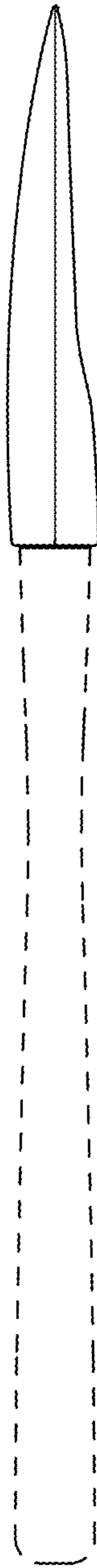


Fig. 2




Fig. 3

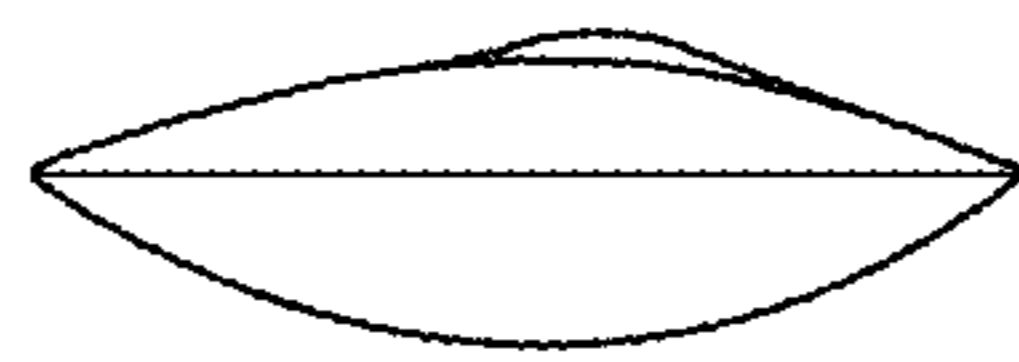


Fig. 4




Fig. 5

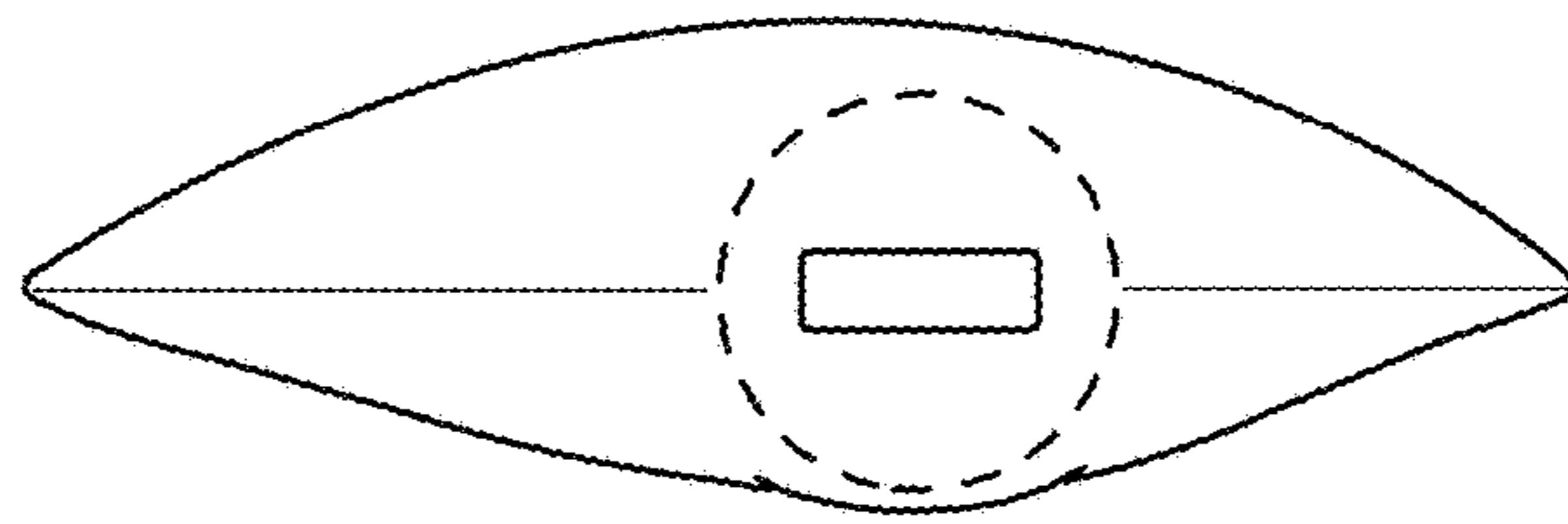


Fig. 6

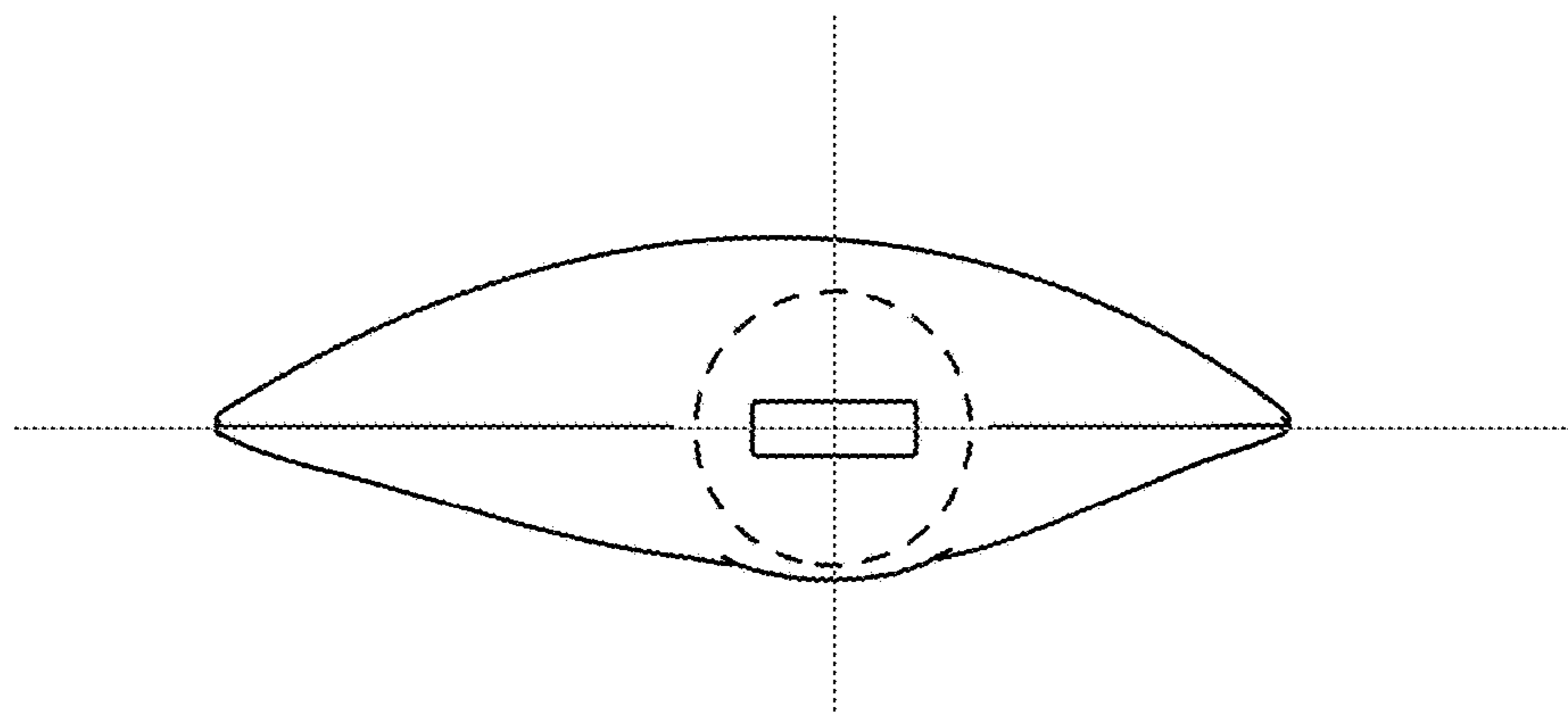


Fig. 7






Fig. 8




Fig. 9