



US00D837604S

(12) **United States Design Patent** (10) **Patent No.:** **US D837,604 S**
Ribeiro-Ramalhosa (45) **Date of Patent:** **** Jan. 8, 2019**

- (54) **PLATE**
- (71) Applicant: **Villeroy & Boch AG**, Mettlach (DE)
- (72) Inventor: **David Ribeiro-Ramalhosa**, Mettlach (DE)
- (73) Assignee: **Villeroy & Boch AG**, Mettlach (DE)
- (**) Term: **15 Years**
- (21) Appl. No.: **29/611,074**
- (22) Filed: **Jul. 18, 2017**

Related U.S. Application Data

- (62) Division of application No. 35/500,800, filed on Feb. 12, 2016 (U.S. filing date under 35 U.S.C. 384), and having an international filing date of Feb. 12, 2016, now Pat. No. Des. 799,902.
- (51) **LOC (11) Cl.** **07-01**
- (52) **U.S. Cl.**
USPC **D7/584**
- (58) **Field of Classification Search**
USPC D7/500, 543, 545, 560, 566, 570, 584, D7/586, 587, 554.3, 354, 553.6, 360, 527
CPC A47G 19/02; A47G 19/2283; B65D 1/34
See application file for complete search history.

(56) **References Cited**

U.S. PATENT DOCUMENTS

- D81,514 S * 7/1930 Weiss D7/584
- D95,867 S * 6/1935 Sebring D7/584
- D97,797 S * 12/1935 Bayreuther D7/584
- D97,798 S * 12/1935 Bayreuther D7/584
- D124,884 S * 1/1941 Wickerham D7/584

- D126,975 S * 5/1941 Darrow D7/584
- D166,937 S * 6/1952 Wagner D7/584
- 2,795,942 A * 6/1957 Harris A47G 19/02
220/574
- D188,503 S * 8/1960 Metzler D7/584
- D226,674 S * 4/1973 Bruno D7/584
- D251,347 S * 3/1979 Andersen D7/584
- D251,348 S * 3/1979 Andersen D7/584
- D284,438 S * 7/1986 Levien D7/584
- D291,397 S * 8/1987 Unger D7/584
- D423,292 S * 4/2000 Horvat D7/553.6
- D478,252 S * 8/2003 Wellner D7/584
- D478,473 S * 8/2003 Zettle D7/545
- D484,750 S * 1/2004 Ayers D7/560
- D485,128 S * 1/2004 Ayers D7/560
- D494,420 S * 8/2004 Wellner D7/587
- D574,661 S * 8/2008 Logan D7/354
- D646,123 S * 10/2011 Hering D7/500
- 2016/0058220 A1 * 3/2016 Dixon A47G 19/2283
220/574

* cited by examiner

Primary Examiner — Sheryl Lane

Assistant Examiner — Nicole C Shiflet

(74) *Attorney, Agent, or Firm* — Blank Rome LLP; Susan B. Flohr, Esq.; Tara L. Marcus

(57) **CLAIM**

The ornamental design for a plate, as shown and described.

DESCRIPTION

FIG. 1 is a top perspective view of a plate in accordance with the present design;
FIG. 2 is a top plan view of the plate illustrated in FIG. 1;
FIG. 3 is a side view of the plate illustrated in FIG. 1; and,
FIG. 4 is a bottom perspective view of the plate illustrated in FIG. 1.

1 Claim, 2 Drawing Sheets





FIGURE 1




FIGURE 2




FIGURE 3




FIGURE 4