



US00D837579S

(12) **United States Design Patent** (10) **Patent No.:** **US D837,579 S**  
**Petersen** (45) **Date of Patent:** **\*\* Jan. 8, 2019**

(54) **SLAT FOR FURNITURE**  
(71) Applicant: **HOUE APS, Ry (DK)**  
(72) Inventor: **Henrik Petersen, Ry (DK)**  
(73) Assignee: **HOUE APS, Ry (DK)**  
(\*\*) Term: **15 Years**  
(21) Appl. No.: **35/503,307**  
(22) Filed: **Mar. 15, 2017**

D353,500 S \* 12/1994 Remmers ..... D8/374  
5,407,084 A \* 4/1995 Remmers ..... A47B 88/43  
108/193  
D408,179 S \* 4/1999 Rellinger ..... D6/310  
8,128,175 B2 \* 3/2012 Groelsma ..... A47C 7/40  
297/440.15  
D716,090 S \* 10/2014 Schepens ..... A47C 17/1753  
D6/705.7  
10,016,059 B2 \* 7/2018 Leonard ..... A47C 1/02  
2004/0000808 A1 \* 1/2004 Maloney ..... A47C 7/028  
297/452.63  
2008/0036266 A1 \* 2/2008 Battey ..... A47C 4/02  
297/440.21  
2009/0025142 A1 \* 1/2009 Grossman ..... A47C 17/1753  
5/37.1

(80) **Hague Agreement Data**

Int. Filing Date: **Mar. 15, 2017**  
Int. Reg. No.: **DM/096588**  
Int. Reg. Date: **Mar. 15, 2017**  
Int. Reg. Pub. Date: **Jul. 7, 2017**

\* cited by examiner

*Primary Examiner* — Mary Ann Calabrese  
(74) *Attorney, Agent, or Firm* — Berg Hill Greenleaf  
Ruscitti LLP

(51) **LOC (11) Cl.** ..... **06-06**  
(52) **U.S. Cl.**  
USPC ..... **D6/702**

(57) **CLAIM**

The ornamental design for a slat for furniture, as shown and described.

(58) **Field of Classification Search**  
USPC ..... D6/370, 512, 702, 703, 705.7  
CPC .. A47C 4/022; A47C 7/00; A47C 7/02; A47C  
7/028; A47C 7/14; A47C 7/16; A47C  
7/40; A47B 88/00; A47B 88/43; A47B  
2210/00; A47B 2210/0024  
See application file for complete search history.

**DESCRIPTION**

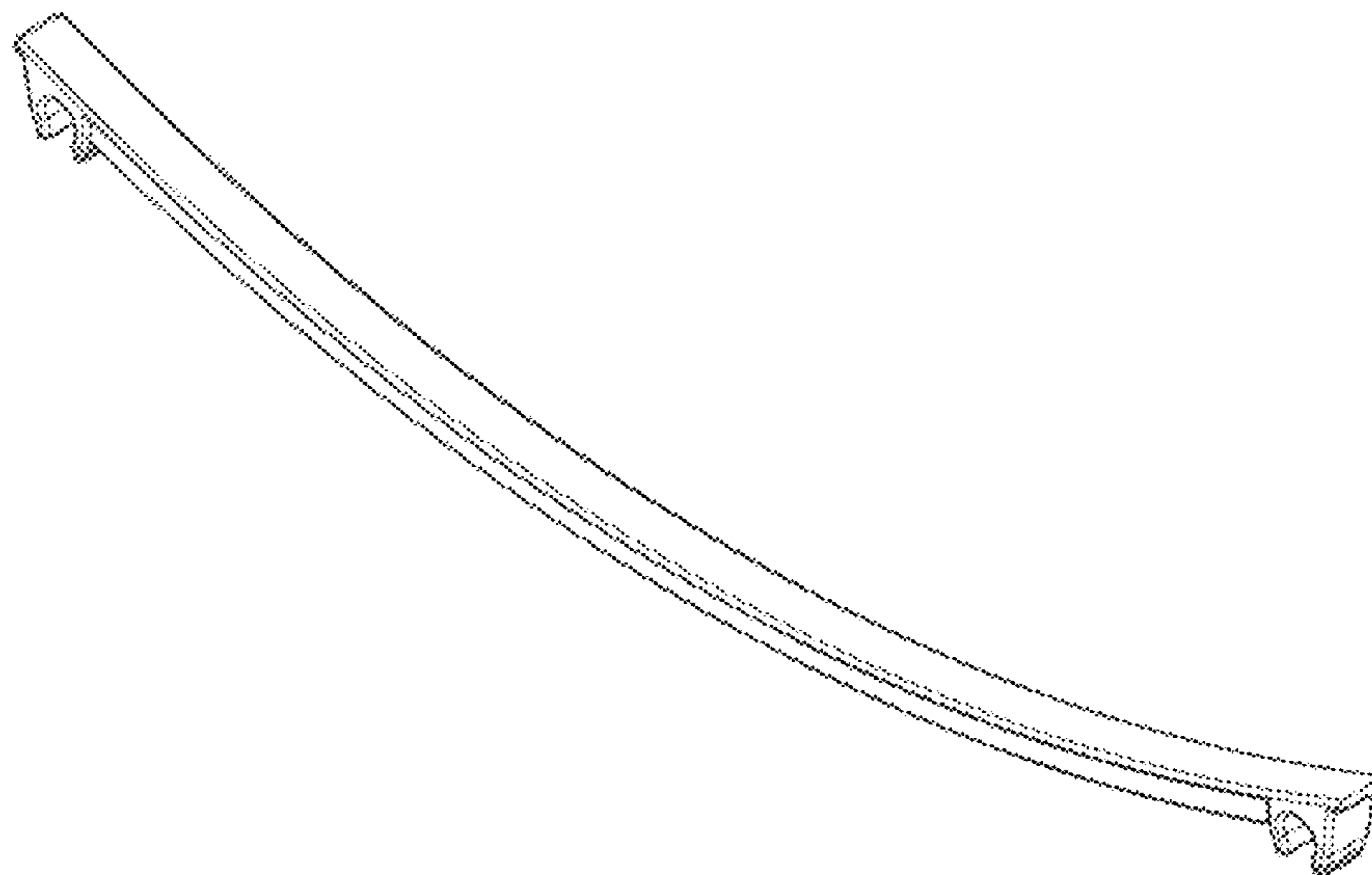
1. Slat for furniture  
**1.1** : Perspective  
**1.2** : Bottom  
**1.3** : Front  
**1.4** : Top  
**1.5** : Left  
**1.6** : Right  
Fig. **1.1** is a perspective view of the slat for furniture; fig **1.2** is a bottom view of the slat for furniture; fig **1.3** is a front view of the slat for furniture; fig **1.4** is a top view of the slat for furniture; fig **1.5** is a left view of the slat for furniture; fig **1.6** is a right view of the slat for furniture.

(56) **References Cited**


U.S. PATENT DOCUMENTS

RE5,212 E \* 12/1872 Randall ..... D6/702  
3,114,578 A \* 12/1963 Hamilton ..... A47C 7/028  
211/182  
D225,603 S \* 12/1972 Jones ..... A47C 7/028  
D8/374

**1 Claim, 6 Drawing Sheets**




1.1




1.2




1.3



**1.4**



1.5



1.6

