



US00D837568S

(12) **United States Design Patent** (10) **Patent No.:** **US D837,568 S**  
**Clark** (45) **Date of Patent:** **\*\* Jan. 8, 2019**

(54) **TRAIN CASE CUSHION**  
(71) Applicant: **Debra Clark**, West Islip, NY (US)  
(72) Inventor: **Debra Clark**, West Islip, NY (US)  
(\*\*) Term: **15 Years**

D355,077 S \* 2/1995 Tegner ..... D30/118  
D462,406 S \* 9/2002 Kessler ..... D21/769  
D546,556 S \* 7/2007 Aaron ..... D3/218  
D573,220 S \* 7/2008 Nakpodia ..... D21/769  
D631,524 S \* 1/2011 Slowinski ..... D21/803  
D646,738 S \* 10/2011 Checkley ..... D21/769  
D725,942 S \* 4/2015 Rieber ..... A47C 16/02  
D6/601

(21) Appl. No.: **29/600,348**  
(22) Filed: **Apr. 11, 2017**  
(51) **LOC (11) Cl.** ..... **06-09**  
(52) **U.S. Cl.**  
USPC ..... **D6/601**  
(58) **Field of Classification Search**  
USPC ..... D6/333, 349, 355, 375, 388, 512, 563,  
D6/564, 595, 596, 601, 604, 611, 707,  
D6/715, 716, 716.1; D24/183-185, 234;  
D21/803, 804, 805, 809; 5/401, 420,  
5/600, 630, 631, 632, 633, 635, 636, 638,  
5/639, 646, 652, 652.1, 655, 703, 730;  
297/1, 2, 4, 93, 180.11, 195.1, 195.11,  
297/195.13, 393, 397, 452.12, 452.14,  
297/452.15, 452.21, 452.24, 452.26,  
297/452.48, 452.62, 482  
CPC ..... A47G 9/10; A47G 9/1009; A47G 9/1027;  
A47G 9/1045; A47G 9/1063; A47G  
9/1072; A47G 9/1081  
See application file for complete search history.

**OTHER PUBLICATIONS**

Vintage Round Luggage [Jun. 14, 2018], [online], [site visited Aug. 11, 2018]. Available from Internet, <URL: <http://lightcarryonluggage.com/light/1401-vintage-round-luggage/>> (Year: 2018).\*

\* cited by examiner

*Primary Examiner* — Michelle E. Wilson  
*Assistant Examiner* — Sanjeev Paul  
(74) *Attorney, Agent, or Firm* — IDP Patent Services;  
Olav M. Underdal

(57) **CLAIM**

The ornamental design for a train case cushion, as shown and described.

**DESCRIPTION**


FIG. 1 is a front perspective view of a train case cushion; FIG. 2 is a rear perspective view thereof; FIG. 3 is a front view thereof; FIG. 4 is a rear view thereof; FIG. 5 is a top view thereof; FIG. 6 is a bottom view thereof; FIG. 7 is a left side view thereof; FIG. 8 is a right side view thereof; and, FIG. 9 is a front perspective view thereof, showing an interior pocket opened. The broken lines show unclaimed portions of the train case cushion only, and form no part of the claimed design.

**1 Claim, 6 Drawing Sheets**

(56) **References Cited**

**U.S. PATENT DOCUMENTS**

D232,964 S \* 9/1974 Beck ..... D12/11  
4,096,929 A \* 6/1978 Frey ..... A45C 3/00  
190/102  
D255,743 S \* 7/1980 Randall ..... D6/596  
D256,604 S \* 8/1980 Arzoian ..... 441/67  
D277,719 S \* 2/1985 Spaneas ..... D6/596  
D295,248 S \* 4/1988 Sommerfield ..... D6/601  
5,033,133 A 7/1991 Nissen






FIG. 1




FIG. 2




FIG. 3




FIG. 4

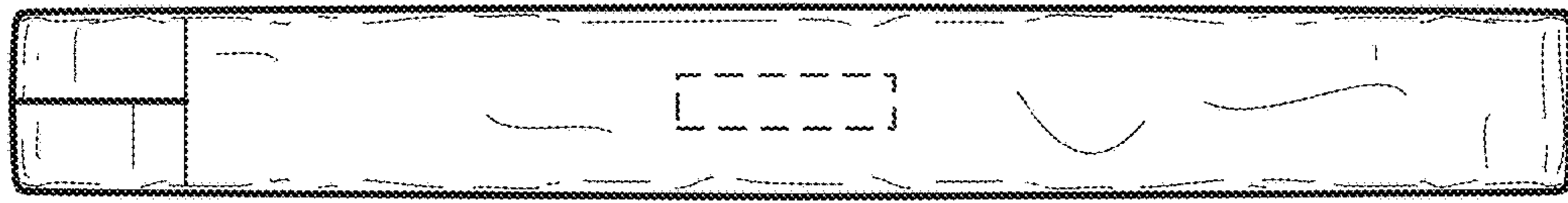


FIG. 5




FIG. 7



FIG. 8

FIG. 6



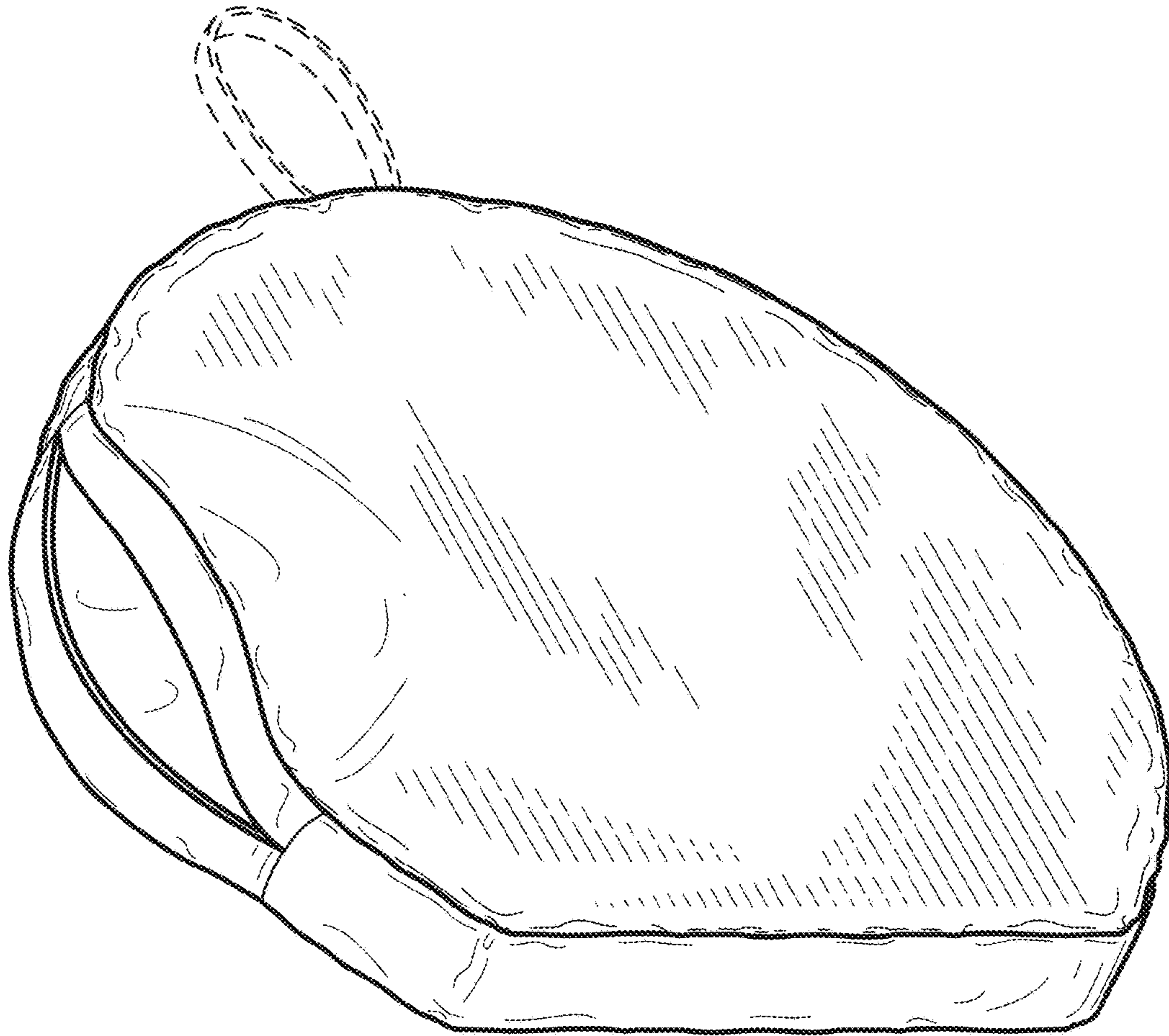


FIG. 9