



US00D837567S

(12) **United States Design Patent**
Clark

(10) **Patent No.:** **US D837,567 S**

(45) **Date of Patent:** **** Jan. 8, 2019**

(54) **TRAIN CASE CUSHION**

(71) Applicant: **Debra Clark**, West Islip, NY (US)

(72) Inventor: **Debra Clark**, West Islip, NY (US)

(**) Term: **15 Years**

(21) Appl. No.: **29/600,343**

(22) Filed: **Apr. 11, 2017**

(51) **LOC (11) Cl.** **06-09**

(52) **U.S. Cl.**
USPC **D6/601**

(58) **Field of Classification Search**
USPC D6/333, 349, 355, 375, 388, 512, 563,
D6/564, 595, 596, 601, 604, 611, 707,
D6/715, 716, 716.1; D24/183-185, 234;
D21/803, 804, 805, 809; 5/401, 420,
5/600, 630, 631, 632, 633, 635, 636, 638,
5/639, 646, 652, 652.1, 655, 703, 730;
297/1, 2, 4, 93, 180.11, 195.1, 195.11,
297/195.13, 393, 397, 452.12, 452.14,
297/452.15, 452.21, 452.24, 452.26,
297/452.48, 452.62, 482

CPC A47G 9/10; A47G 9/1009; A47G 9/1027;
A47G 9/1045; A47G 9/1063; A47G
9/1072; A47G 9/1081

See application file for complete search history.

(56) **References Cited**

U.S. PATENT DOCUMENTS

- D232,964 S * 9/1974 Beck D12/11
- 4,096,929 A * 6/1978 Frey A45C 3/00
- D255,743 S * 7/1980 Randall D6/596
- D256,604 S * 8/1980 Arzoian 441/67
- D277,719 S * 2/1985 Spaneas D6/596
- D295,248 S * 4/1988 Sommerfield D6/601

- 5,033,133 A 7/1991 Nissen
- D355,077 S * 2/1995 Tegner D30/118
- D462,406 S * 9/2002 Kessler D21/769
- D573,220 S * 7/2008 Nakpodia D21/769
- D631,524 S * 1/2011 Slowinski D21/803
- D646,738 S * 10/2011 Checkley D21/769
- D725,942 S * 4/2015 Rieber A47C 16/02
- D6/601

OTHER PUBLICATIONS

Vintage Round Luggage [Jun. 14, 2018], [online], [site visited Aug. 11, 2018]. Available from Internet, <URL: <http://lightcarryonluggage.com/light/1401-vintage-round-luggage/>> (Year: 2018).*

* cited by examiner

Primary Examiner — Michelle E. Wilson
Assistant Examiner — Sanjeev Paul
(74) *Attorney, Agent, or Firm* — IDP Patent Services;
Olav M. Underdal


(57) **CLAIM**

The ornamental design for a train case cushion, as shown and described.

DESCRIPTION

FIG. 1 is front perspective view of a train case cushion;
FIG. 2 is a rear perspective view thereof;
FIG. 3 is a front view thereof;
FIG. 4 is a rear view thereof;
FIG. 5 is a top view thereof;
FIG. 6 is a bottom view thereof;
FIG. 7 is a left side view thereof; and,
FIG. 8 is a right side view thereof.
The broken lines show unclaimed portions of the train case cushion only, and form no part of the claimed design.

1 Claim, 5 Drawing Sheets






FIG. 1




FIG. 2




FIG. 3




FIG. 4

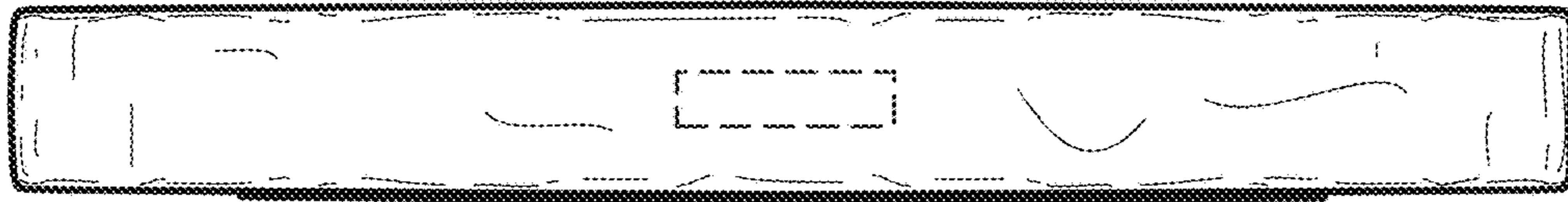


FIG. 5




FIG. 7




FIG. 8

FIG. 6

