



US00D837558S

(12) **United States Design Patent**
Hagleitner

(10) **Patent No.:** **US D837,558 S**
(45) **Date of Patent:** **** Jan. 8, 2019**

(54) **END PIECE FOR A PAPER ROLL HOLDER**

3,602,450 A * 8/1971 Jespersen A47K 10/38
242/596.8

(71) Applicant: **Hans Georg Hagleitner**, Zell Am See
(AT)

4,340,195 A * 7/1982 DeLuca A47K 10/3687
226/110

(72) Inventor: **Hans Georg Hagleitner**, Zell Am See
(AT)

5,249,755 A * 10/1993 Jespersen A47K 10/38
242/596.7

5,495,997 A * 3/1996 Moody A47K 10/38
242/560

(**) Term: **15 Years**

(Continued)

(21) Appl. No.: **29/606,278**

FOREIGN PATENT DOCUMENTS

(22) Filed: **Jun. 2, 2017**

AU 318749 4/2008
AU 332914 9/2010

(Continued)

Related U.S. Application Data

(62) Division of application No. 35/500,276, filed on Aug. 27, 2015 (U.S. filing date under 35 U.S.C. 384), and having an international filing date of Aug. 27, 2015, now Pat. No. Des. 792,122.

OTHER PUBLICATIONS

https://images-eu.ssl-images-amazon.com/images/I/31mmt32ramL._AC_US160.jpg.

(30) **Foreign Application Priority Data**

Mar. 31, 2015 (EM) 002672907

Primary Examiner — Richard E Chilcot

(74) *Attorney, Agent, or Firm* — Laurence A. Greenberg; Werner H. Stemer; Ralph E. Locher

(51) **LOC (11) Cl.** **23-02**

(52) **U.S. Cl.**

USPC **D6/523**

CPC **A47K 10/22** (2013.01)

(58) **Field of Classification Search**

USPC D6/518–523; 242/596–599, 599.1–599.4,
242/590, 570; 384/418–439, 295;
225/39, 46, 47, 77; 248/309.1, 309.2

CPC A47K 10/38; A47K 10/22; A47K 10/24;
A47K 17/003

See application file for complete search history.

(57) **CLAIM**

The ornamental design for an end piece for a paper roll holder, as shown and described.

(56) **References Cited**

U.S. PATENT DOCUMENTS

1,990,806 A * 2/1935 Watson B65G 39/02
193/37

D171,604 S 3/1954 Larson

D205,497 S * 8/1966 Webber D6/523

3,373,529 A * 3/1968 Ingham E05F 3/00
16/71

DESCRIPTION

FIG. 1 is a perspective view of the end piece for a paper roll holder, showing my new design;

FIG. 2 is a front elevation view thereof;

FIG. 3 is a rear elevation view thereof;

FIG. 4 is a left side elevation view thereof;

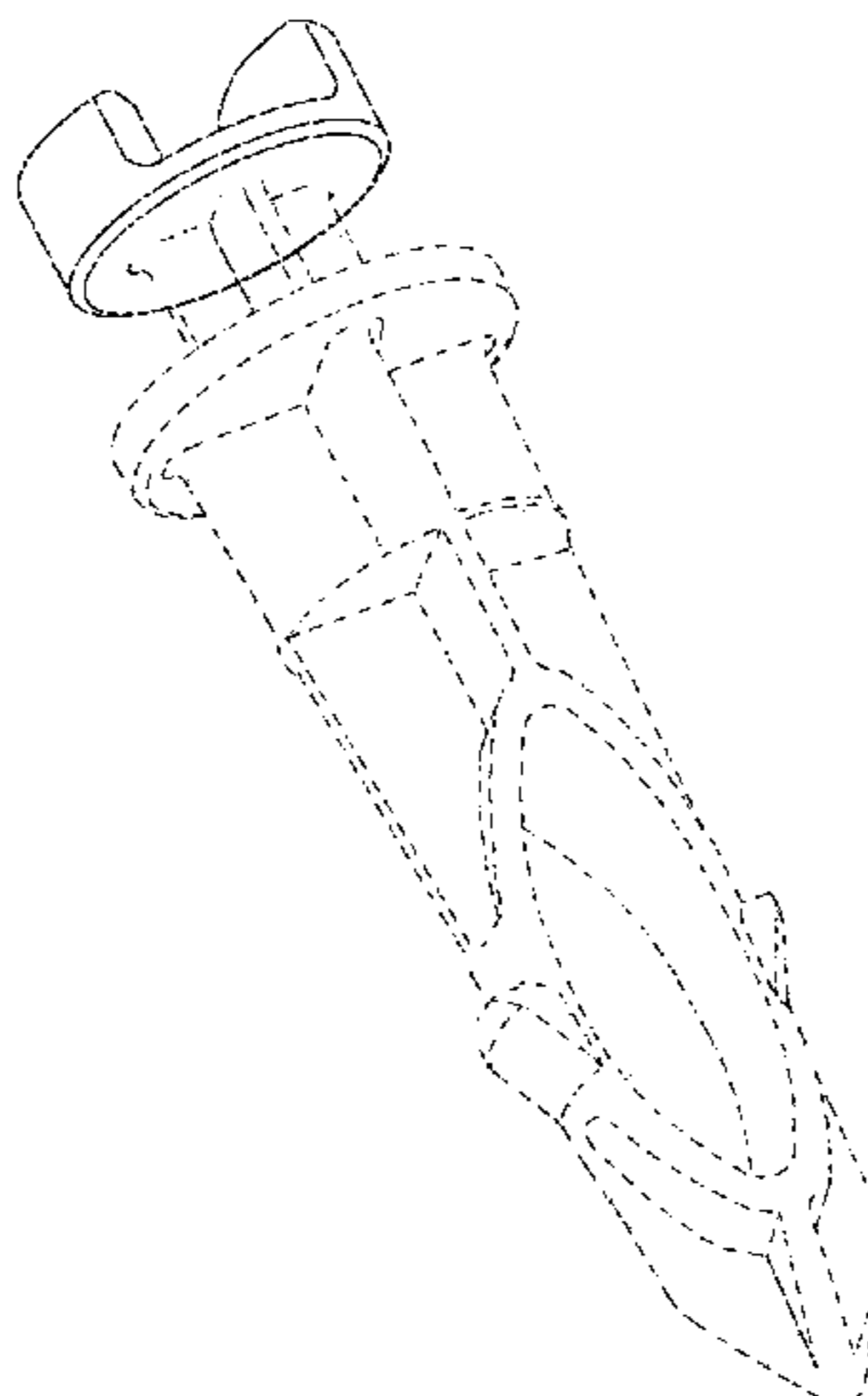
FIG. 5 is a right side elevation view thereof;

FIG. 6 is a top elevation view thereof; and,

FIG. 7 is a bottom elevation view thereof.

The dashed lines show a paper roll holder to provide context to the end piece for a paper roll holder, the dashed lines form no part of the claimed design.

1 Claim, 7 Drawing Sheets



(56)

References Cited

U.S. PATENT DOCUMENTS

5,577,686 A * 11/1996 Moody A47K 10/3836
242/597.4
5,630,563 A * 5/1997 Meisner B65H 35/002
225/43
5,669,576 A * 9/1997 Moody A47K 10/38
242/560.3
5,676,331 A * 10/1997 Weber A47K 10/38
242/560
5,988,561 A * 11/1999 Mele A47K 10/40
242/599.1
6,082,664 A * 7/2000 Phelps A47K 10/38
242/560
6,533,153 B2 * 3/2003 Huang B65H 35/0026
225/47
6,581,295 B1 * 6/2003 Black B65H 75/406
33/1 LE
6,814,684 B2 * 11/2004 Schulz F16C 19/364
384/428
D611,967 S 3/2010 Hjort et al.
7,828,240 B2 * 11/2010 Hagleitner A47K 10/38
242/598.3
D630,874 S 1/2011 Möller et al.
D635,806 S 4/2011 Bodum
D703,461 S * 4/2014 Myron D6/523

8,783,600 B1 * 7/2014 Myron A47K 10/16
242/596.7
D719,374 S * 12/2014 Myron D6/523
8,899,510 B2 * 12/2014 Dean B65H 16/005
242/596.7
D731,202 S 6/2015 Newson
D739,158 S 9/2015 Pan et al.
2002/0185511 A1 12/2002 Huang
2003/0071052 A1 * 4/2003 Castleberry G07F 11/54
221/132
2008/0229791 A1 * 9/2008 Granger A47K 10/38
70/182
2012/0097789 A1 4/2012 Benedetti
2012/0111988 A1 5/2012 Dean
2014/0353418 A1 12/2014 Hagleitner
2014/0361117 A1 12/2014 Hagleitner

FOREIGN PATENT DOCUMENTS

AU	347245	2/2013
AU	347990	4/2013
AU	354464	3/2014
CL	200901332	6/2010
CL	201103370	6/2012
CL	2014P02214	1/2015
CL	201402215	1/2015

* cited by examiner

FIG. 1

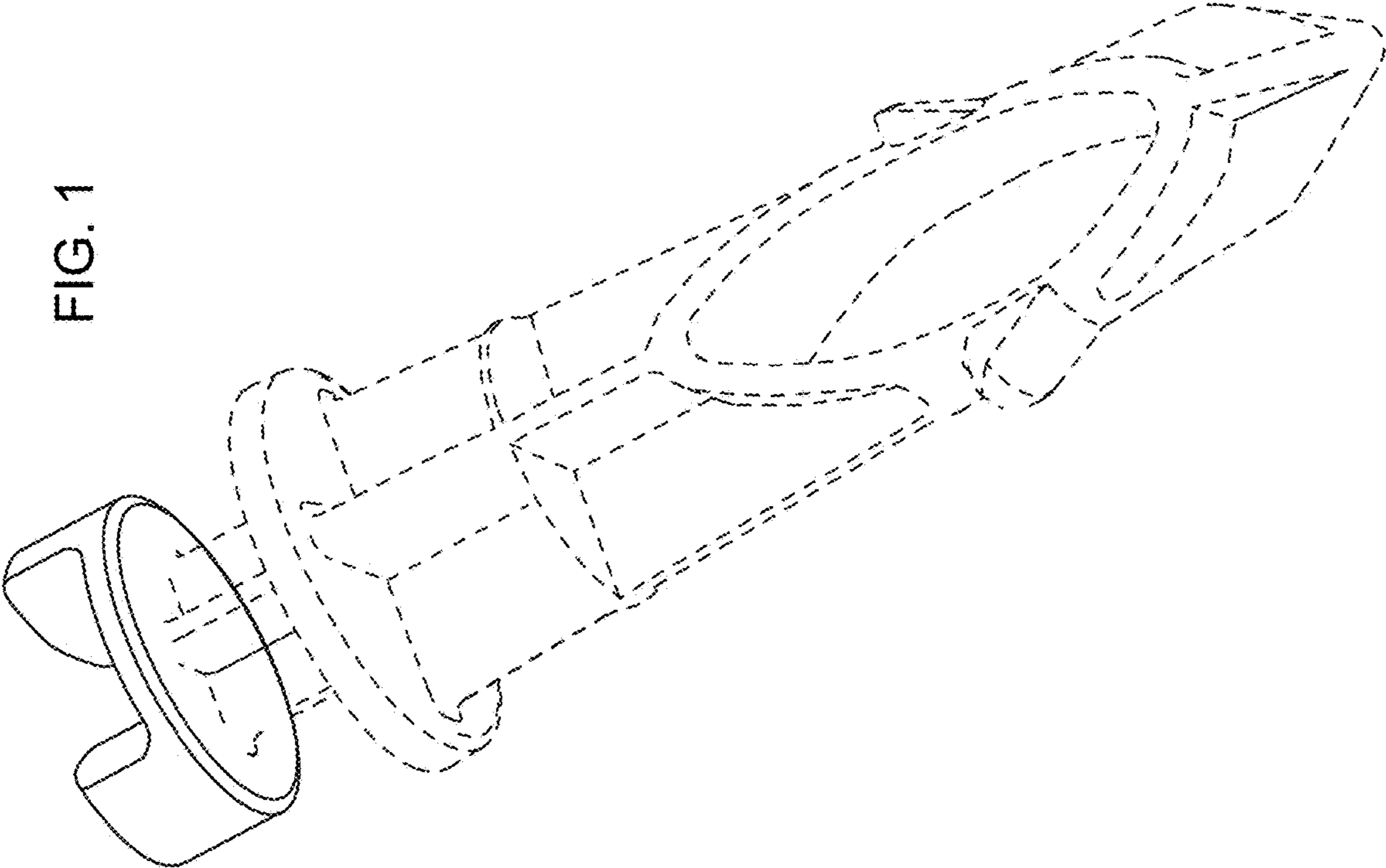


FIG. 2

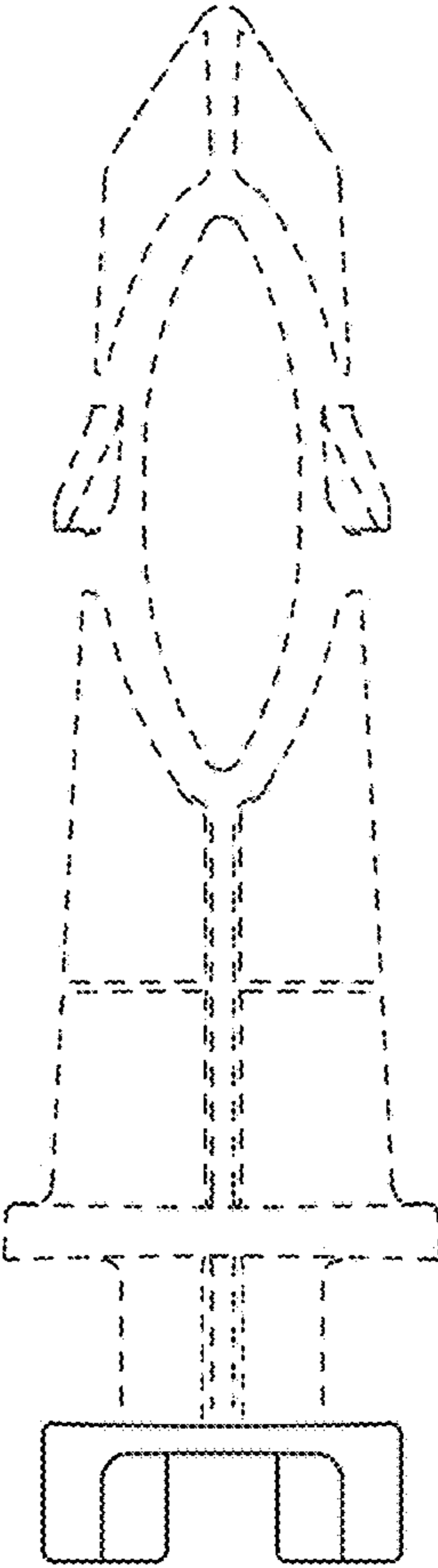


FIG. 3

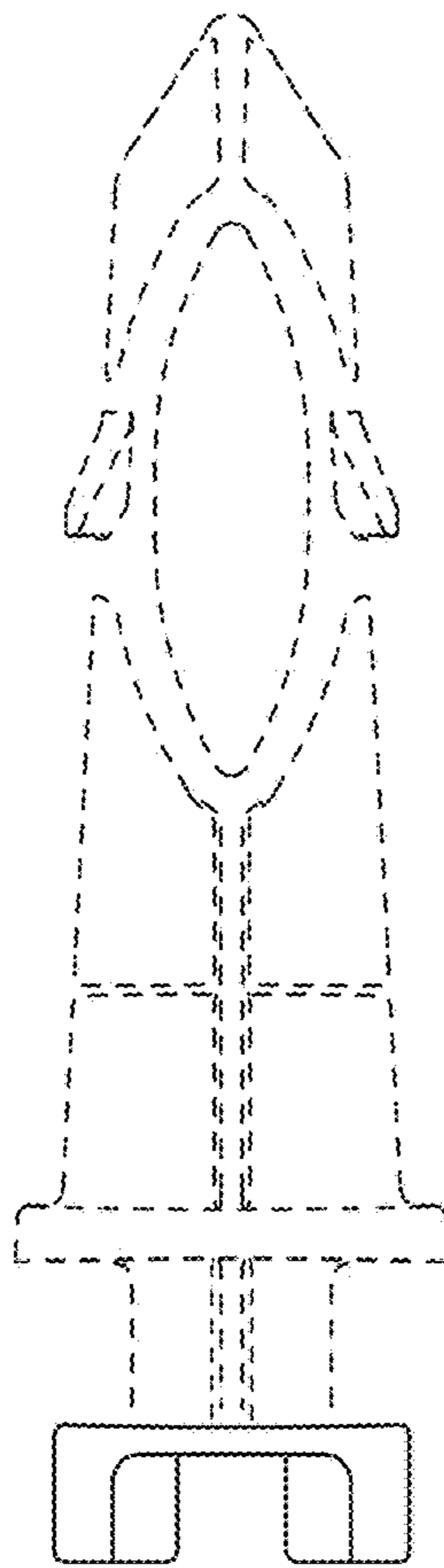


FIG. 4

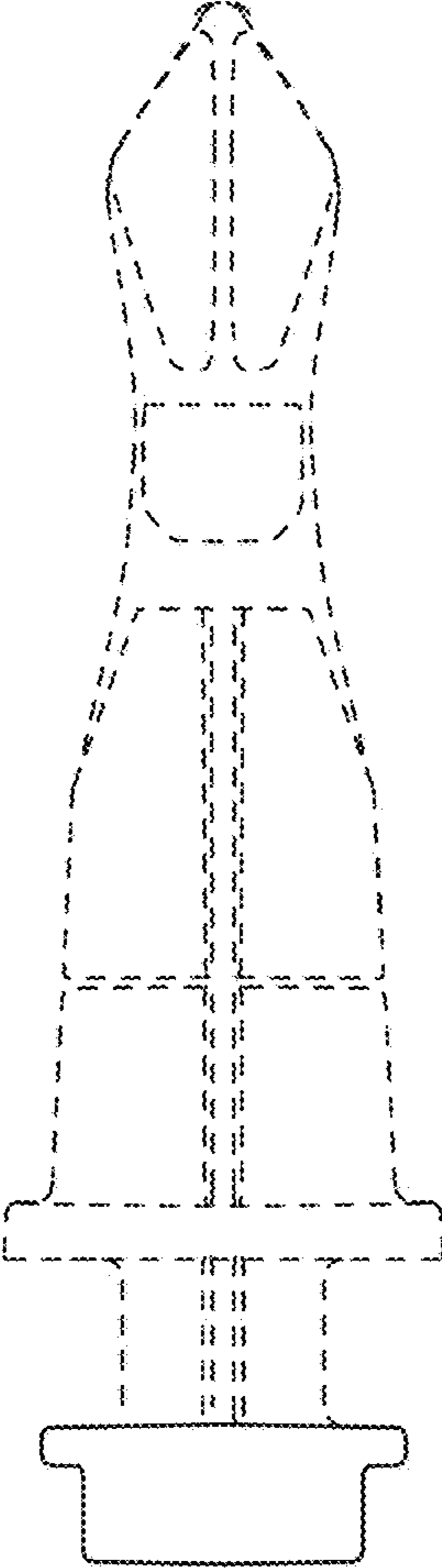


FIG. 5

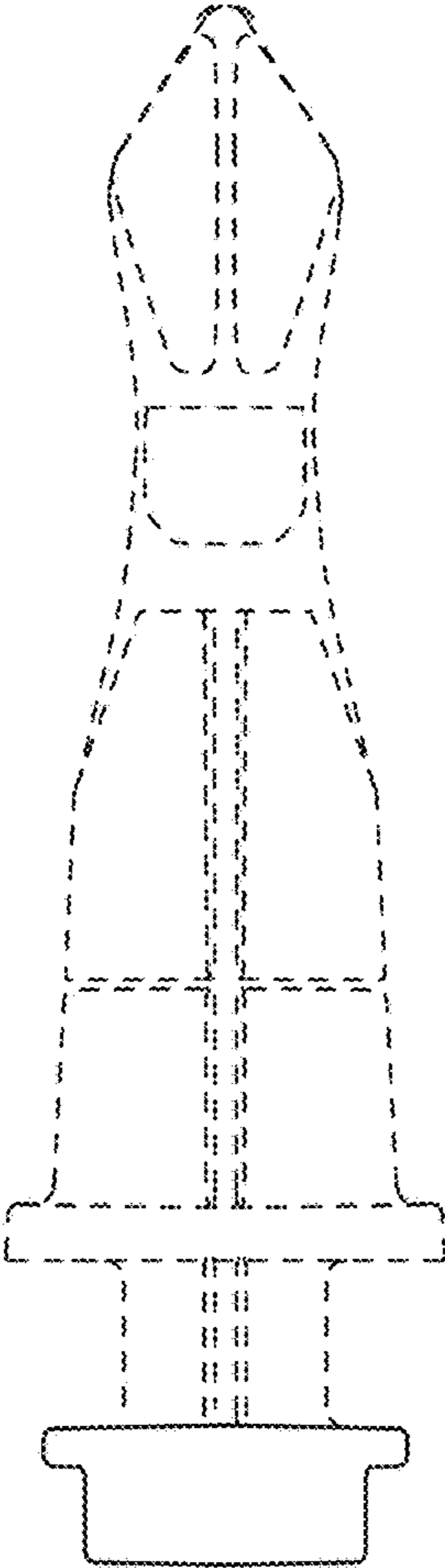


FIG. 6

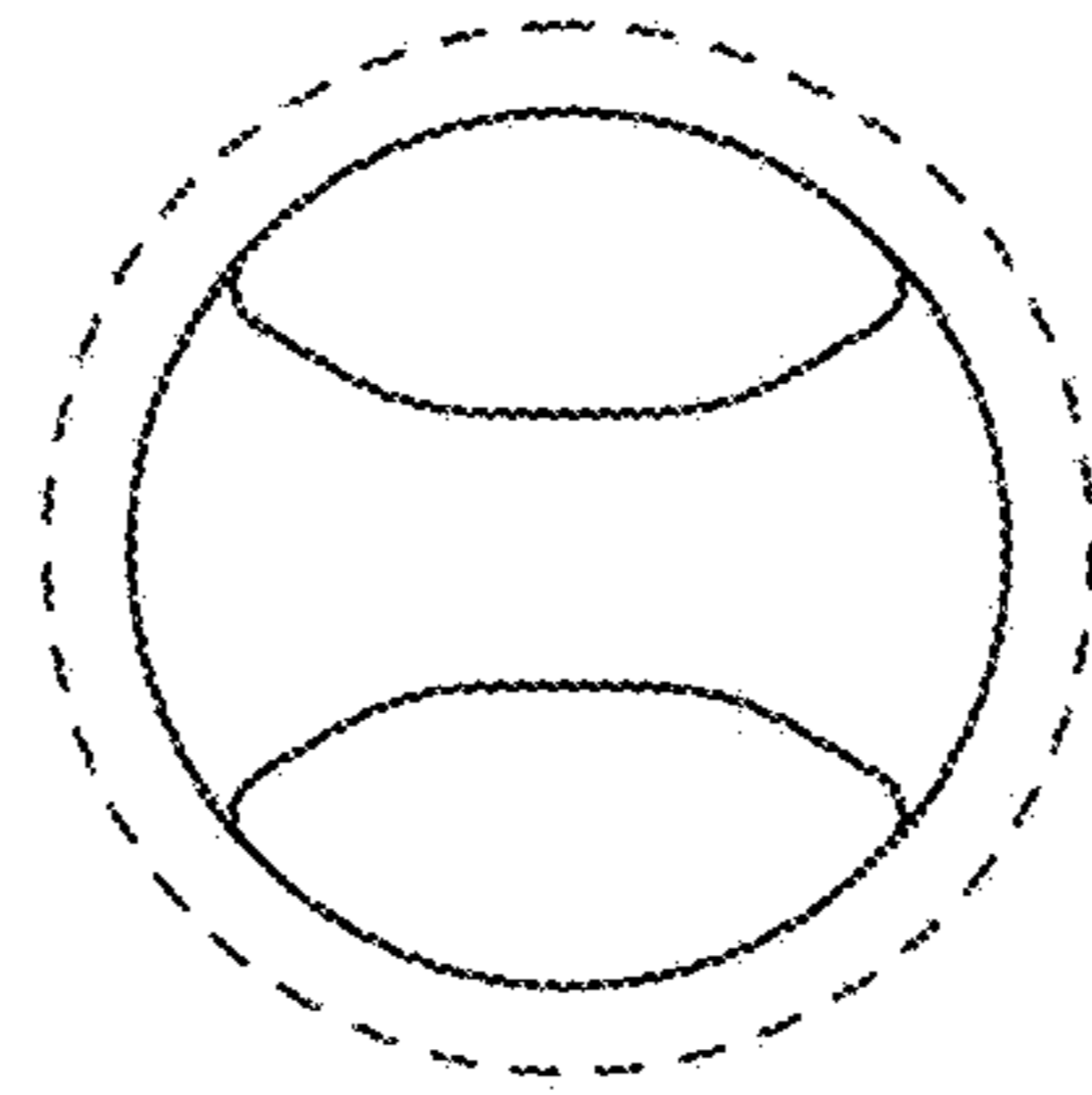


FIG. 7

