



US00D837533S

(12) **United States Design Patent** (10) **Patent No.:** **US D837,533 S**
Zemel et al. (45) **Date of Patent:** **** Jan. 8, 2019**

- (54) **UTENSIL STAND** D333,217 S 2/1993 Gingras
- (71) Applicant: **Mr. Bar-B-Q Products LLC**, Melville, NY (US) D400,358 S 11/1998 Zemel
- (72) Inventors: **Marc Zemel**, Melville, NY (US); **Adam Schillen**, Dix Hills, NY (US) D409,912 S * 5/1999 Brennan D9/434
- (73) Assignee: **MR. BAR-B-Q PRODUCTS LLC**, Melville, NY (US) D417,121 S 11/1999 Brunianyn
- (**) Term: **15 Years** D427,025 S 6/2000 Lee
- (21) Appl. No.: **29/609,534** D427,858 S 7/2000 Zemel
- (22) Filed: **Jun. 30, 2017** D429,073 S * 8/2000 Kessel D4/199

Related U.S. Application Data

- (63) Continuation of application No. 29/577,391, filed on Sep. 13, 2016, now Pat. No. Des. 790,864.
- (51) **LOC (11) Cl.** **04-02**
- (52) **U.S. Cl.**
USPC **D4/199**
- (58) **Field of Classification Search**
USPC D4/128, 129, 131, 136, 138, 108, 109, D4/119; D32/35, 51; 15/104.5, 104.16, 15/104.2, 104.31, 104.32, 164, 165, 206; D28/65; D7/682; 452/298, 458
CPC A46B 7/026; A46B 5/005; A46B 17/04; A46B 2200/1046
See application file for complete search history.

References Cited

U.S. PATENT DOCUMENTS

- D130,264 S 11/1941 Racicot
- D146,729 S 4/1947 Storm
- D198,224 S * 5/1964 Boldt 294/27.1
- D207,237 S * 3/1967 Ressler D7/395
- D227,624 S 7/1973 Spydyevold
- D284,540 S * 7/1986 Baumgarten D7/393

Primary Examiner — Austin Murphy

(74) *Attorney, Agent, or Firm* — Carter, Deluca, Farrell & Schmidt, LLP

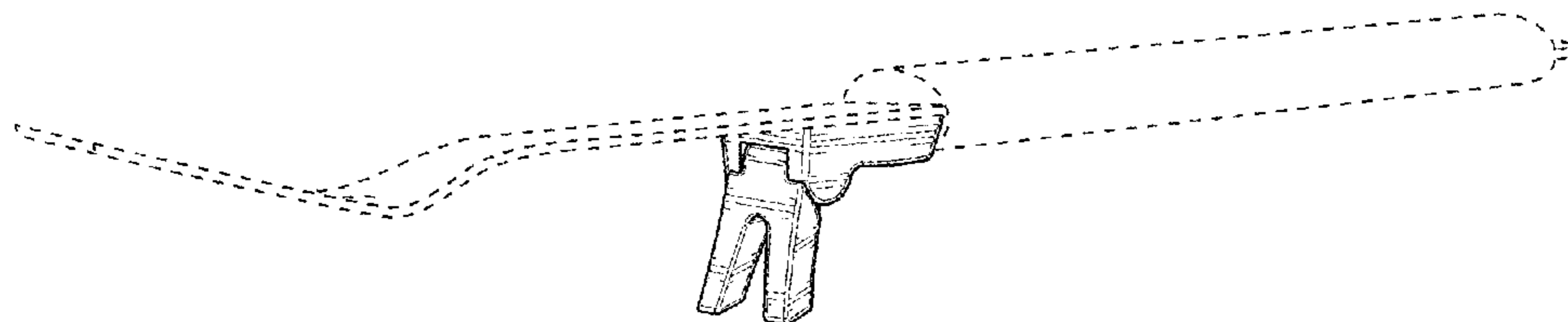
(57) **CLAIM**

The ornamental design for a utensil stand, as shown and described.

DESCRIPTION

FIG. 1 is a perspective view of a utensil stand in a closed configuration in accordance with the present design;
 FIG. 2 is a left side elevational view thereof;
 FIG. 3 is a right side elevational view thereof;
 FIG. 4 is a front side elevational view thereof;
 FIG. 5 is a rear side elevational view thereof;
 FIG. 6 is a top plan view thereof;
 FIG. 7 is a bottom plan view thereof; and,
 FIG. 8 is a perspective view of the utensil stand in an open configuration in accordance with the present design.
 The broken lines shown are included for the purpose of illustrating a portion of the utensil stand that forms no part of the claimed design.

1 Claim, 4 Drawing Sheets



(56)

References Cited

U.S. PATENT DOCUMENTS

D465,336 S	11/2002	Zemel	D569,174 S	5/2008	Zemel	
D474,644 S	5/2003	Zemel	D572,079 S	7/2008	Zemel	
D476,525 S	7/2003	Zemel	D572,080 S	7/2008	Zemel	
D481,906 S	11/2003	Knor	D573,350 S	7/2008	Rivas	
D482,566 S	11/2003	Zemel	D574,184 S	8/2008	Zemel	
D482,569 S	11/2003	Zemel	D578,826 S	10/2008	Lu	
D491,413 S	6/2004	Rosenthal	D579,269 S	10/2008	Zemel	
D492,543 S	7/2004	Munari	D579,668 S	11/2008	Zemel	
D494,006 S	8/2004	Zemel	D580,659 S	11/2008	Zemel	
D494,807 S	8/2004	Zemel	D588,868 S	3/2009	Zemel	
D496,558 S	9/2004	Zemel	D616,205 S	5/2010	Rothman	
D503,071 S	3/2005	Lu	7,716,775 B2	5/2010	DiPietro et al.	
D528,857 S	9/2006	Zemel	D618,499 S	6/2010	Zemel	
D529,333 S	10/2006	Zemel	D622,542 S	8/2010	Zemel	
D529,335 S	10/2006	Zemel	D629,650 S	12/2010	Funka, Jr. et al.	
D531,853 S	11/2006	Zemel	D631,289 S	1/2011	Tuli	
D533,397 S	12/2006	Zemel	D637,007 S *	5/2011	Miller	D4/199
D534,001 S	12/2006	Zemel	D658,433 S *	5/2012	Zemel	D7/393
D535,147 S	1/2007	Zemel	D658,937 S	5/2012	Zemel	
D535,519 S	1/2007	Zemel	D660,141 S	5/2012	Zemel	
D536,530 S	2/2007	Peterson	D663,159 S	7/2012	Zemel	
D544,750 S	6/2007	Zemel	D679,506 S	4/2013	Hile	
D545,120 S	6/2007	Zemel	D682,018 S *	5/2013	Zemel	D7/393
D545,121 S	6/2007	Zemel	D689,737 S *	9/2013	Zepter	D7/395
D550,504 S	9/2007	Zemel	D690,153 S	9/2013	Zemel	
D556,458 S *	12/2007	Lanz	D702,996 S	4/2014	Zemel et al.	
D562,062 S	2/2008	Zemel	D703,444 S	4/2014	Jalet et al.	
D562,064 S	2/2008	Zemel	D737,626 S	9/2015	Lu	
D563,675 S	3/2008	Zemel	D749,898 S *	2/2016	Hundley	D7/395
D564,292 S	3/2008	Zemel	D751,824 S	3/2016	Childs	
D566,460 S	4/2008	Zemel	D773,242 S	12/2016	Zemel et al.	
			9,565,973 B2 *	2/2017	Paul	A47J 45/071
			D782,828 S	4/2017	Hwang	

* cited by examiner

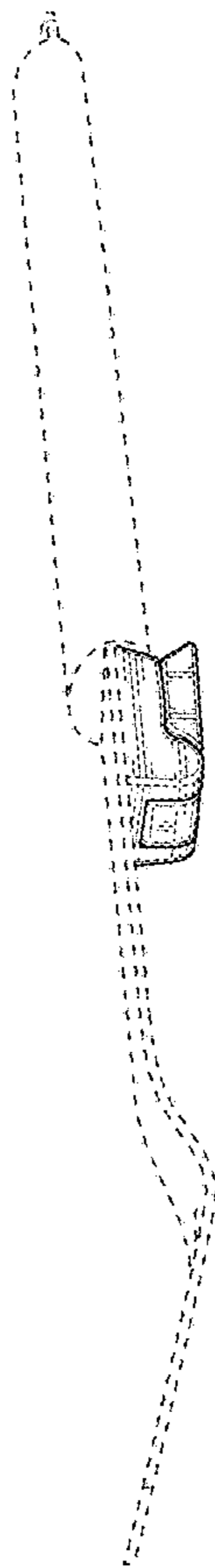


FIG. 1

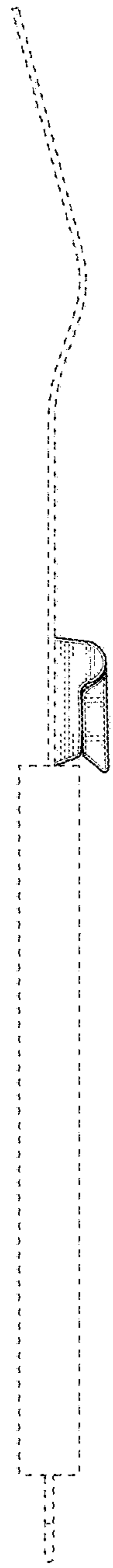


FIG. 2

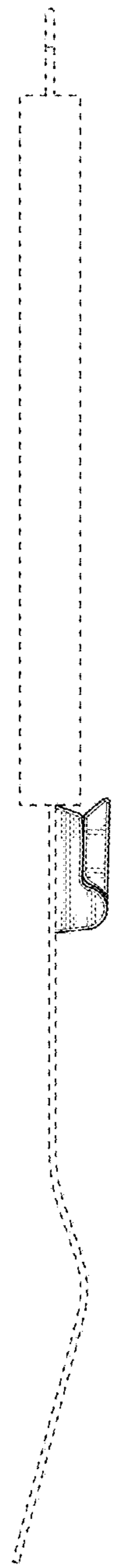


FIG. 3

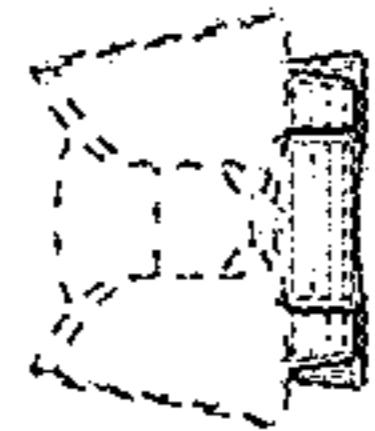


FIG. 4

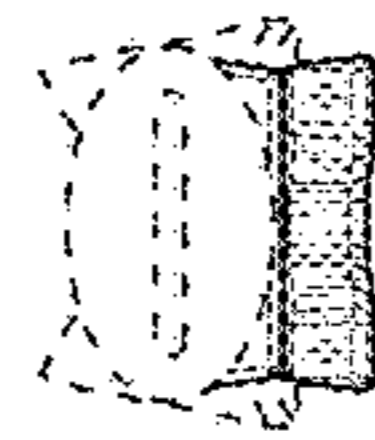


FIG. 5




FIG. 6

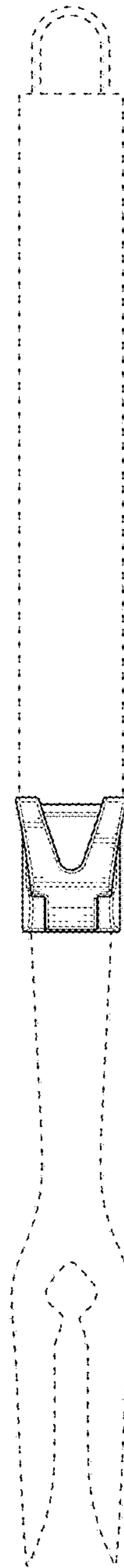


FIG. 7

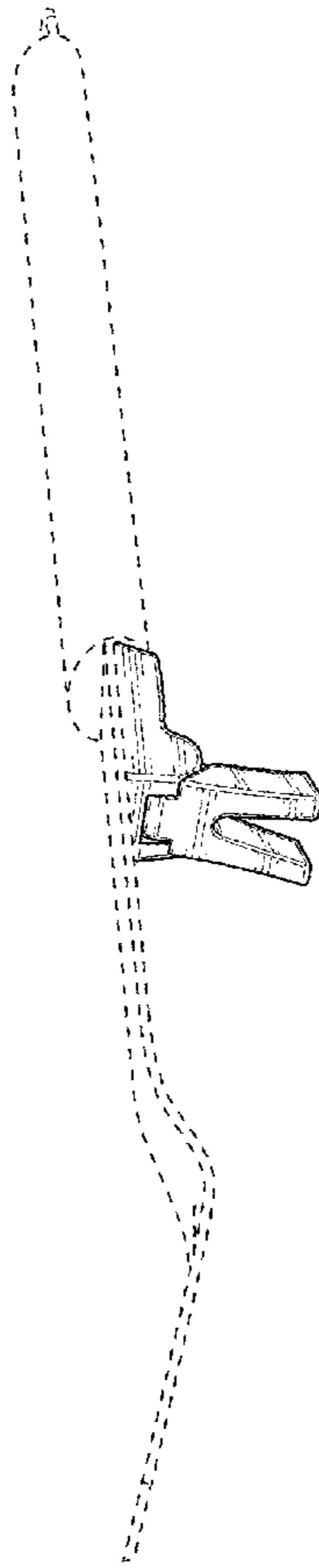


FIG. 8