



US00D837527S

(12) **United States Design Patent**  
**Wainless et al.**

(10) **Patent No.:** **US D837,527 S**  
(45) **Date of Patent:** **\*\* Jan. 8, 2019**

- (54) **REFILL HEAD FOR AN ORAL CARE IMPLEMENT**
- (71) Applicant: **COLGATE-PALMOLIVE COMPANY**, New York, NY (US)
- (72) Inventors: **Daniel Wainless**, New Brunswick, NJ (US); **Douglas Hohlbein**, Hopewell, NJ (US); **Douglas Henderson**, Basking Ridge, NJ (US); **Jiunnhaur Lim**, Shanghai (CN); **Jiantao Wang**, Shanghai (CN); **Pei Zhou**, Shanghai (CN); **Thuanchong Tan**, Shanghai (CN); **Pengyang Fu**, Shanghai (CN)

6,145,152 A	11/2000	Ward	
D457,326 S *	5/2002	Winkler	D4/104
6,546,585 B1	4/2003	Blaustein et al.	
D517,325 S *	3/2006	Black	D4/108
D635,775 S *	4/2011	Kalbfeld	D4/104
D703,443 S *	4/2014	Gatzemeyer	D4/101
9,038,225 B2 *	5/2015	Haynes	A61C 17/26 15/28
D775,470 S *	1/2017	Xi	D4/104
D793,735 S *	8/2017	Zavalloni	D4/101
D794,336 S *	8/2017	Zavalloni	D4/101
D798,062 S *	9/2017	Bauernfeind	D4/104
D799,836 S *	10/2017	Bauernfeind	D4/104
D805,306 S *	12/2017	Massee	D4/101
2007/0294847 A1 *	12/2007	Wang	A61C 17/349 15/22.2

- (73) Assignee: **Colgate-Palmolive Company**, New York, NY (US)

\* cited by examiner

(\*\*) Term: **15 Years**

*Primary Examiner* — Karen S Acker  
*Assistant Examiner* — Jasmine Mlinarcik

(21) Appl. No.: **29/585,607**

(57) **CLAIM**

(22) Filed: **Nov. 28, 2016**

The ornamental design for a refill head for an oral care implement refill, as shown and described.

(51) **LOC (11) Cl.** ..... **04-02**

**DESCRIPTION**

(52) **U.S. Cl.**

USPC ..... **D4/104**

(58) **Field of Classification Search**

USPC ..... D4/100, 101, 102, 104, 108, 112, 113;  
D24/119, 152, 176

CPC ..... A46B 5/00; A46B 5/0016; A46B 5/0095;  
A46B 5/21; A46B 9/04; A46B 9/10;  
A46B 2200/106

See application file for complete search history.

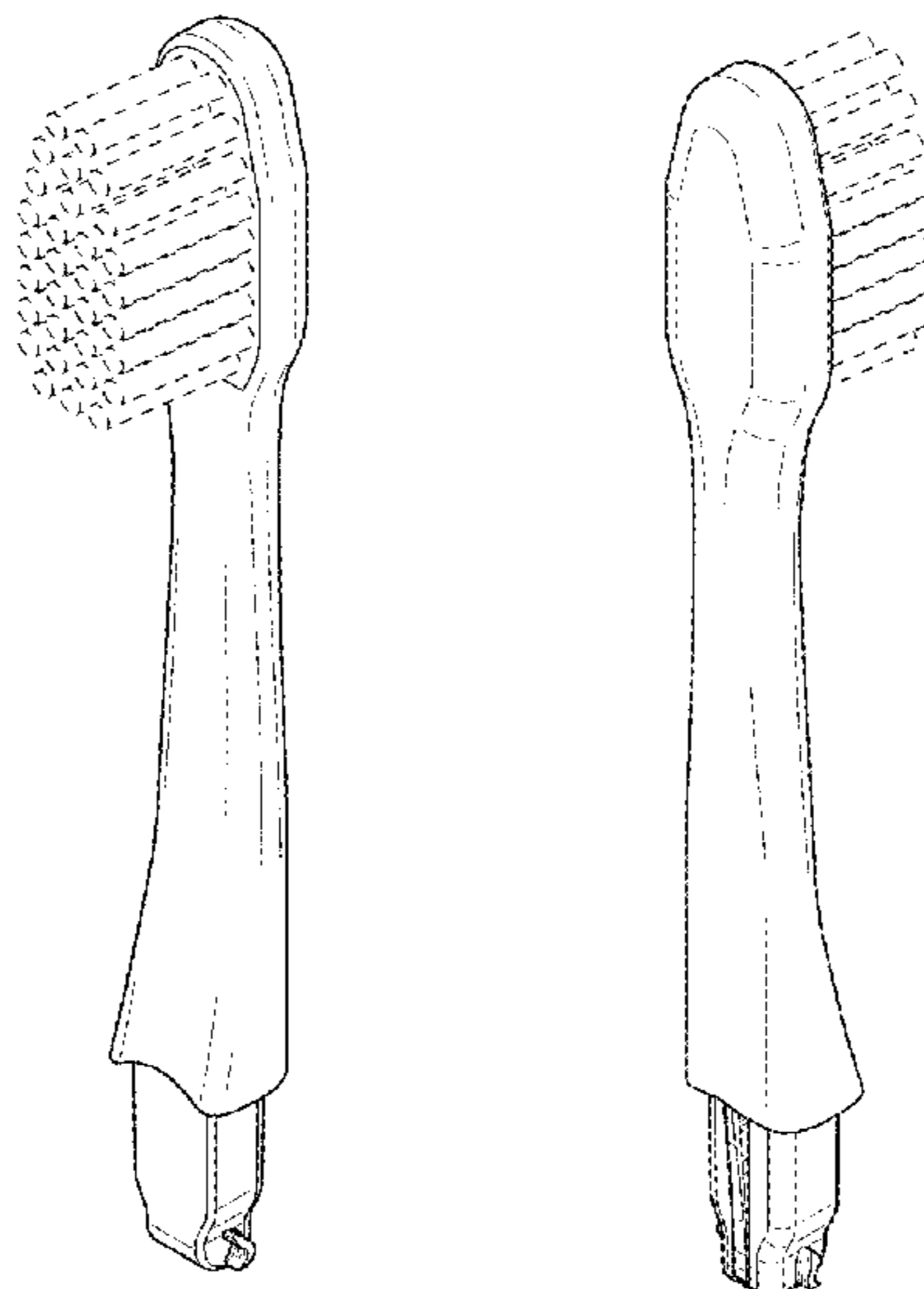
FIG. 1 is a front right perspective view of a refill head for an oral care implement according to the new design; FIG. 2 is a rear left perspective view thereof; FIG. 3 is a front view thereof; FIG. 4 is a rear view thereof; FIG. 5 is a right side view thereof; FIG. 6 is a left side view thereof; FIG. 7 is an enlarged top view thereof; and, FIG. 8 is an enlarged bottom view thereof. The broken lines formed by even length segments shown in the drawings depict environment structure that forms no part of the claimed design.

(56) **References Cited**

**U.S. PATENT DOCUMENTS**

D137,249 S \* 2/1944 Groff ..... 15/167.1  
5,875,510 A 3/1999 Lamond et al.

**1 Claim, 4 Drawing Sheets**



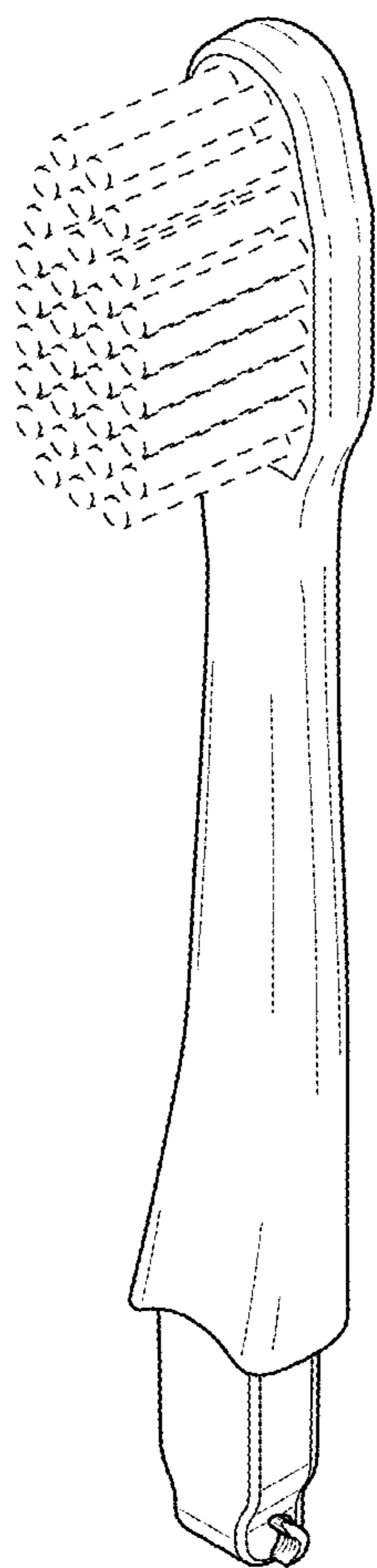


FIG. 1

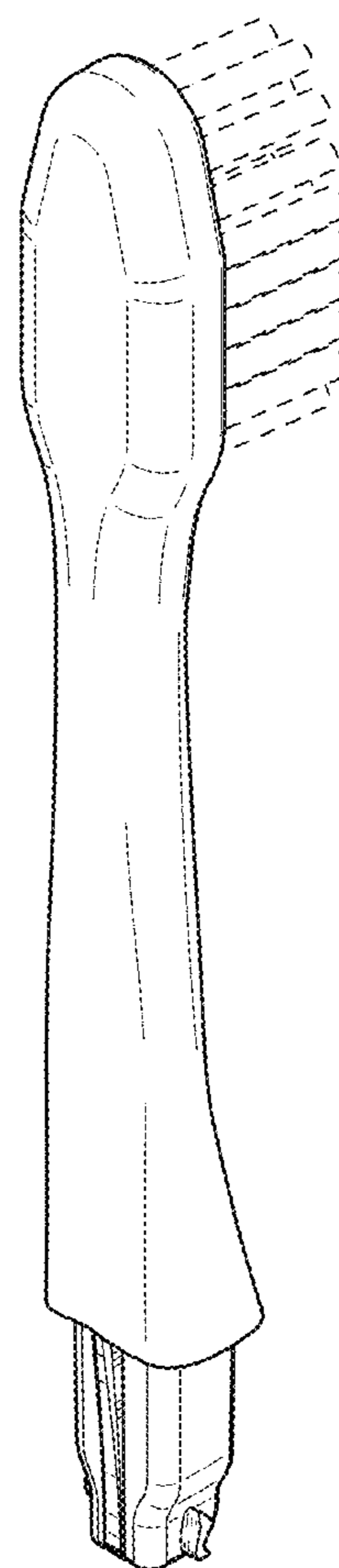


FIG. 2

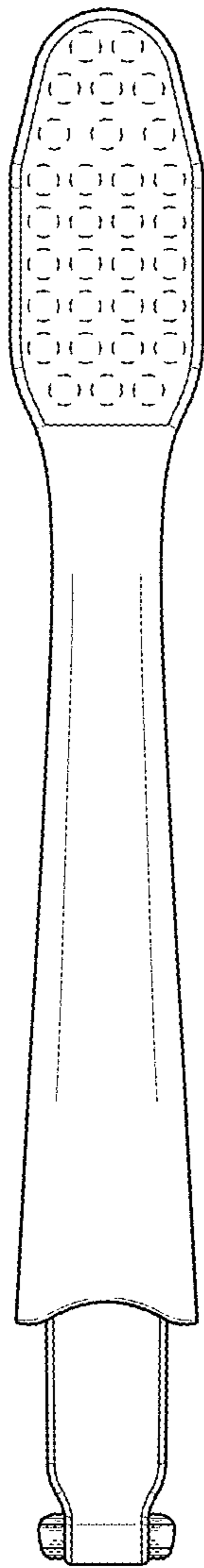


FIG. 3




FIG. 4

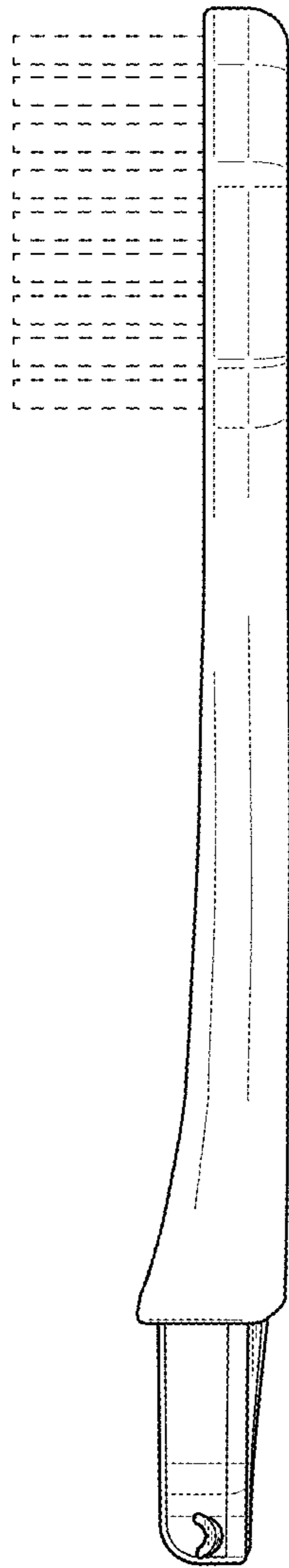


FIG. 5

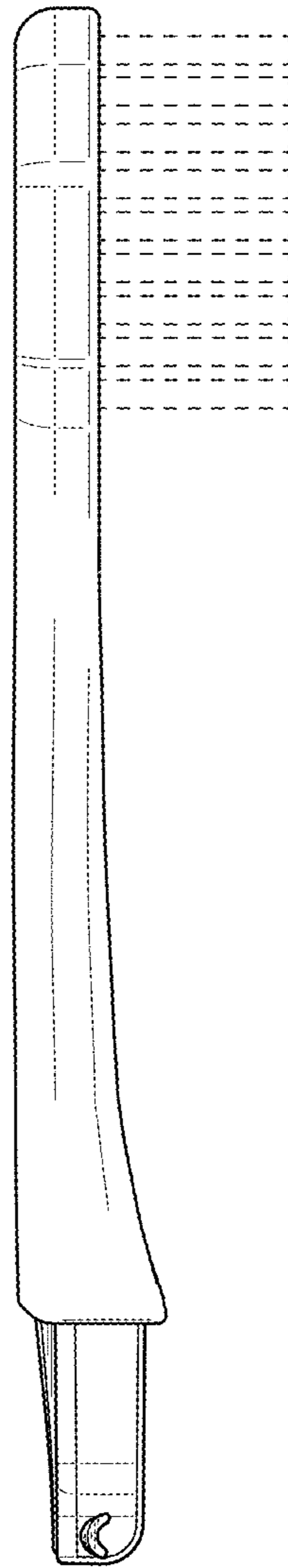


FIG. 6

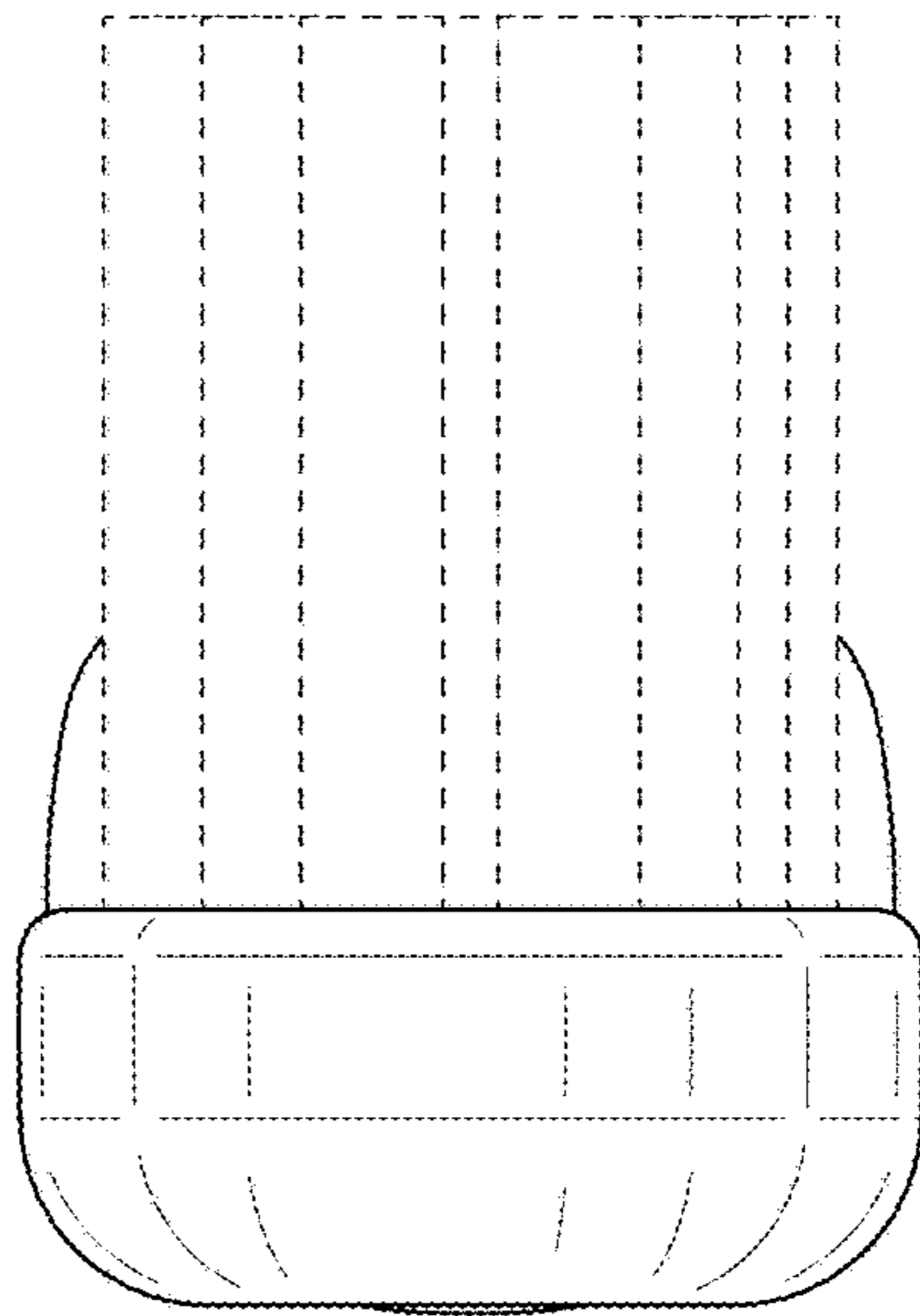


FIG. 7

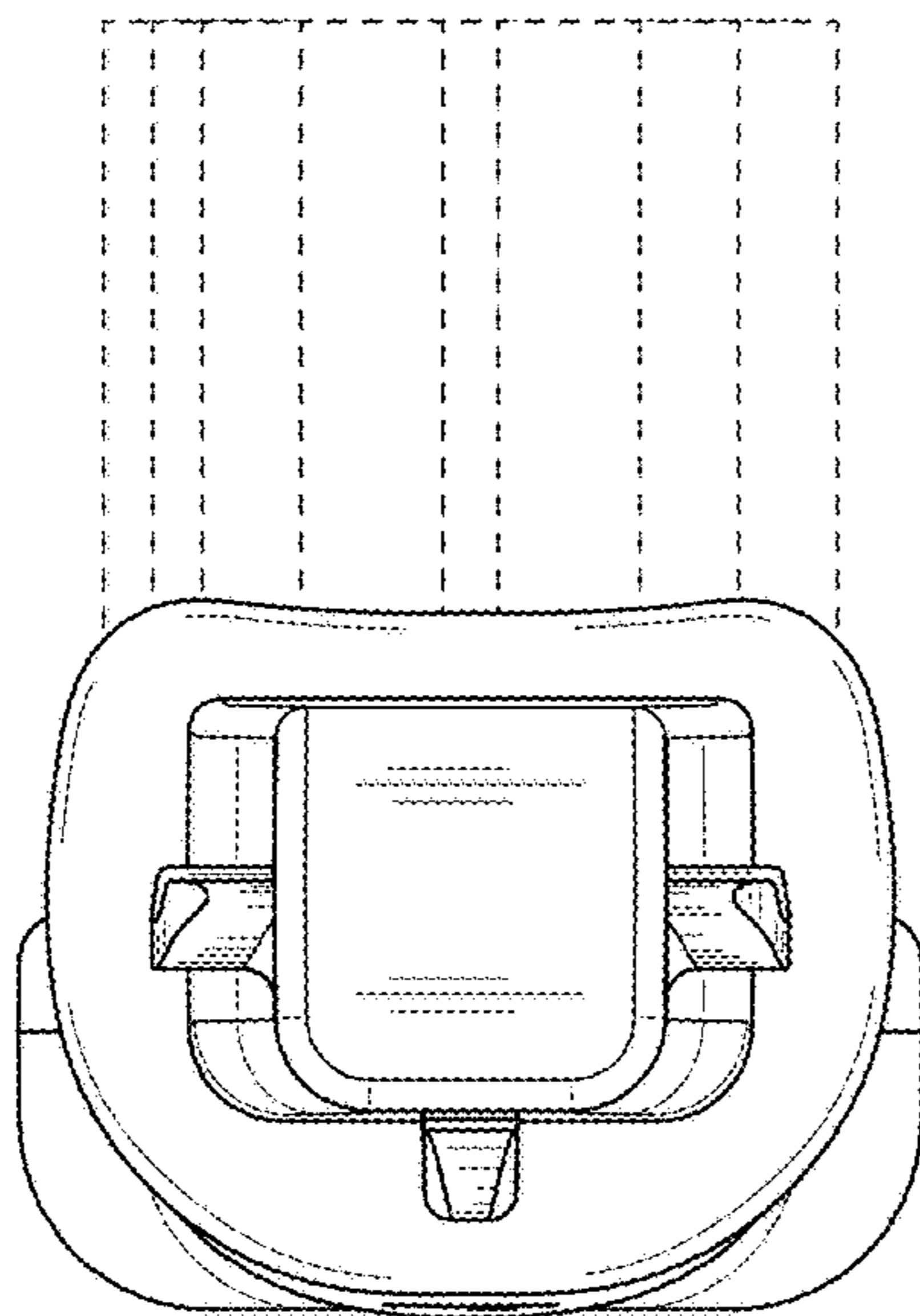


FIG. 8