



US00D837490S

(12) **United States Design Patent**  
**Pittman**

(10) **Patent No.:** **US D837,490 S**  
(45) **Date of Patent:** **\*\* Jan. 8, 2019**

(54) **HEADWEAR WITH UNDERSIDE NETTING**

(71) Applicant: **LooRay Enterprises, Inc.**, Chicago, IL (US)

(72) Inventor: **Raquel Pittman**, Chicago, IL (US)

(73) Assignee: **LooRay Enterprises, Inc.**, Chicago, IL (US)

(\*\*) Term: **15 Years**

(21) Appl. No.: **29/597,345**

(22) Filed: **Mar. 16, 2017**

(51) **LOC (11) Cl.** ..... **02-03**

(52) **U.S. Cl.**  
USPC ..... **D2/881**

(58) **Field of Classification Search**  
USPC ..... D2/865, 866, 867, 868, 870, 874, 877,  
D2/878, 880, 881, 883, 889, 102, 109,  
D2/122, 129  
CPC .. A41D 23/00; A42B 1/00; A42B 1/02; A42B  
1/04; A42B 1/041; A42B 1/046; A42B  
1/061; A42B 1/066; A42B 1/067; A42B  
1/201; A42B 3/00; A42B 5/00; A45D  
8/40

See application file for complete search history.

(56) **References Cited**

U.S. PATENT DOCUMENTS

- 5,381,559 A \* 1/1995 Wakefield, III ..... A42B 1/066  
2/172
- D359,384 S \* 6/1995 Dlugokeski ..... D2/865
- D399,993 S \* 10/1998 Delgado ..... D2/881
- D522,216 S \* 6/2006 Strong ..... D2/881
- 7,096,510 B2 \* 8/2006 Yeadon ..... A42B 1/041  
2/202
- D547,030 S \* 7/2007 Marquardt ..... D2/867
- D603,145 S \* 11/2009 Erby ..... D2/882

- D627,955 S \* 11/2010 Schrab ..... D2/881
- D641,544 S \* 7/2011 Fuglsang ..... D2/880
- D746,555 S \* 1/2016 Branson ..... D2/881
- D746,556 S \* 1/2016 Vifquain ..... D2/881
- 2003/0070208 A1 \* 4/2003 Magdziak-Hautala .....  
A42B 1/041  
2/207
- 2005/0034215 A1 \* 2/2005 Harrison ..... A42B 1/008  
2/207

\* cited by examiner

*Primary Examiner* — Karen S Acker

*Assistant Examiner* — Jasmine Mlinarcik

(74) *Attorney, Agent, or Firm* — McDonnell Boehnen  
Hulbert & Berghoff LLP

(57) **CLAIM**

The ornamental design for a headwear with underside netting, as shown and described.

**DESCRIPTION**

FIG. 1 is a perspective view of a headwear with underside netting shown in a position of use;  
FIG. 2 is a right side elevational view of the headwear with underside netting;  
FIG. 3 is a left side elevational view thereof;  
FIG. 4 is a front elevational view thereof;  
FIG. 5 is a rear elevational view thereof;  
FIG. 6 is top plan view thereof; and,  
FIG. 7 is bottom plan view thereof.

The broken lines showing the body on which the headwear with underside netting is positioned in FIG. 1 assist in illustrating how the claimed design may appear when worn and form no part of the claimed design. The finely incremented broken lines within the bounds of the headwear with underside netting represent stitching of the headwear with underside netting and form no part of the claimed design.

**1 Claim, 5 Drawing Sheets**

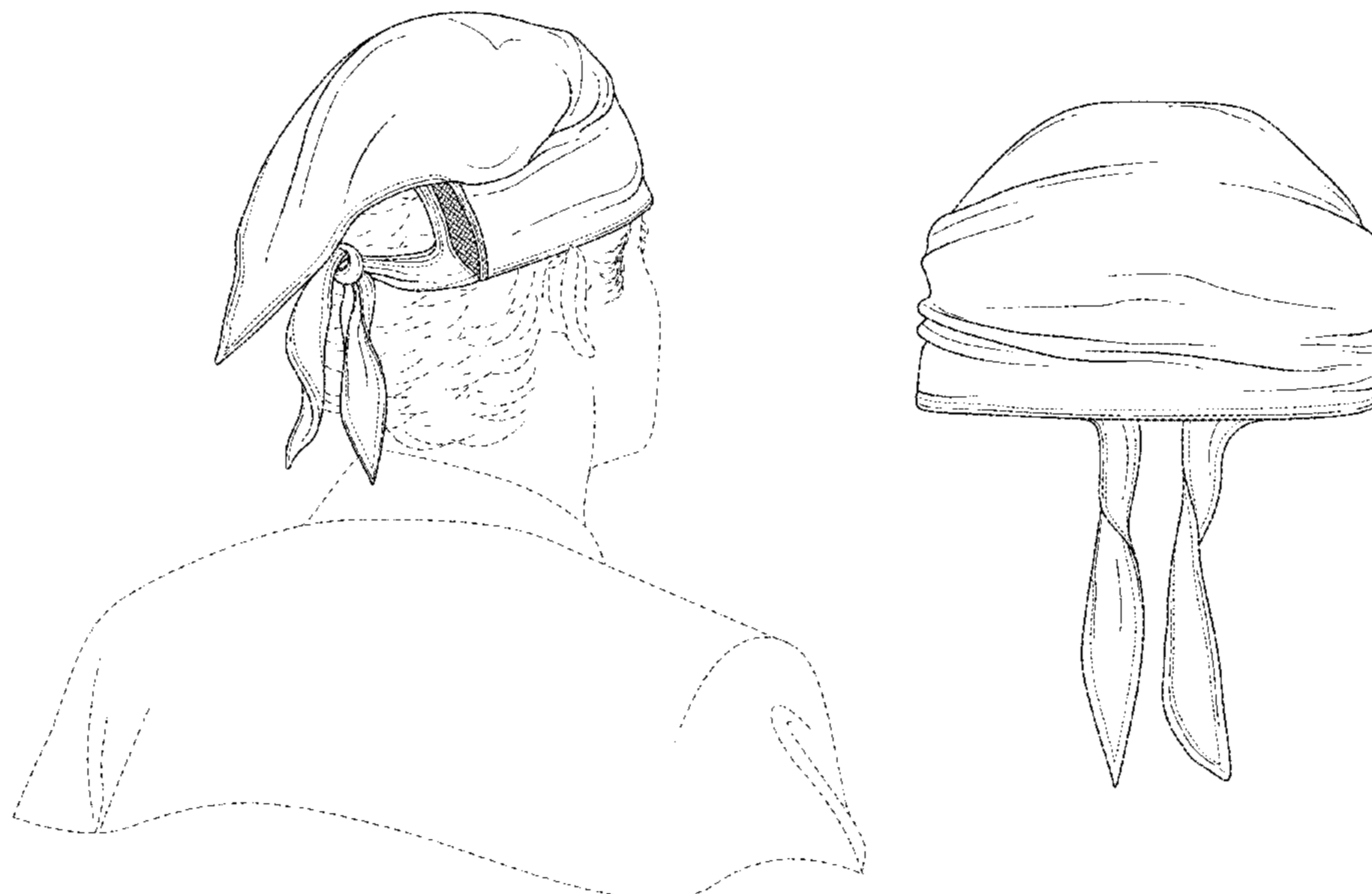




FIG. 1

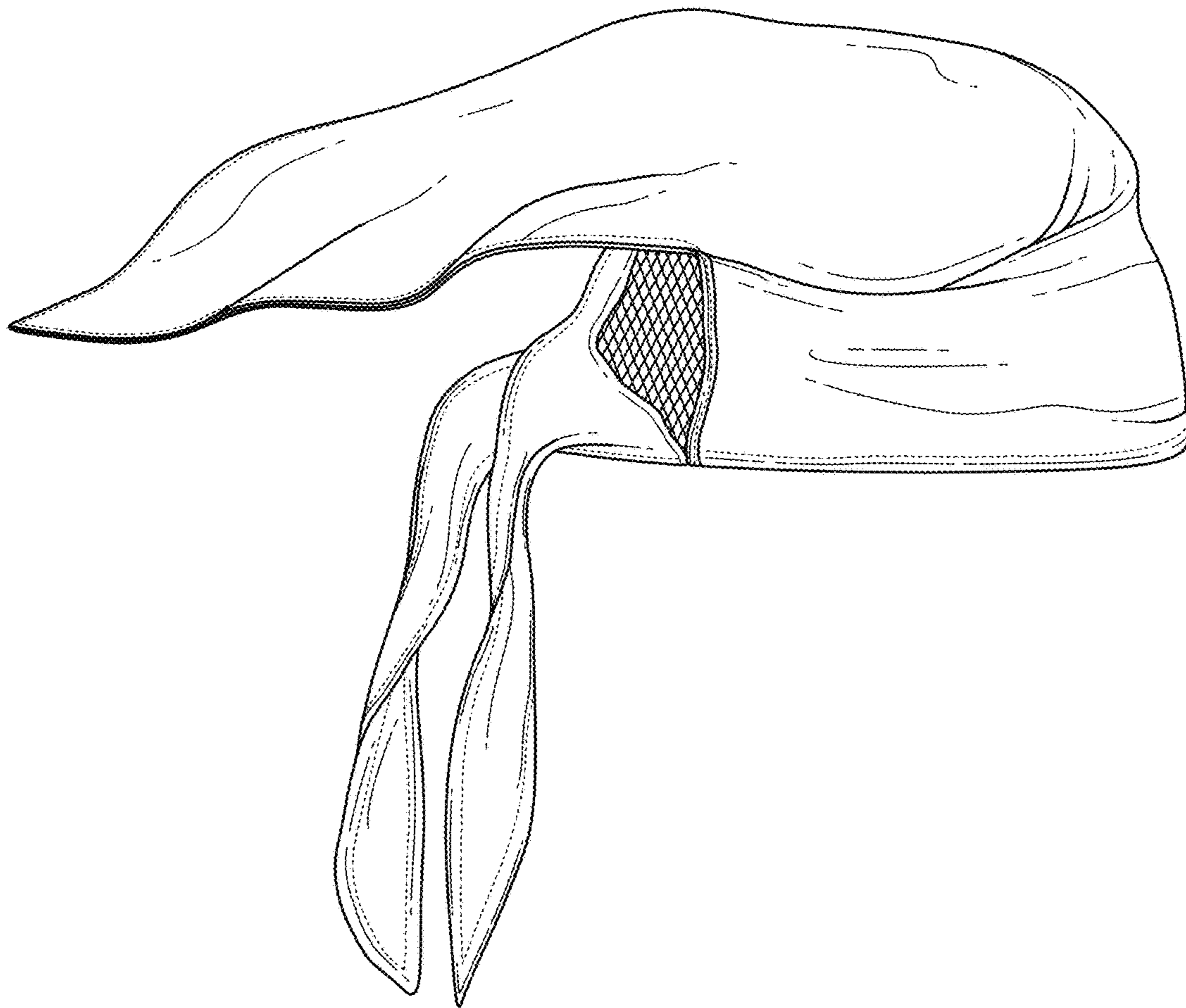


FIG. 2

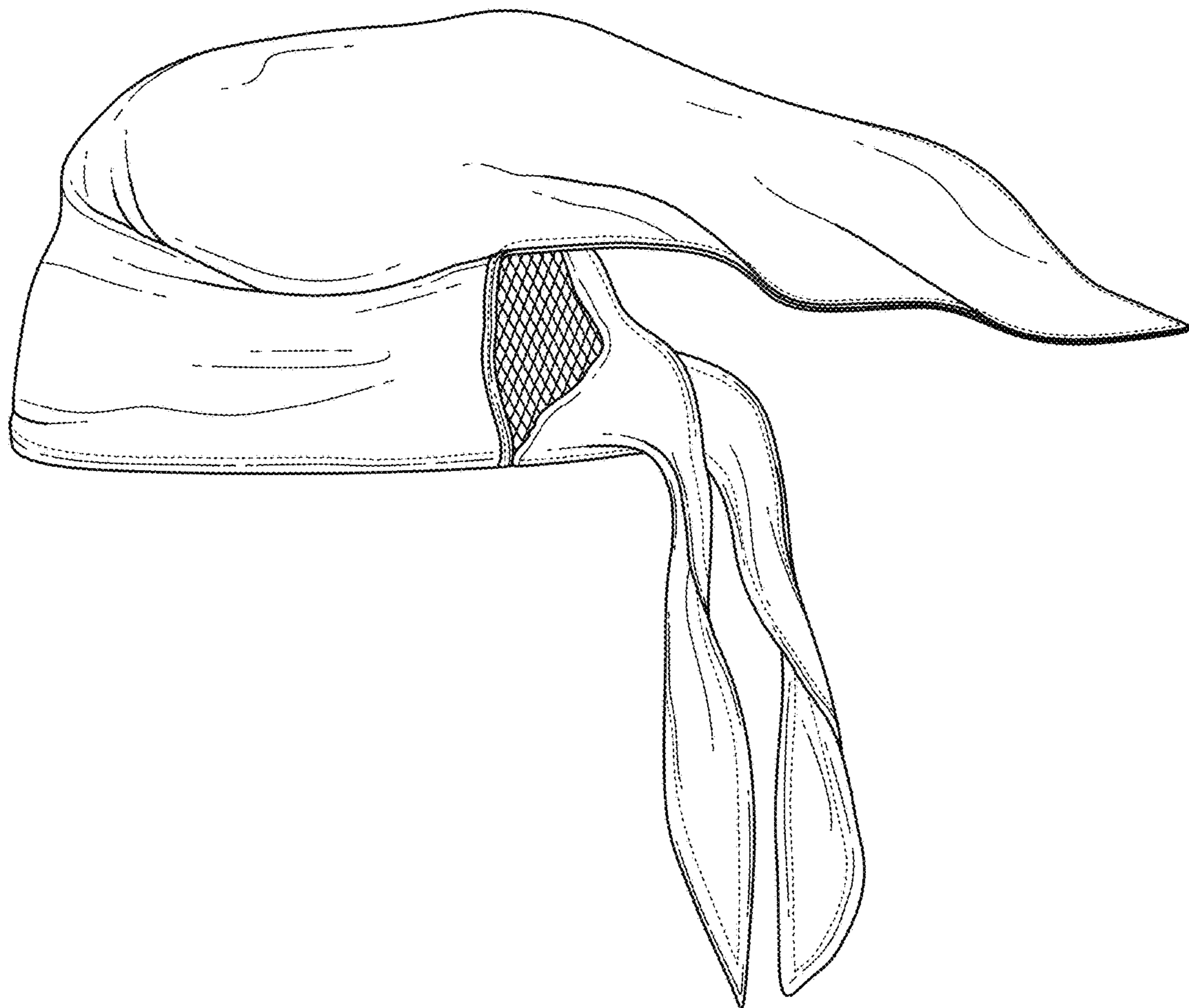


FIG. 3



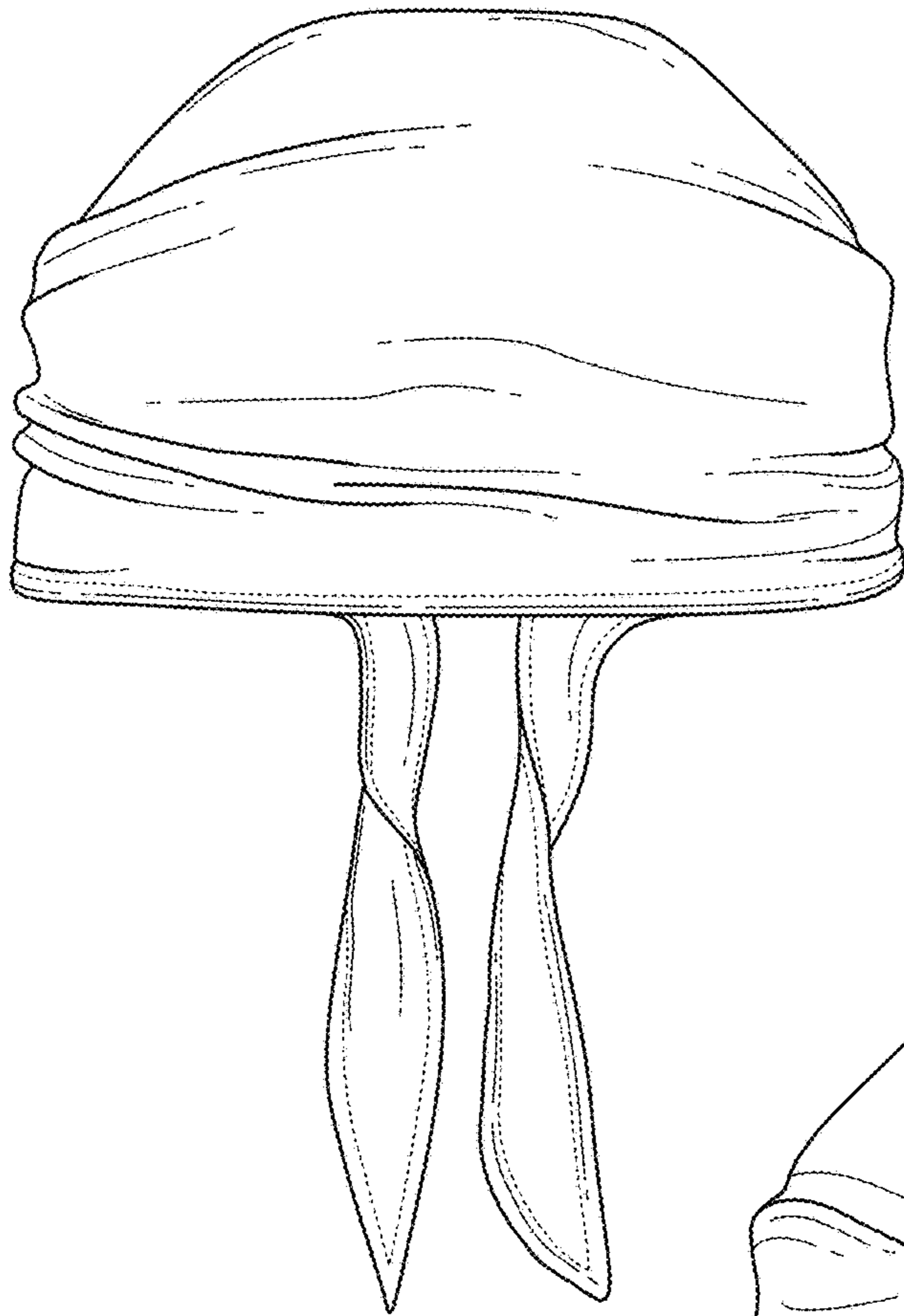


FIG. 4

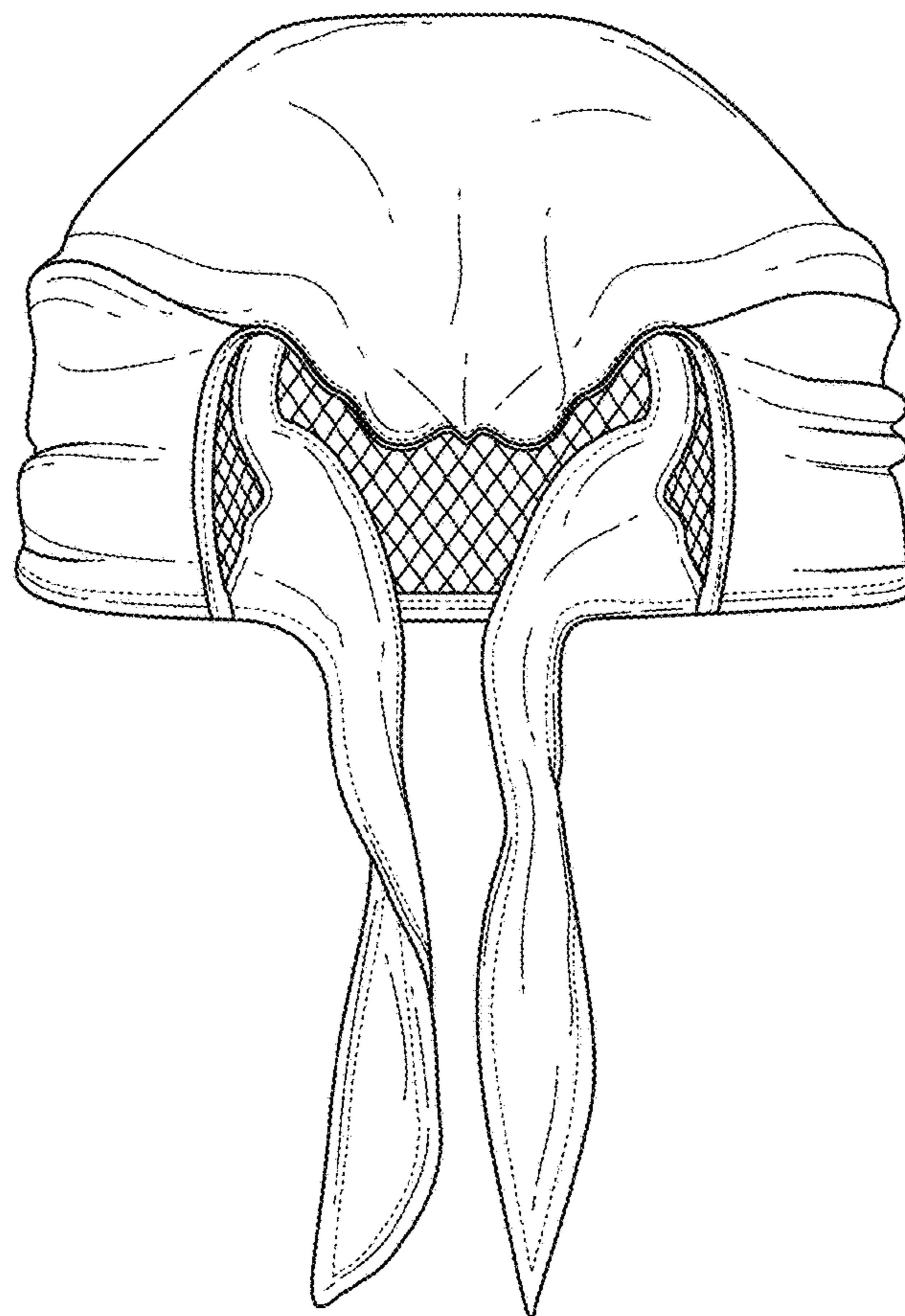


FIG. 5

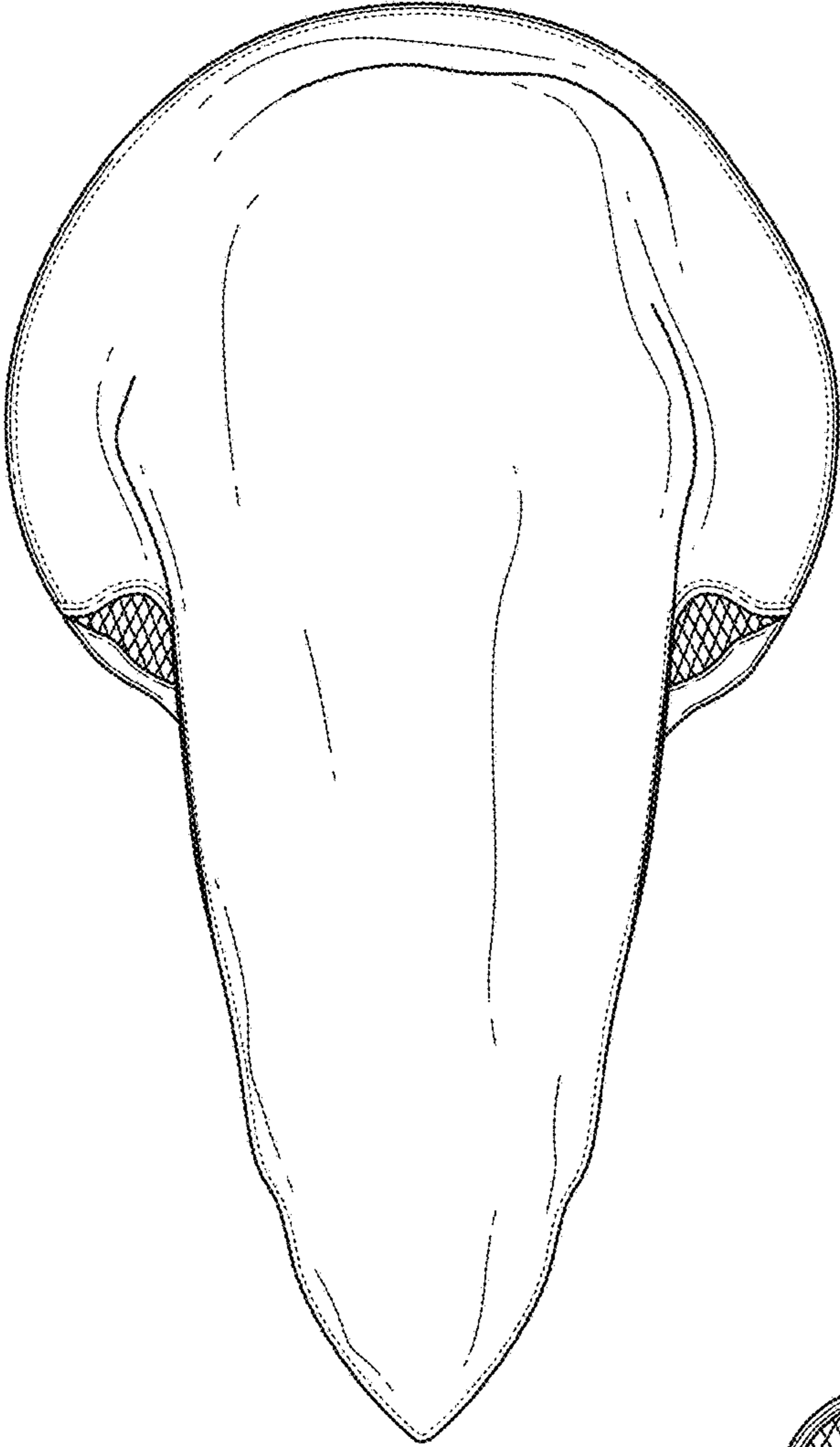


FIG. 6

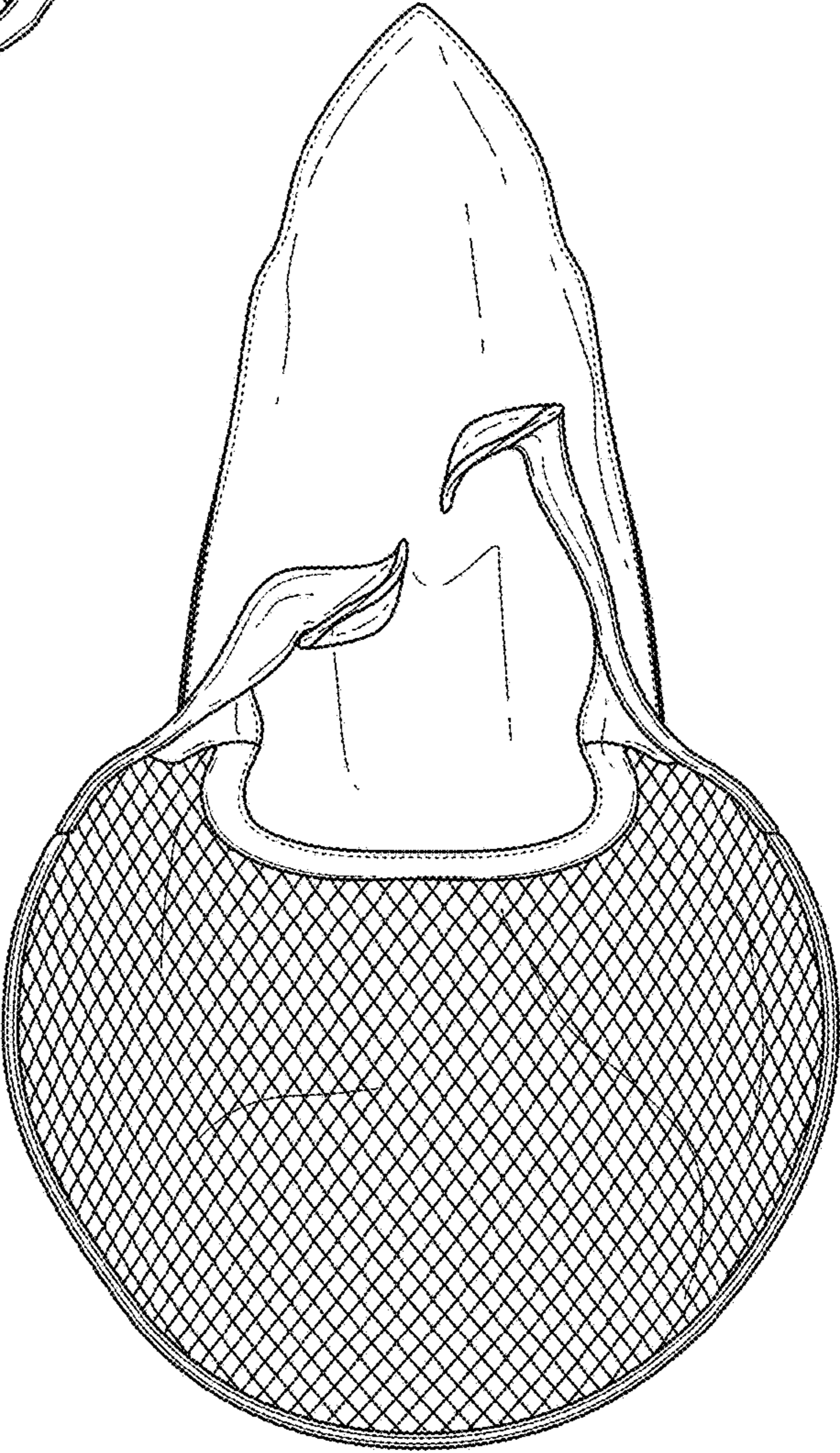


FIG. 7