



US00D837474S

(12) **United States Design Patent** (10) **Patent No.:** **US D837,474 S**  
**Parker et al.** (45) **Date of Patent:** **\*\* \*Jan. 1, 2019**

- (54) **WASTE DISPOSAL DEVICE COVER** 6,315,192 B1 \* 11/2001 Marlow ..... B65D 77/245  
220/738
- (71) Applicant: **Edgewell Personal Care Brands, LLC**, Chesterfield, MO (US) D685,230 S \* 7/2013 Hassman ..... D7/624.2  
D751,866 S \* 3/2016 Sokoly ..... D7/607  
D762,423 S \* 8/2016 Coplin ..... D7/624.2
- (72) Inventors: **Dylan Parker**, Pheonix, MD (US); 9,493,302 B2 \* 11/2016 Rouso ..... B29C 66/1122  
**Alexander Chenvainu**, Mahwah, NJ D796,768 S \* 9/2017 Pinsonnault ..... D34/10  
(US) 2009/0127260 A1 \* 5/2009 Rouso ..... B65F 1/062  
220/263
- (73) Assignee: **Edgewell Personal Care, LLC**, 2016/0286994 A1 \* 10/2016 Felty ..... A47G 23/0216  
Chesterfield, MO (US) 2017/0224163 A1 \* 8/2017 Yocum ..... A47J 41/005

(\* ) Notice: This patent is subject to a terminal disclaimer.

(\*\*) Term: **15 Years**

(21) Appl. No.: **29/570,453**

(22) Filed: **Jul. 8, 2016**

(51) **LOC (11) Cl.** ..... **09-09**

(52) **U.S. Cl.** ..... **D34/10**  
USPC .....

(58) **Field of Classification Search**  
USPC ..... D34/1, 10; 220/903, 592.24, 737-739,  
220/915.2, 902, 379, 6, 263; 215/11.6,  
215/394; 224/148.3; D24/199; 150/901;  
D7/605, 624.2, 607; 62/457.1, 457.4,  
62/457.8, 529; D9/444  
CPC ..... B65D 81/3876; B65D 23/0871; B65D  
25/20; B65D 2203/02; B65D 23/0878;  
B65D 2519/00711; B65D 59/04; B65C  
3/065; B65C 3/08; A47G 2023/0291;  
A47G 19/2288

See application file for complete search history.

(56) **References Cited**

**U.S. PATENT DOCUMENTS**

- 4,838,466 A \* 6/1989 Holmstrom ..... A45F 3/16  
220/379
- 6,059,140 A \* 5/2000 Hicks ..... B65D 81/3879  
220/6

\* cited by examiner

*Primary Examiner* — Cynthia Ramirez

*Assistant Examiner* — Gino Colan

(57) **CLAIM**

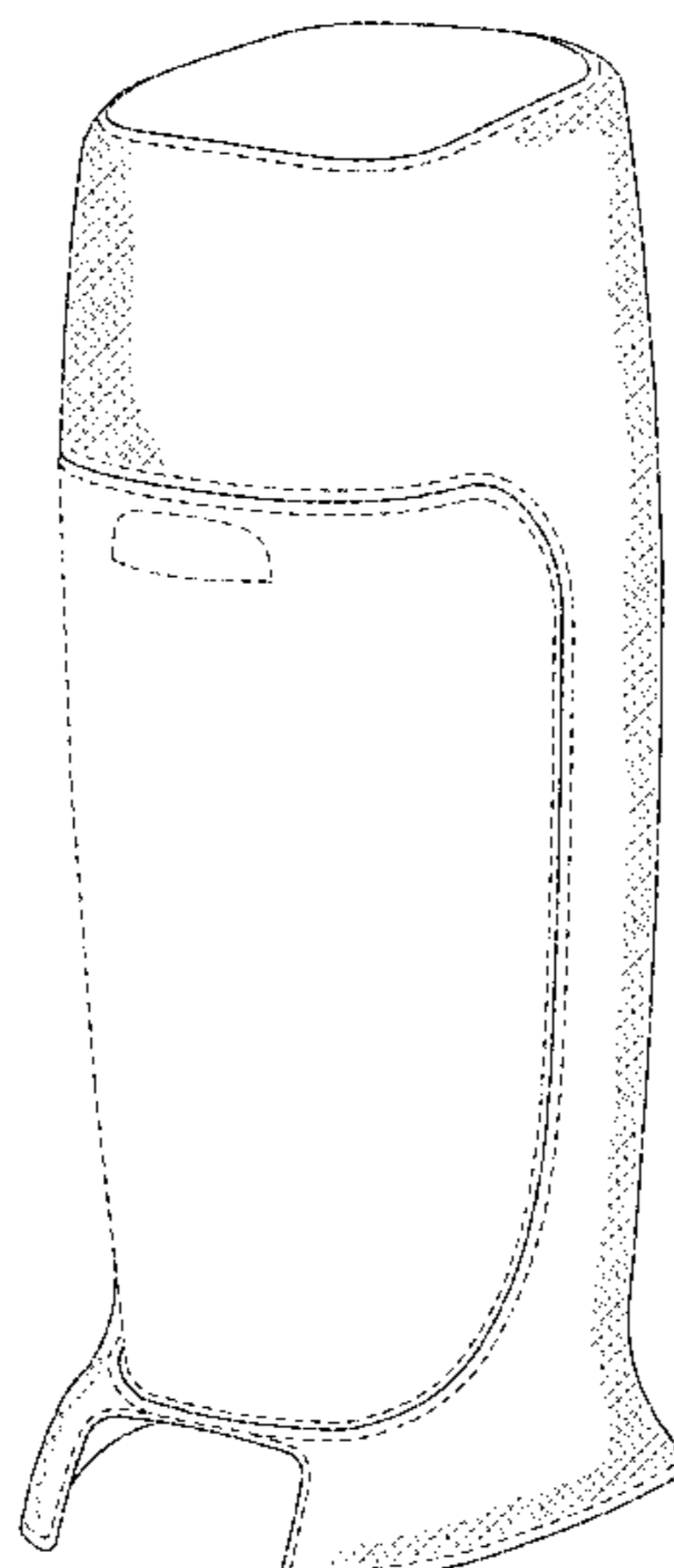
We claim the ornamental design for a waste disposal device cover, as shown and described.

**DESCRIPTION**

FIG. 1 is a front perspective view of a waste disposal device cover showing our new design;  
FIG. 2 is a front elevation view thereof;  
FIG. 3 is a back elevation view thereof;  
FIG. 4 is a right side elevation view thereof;  
FIG. 5 is a left side elevation view thereof;  
FIG. 6 is a top plan view thereof; and,  
FIG. 7 is a bottom plan view thereof.

The stippled shading in the figures is fragmentarily shown for convenience of illustration, it being understood that the stippled shading is uniformly continued over the surface on which it appears.

**1 Claim, 6 Drawing Sheets**



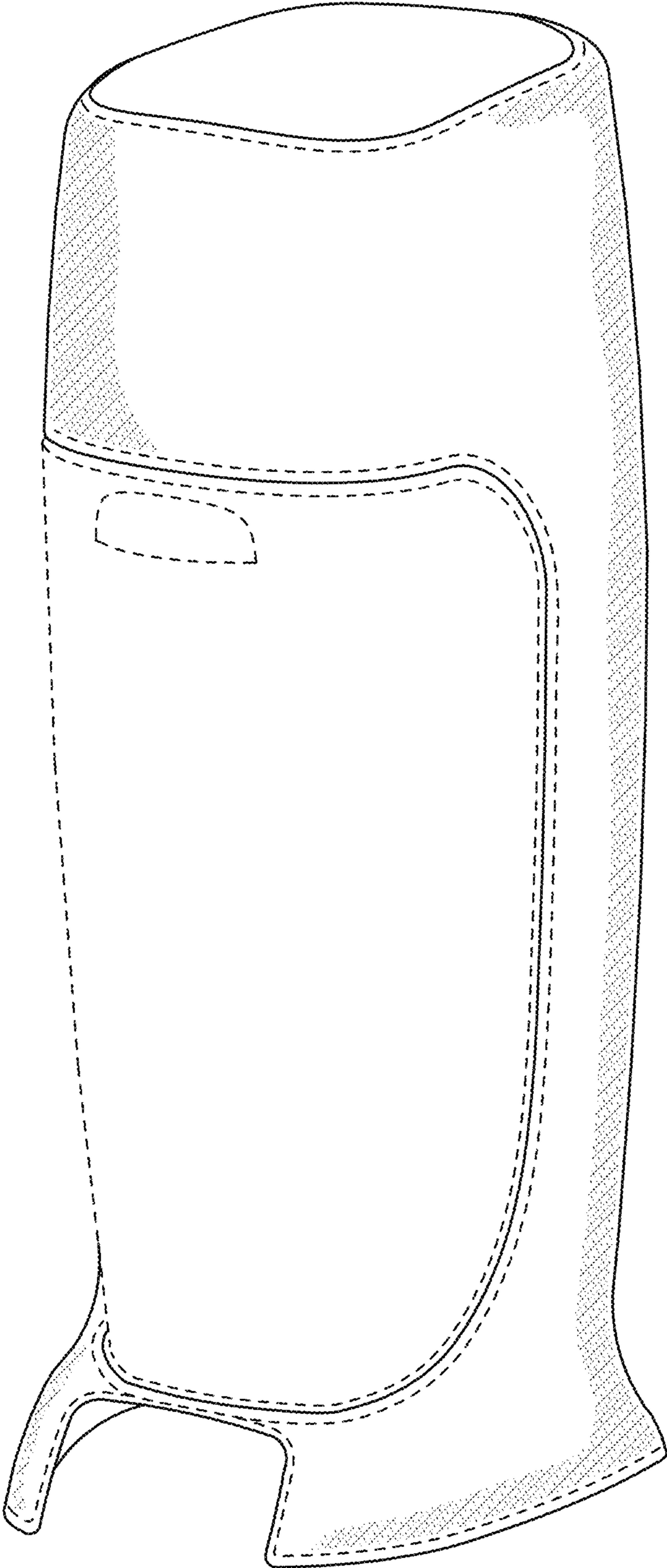


FIG. 1

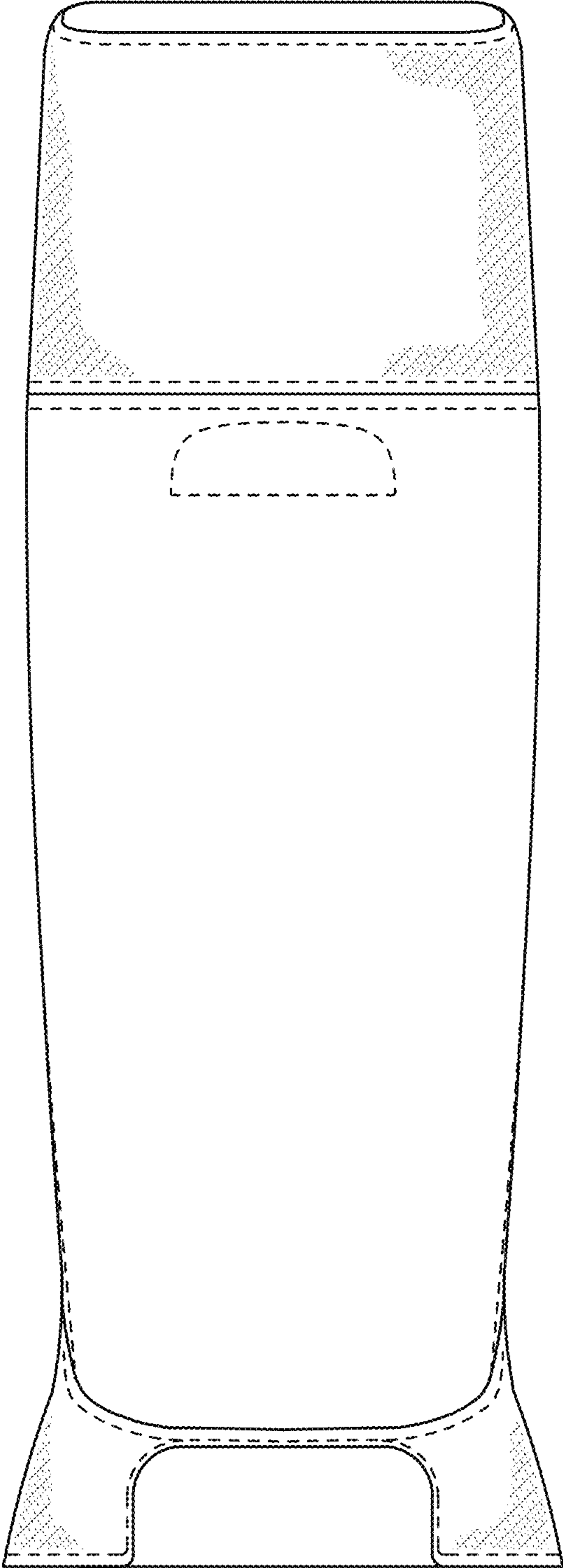


FIG. 2

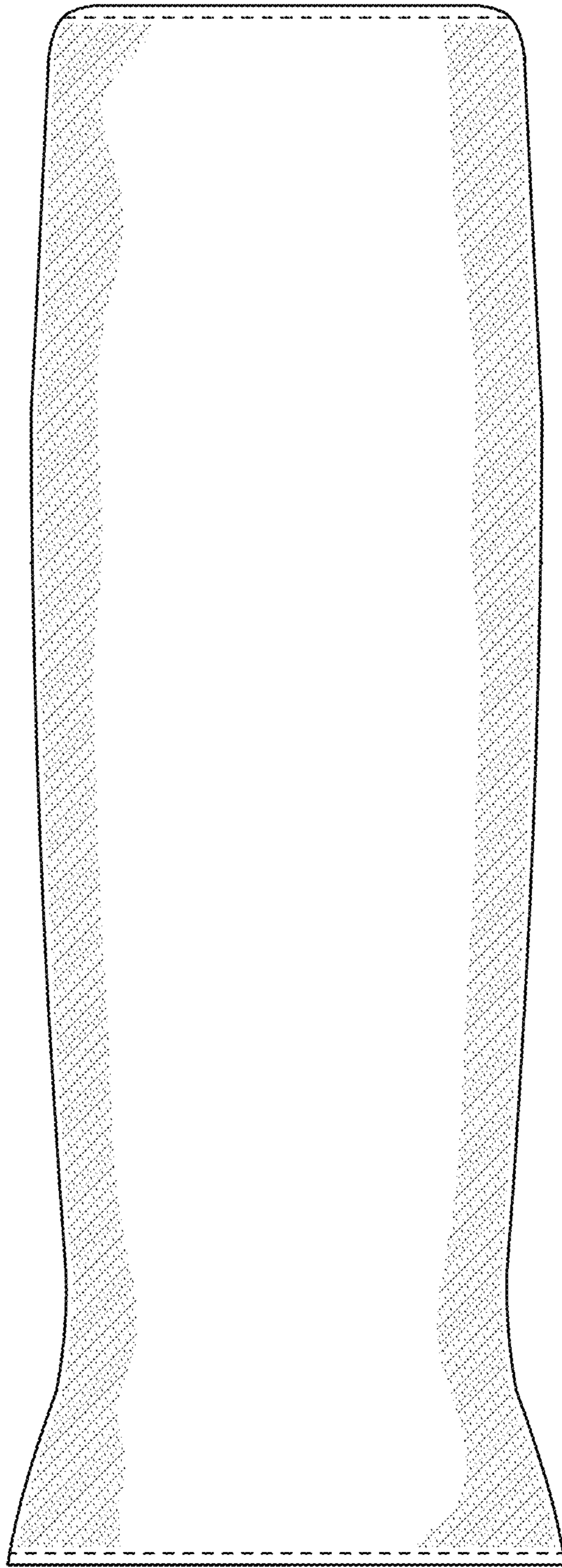


FIG. 3



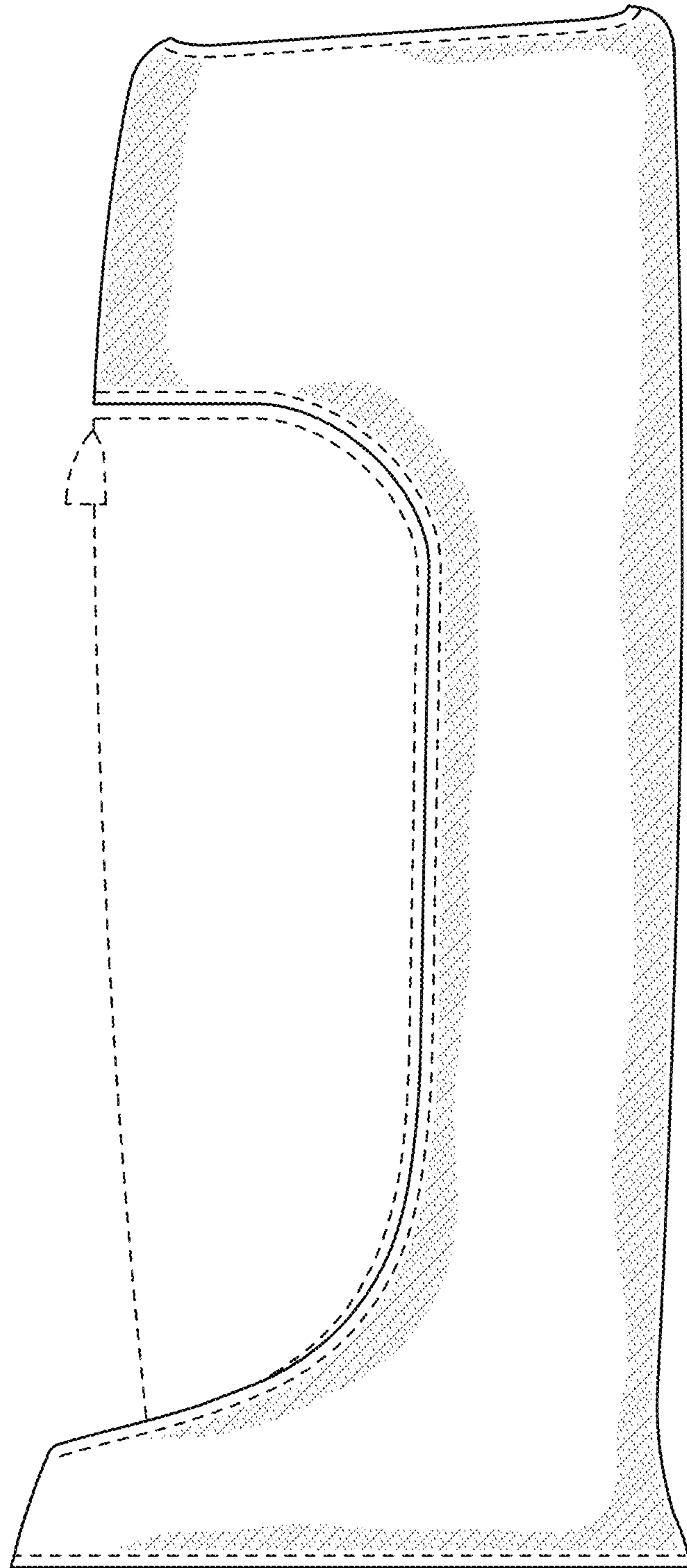


FIG. 4

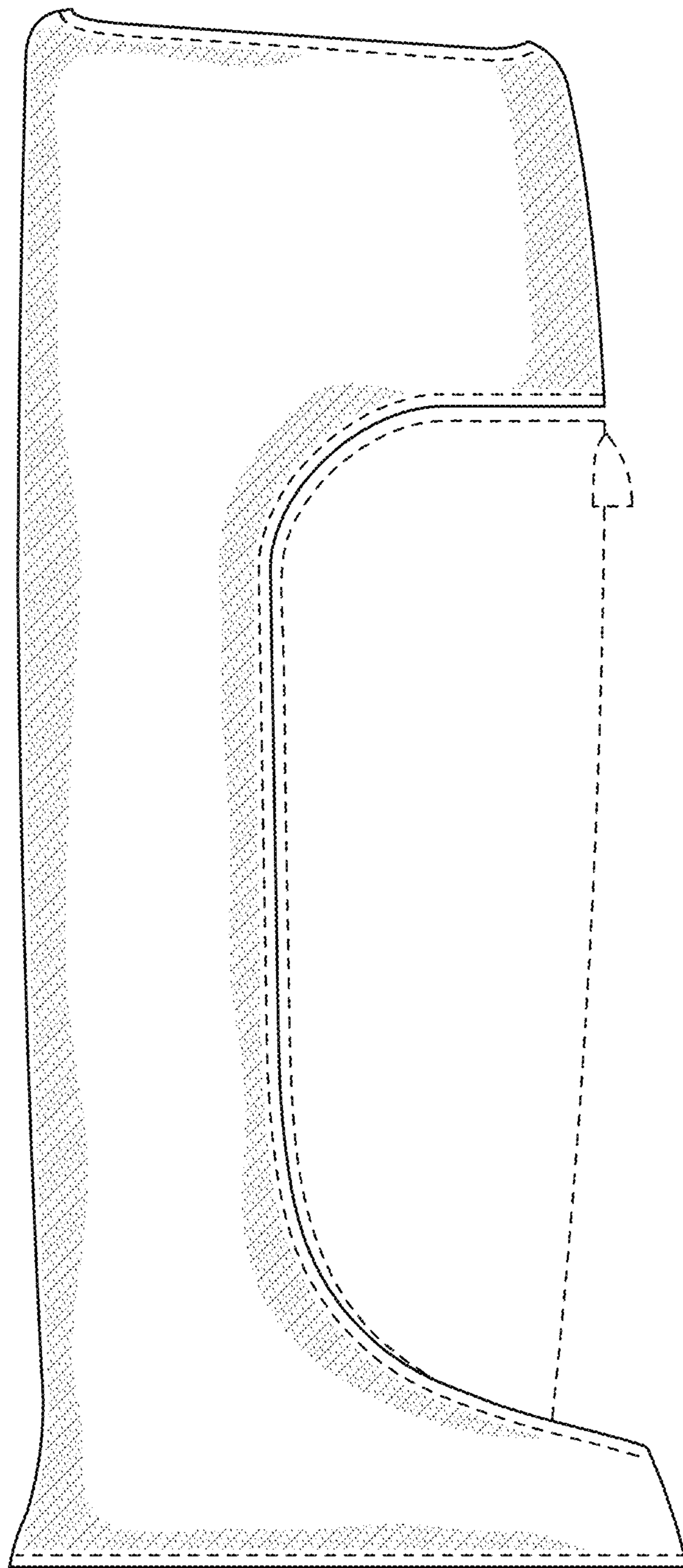


FIG. 5

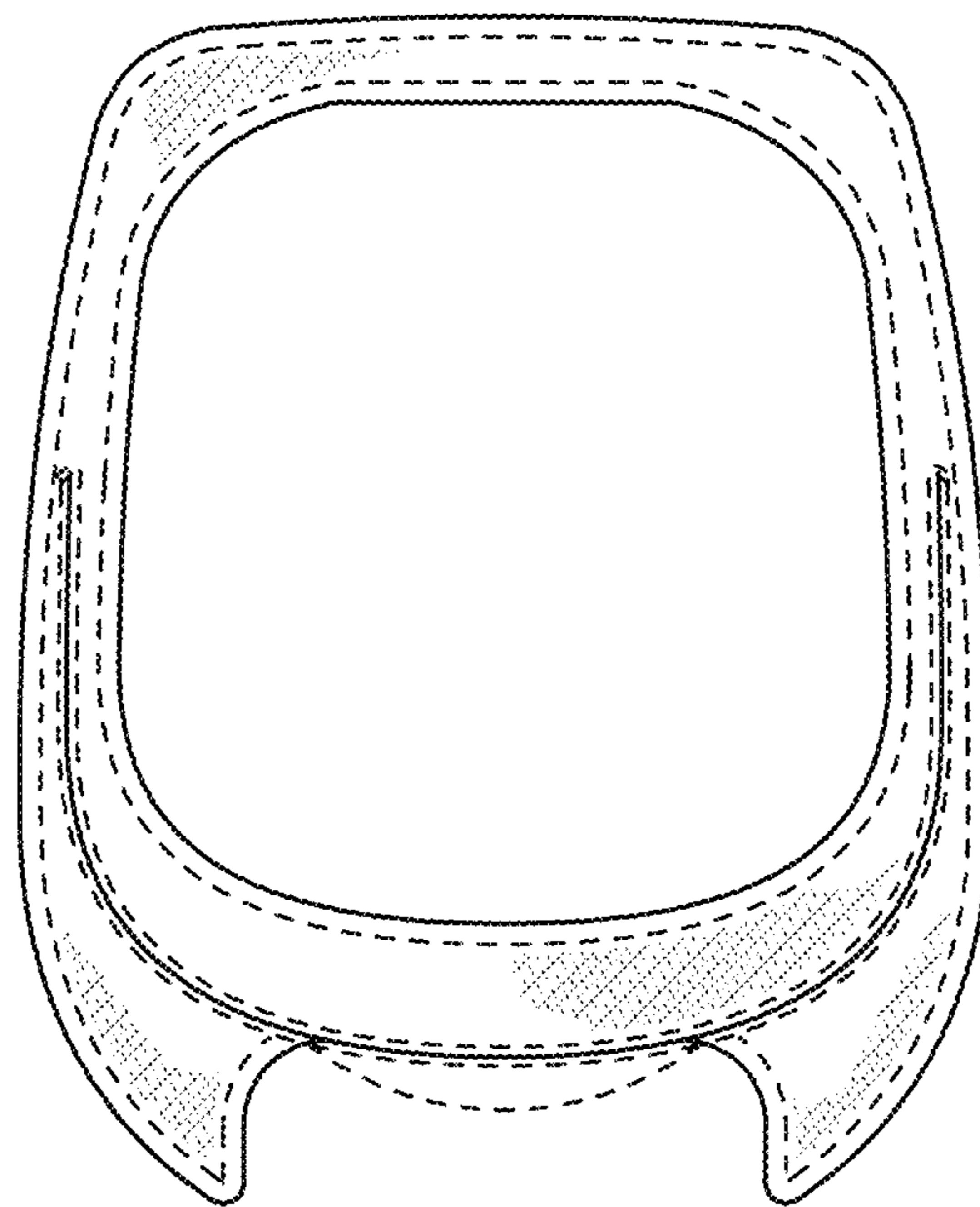


FIG. 6

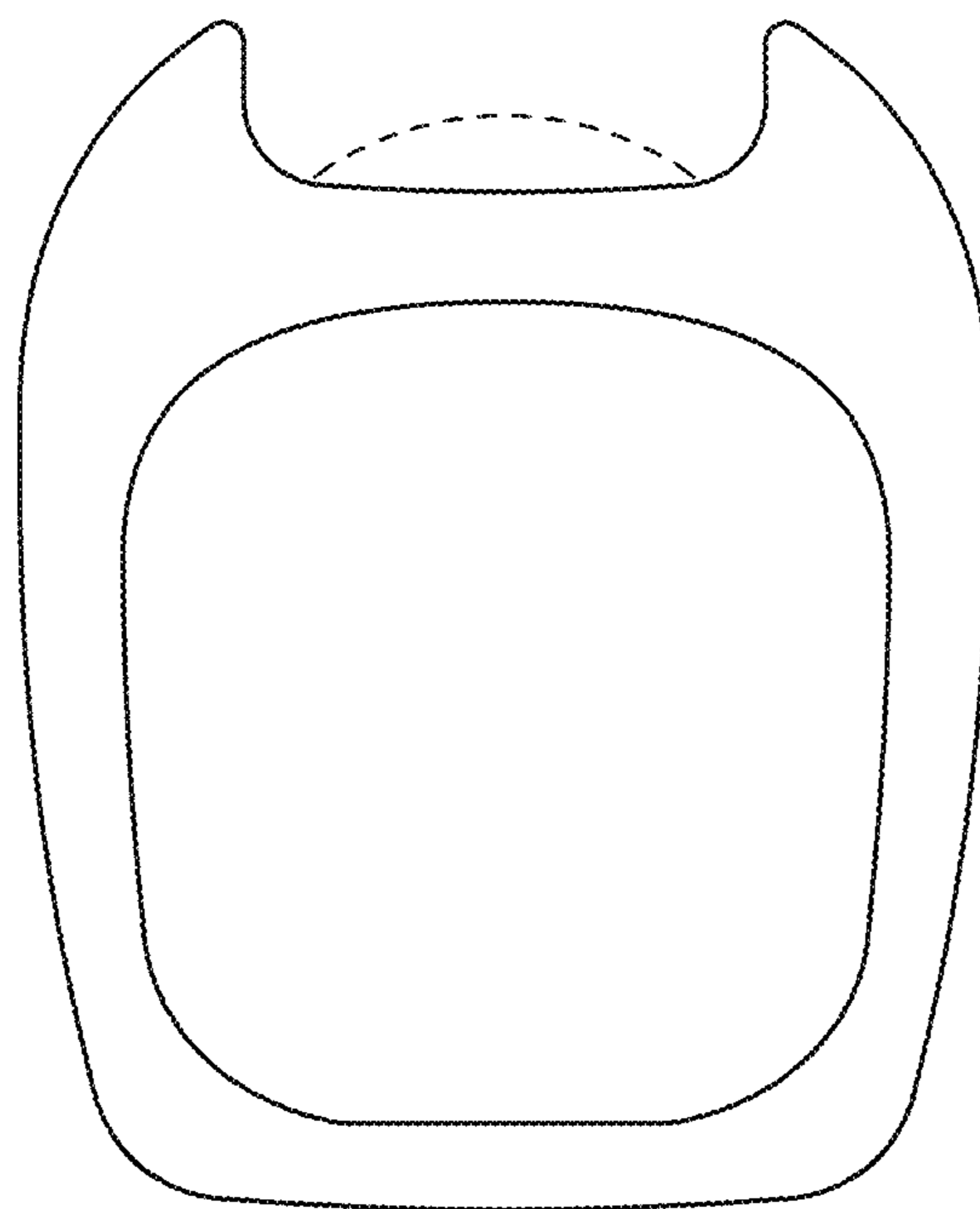


FIG. 7