



US00D837467S

(12) **United States Design Patent** (10) **Patent No.:** **US D837,467 S**
Cadamuro et al. (45) **Date of Patent:** **** Jan. 1, 2019**

(54) DISHWASHER	4,228,923 A * 10/1980 Barnard F25C 5/20 222/52
(71) Applicant: Electrolux Professional S.p.A., Pordenone (IT)	D271,532 S * 11/1983 Lee D32/2 6,109,043 A * 8/2000 Lu F25C 1/12 62/135
(72) Inventors: Michele Cadamuro, Pordenone (IT); Daide Benvenuti, Pordenone (IT); Leandro Lapietra, Pordenone (IT)	6,112,533 A * 9/2000 Kato F25C 1/12 62/188 D543,321 S * 5/2007 Jeon D32/2 D771,883 S * 11/2016 Fueglein D32/2 D781,930 S * 3/2017 Ward D15/79
(73) Assignee: Electrolux Professional S.p.A., Pordenone (IT)	2002/0020177 A1 * 2/2002 Billman F25C 1/12 62/135 2003/0145608 A1 * 8/2003 Billman F25C 1/12 62/74
(**) Term: 15 Years	

(Continued)

(21) Appl. No.: **29/574,894**

(22) Filed: **Aug. 19, 2016**

(30) **Foreign Application Priority Data**

Feb. 29, 2016 (CN) 2016 3 0054444
Feb. 29, 2016 (CN) 2016 3 0054445
Feb. 29, 2016 (CN) 2016 3 0054446

(51) **LOC (11) Cl.** **15-05**

(52) **U.S. Cl.**
USPC **D32/2**

(58) **Field of Classification Search**

USPC D32/2, 6, 8, 10, 25; D7/340, 348;
D15/79, 80
CPC A47L 15/22; A47L 15/449; A47L 15/4463;
A47L 15/4445; A47L 15/4295; A47L
15/0055; A47L 15/0057; A47L 2301/04;
A47L 2501/07; A47L 15/0081; A47B
91/005; F25C 1/12; F25C 5/002; F25C
5/182

See application file for complete search history.

(56) **References Cited**

U.S. PATENT DOCUMENTS

D205,466 S * 8/1966 Meeker 74/543
4,073,555 A * 2/1978 Noren A47L 15/0081
134/58 DL

OTHER PUBLICATIONS

Co-Pending U.S. Appl. No. 29/553,898, filed Feb. 5, 2016.

Primary Examiner — Michelle E. Wilson

(74) *Attorney, Agent, or Firm* — Pearne & Gordon LLP

(57) **CLAIM**

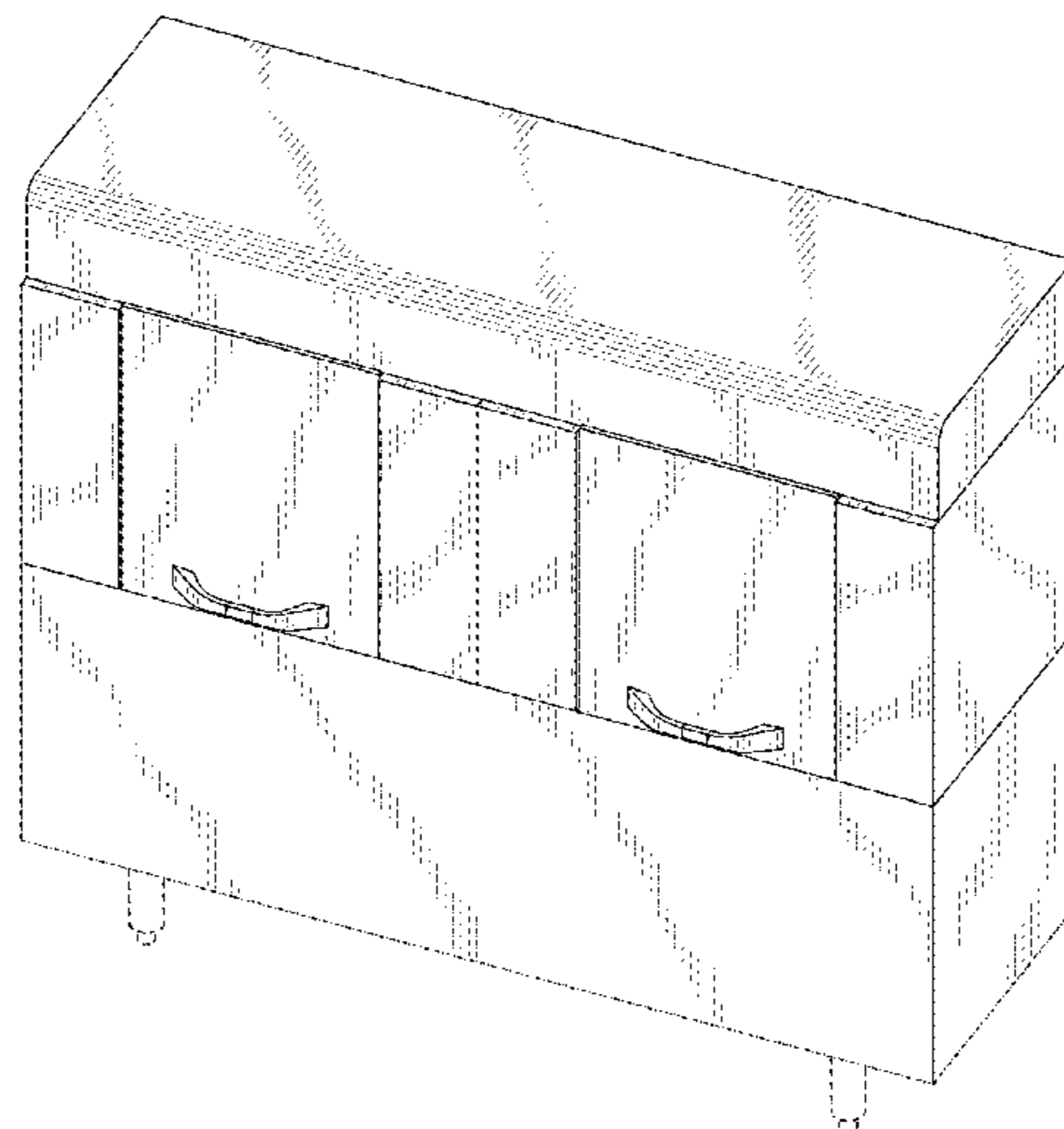
The ornamental design for a dishwasher, as shown and described.

DESCRIPTION

FIG. 1 is a front perspective view of our new invention;
FIG. 2 is a front view thereof;
FIG. 3 is a left side view thereof;
FIG. 4 is a right side view thereof;
FIG. 5 is a top view thereof;
FIG. 6 is a bottom view thereof; and,
FIG. 7 is a rear view thereof.

The broken lines in the drawings illustrate portions of the dishwasher that form no part of the claimed design. The dot-dash lines in the drawings illustrate boundaries where portions of the dishwasher constituting edges of the claimed design meet portions of the dishwasher that form no part of the claimed design.

1 Claim, 6 Drawing Sheets



(56)

References Cited

U.S. PATENT DOCUMENTS

2014/0015393 A1* 1/2014 Meyers A47B 91/005
312/351.1
2016/0138846 A1* 5/2016 Kim F25C 5/182
62/344

* cited by examiner

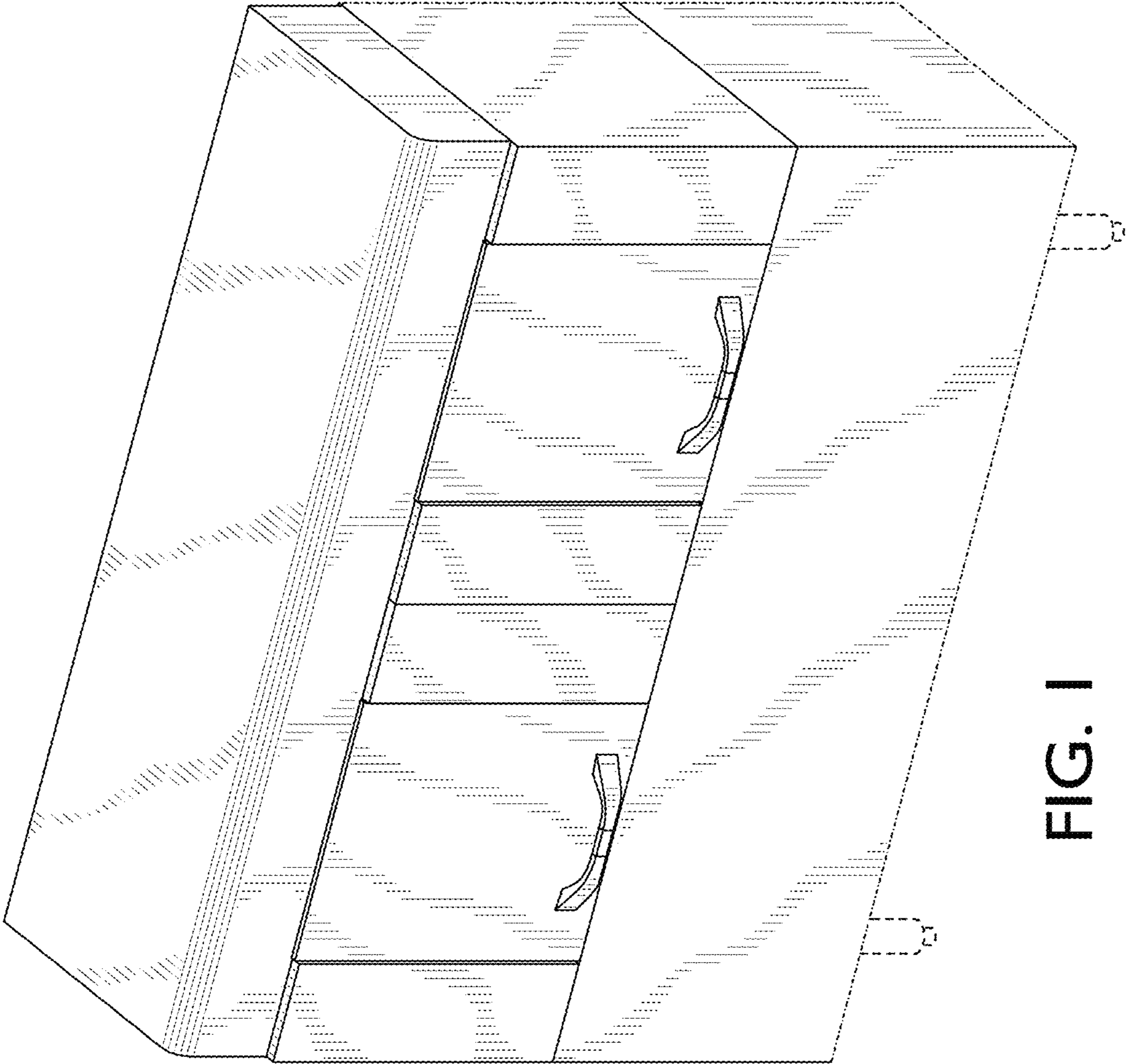


FIG. 1

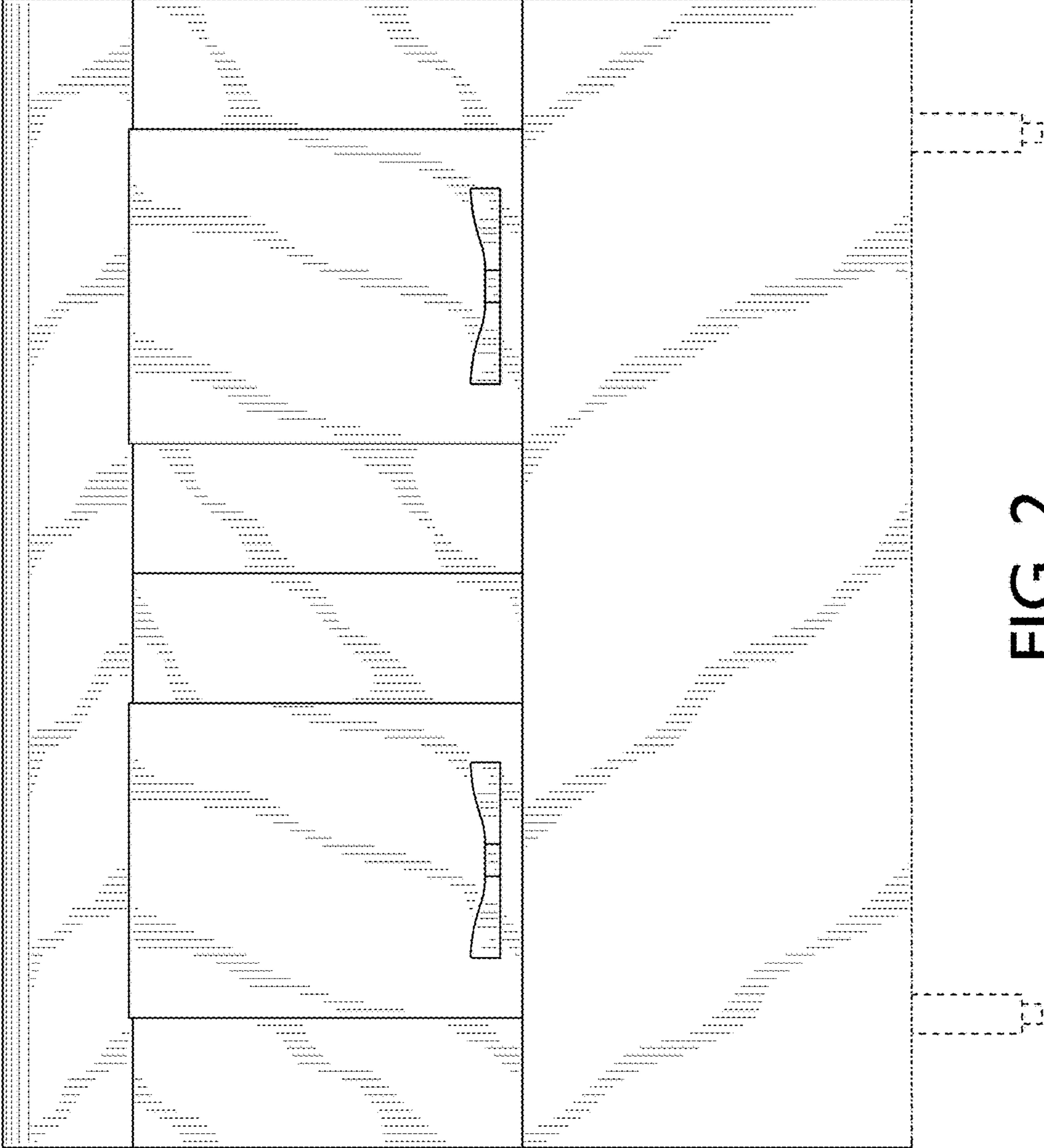


FIG. 2

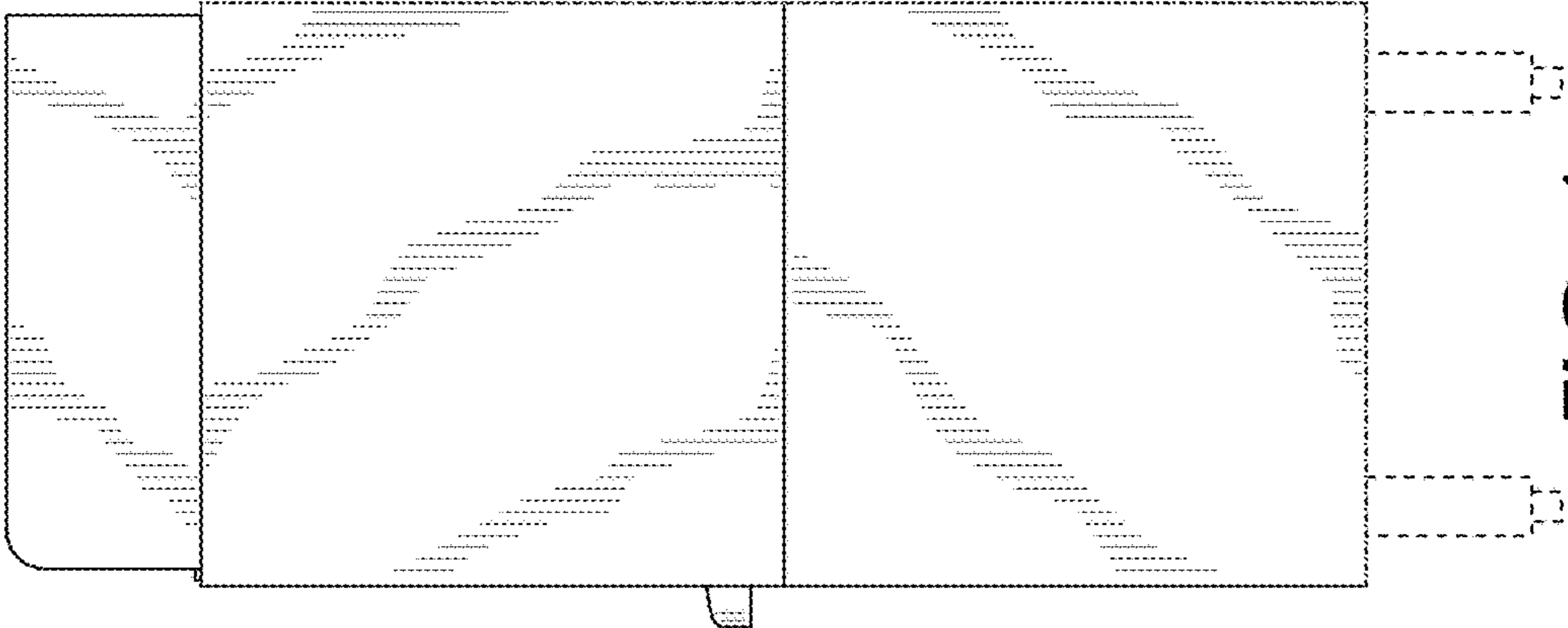


FIG. 4

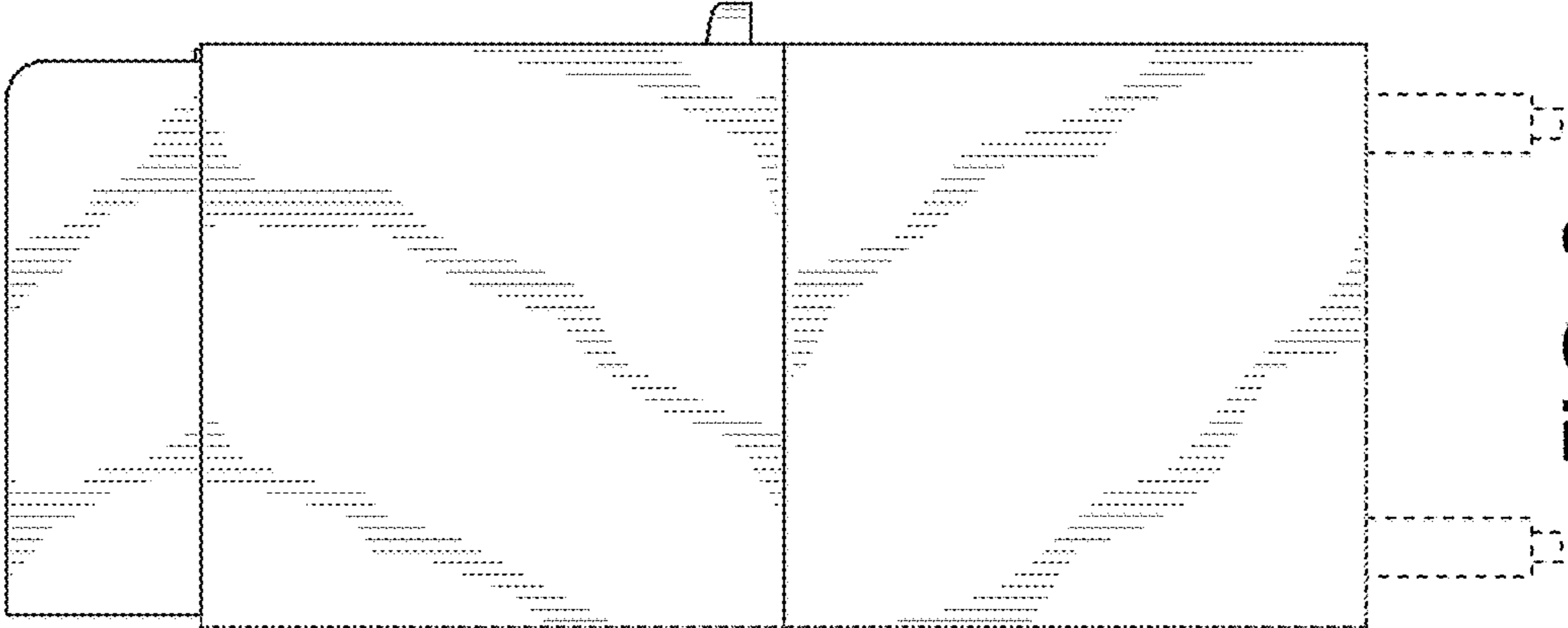


FIG. 3

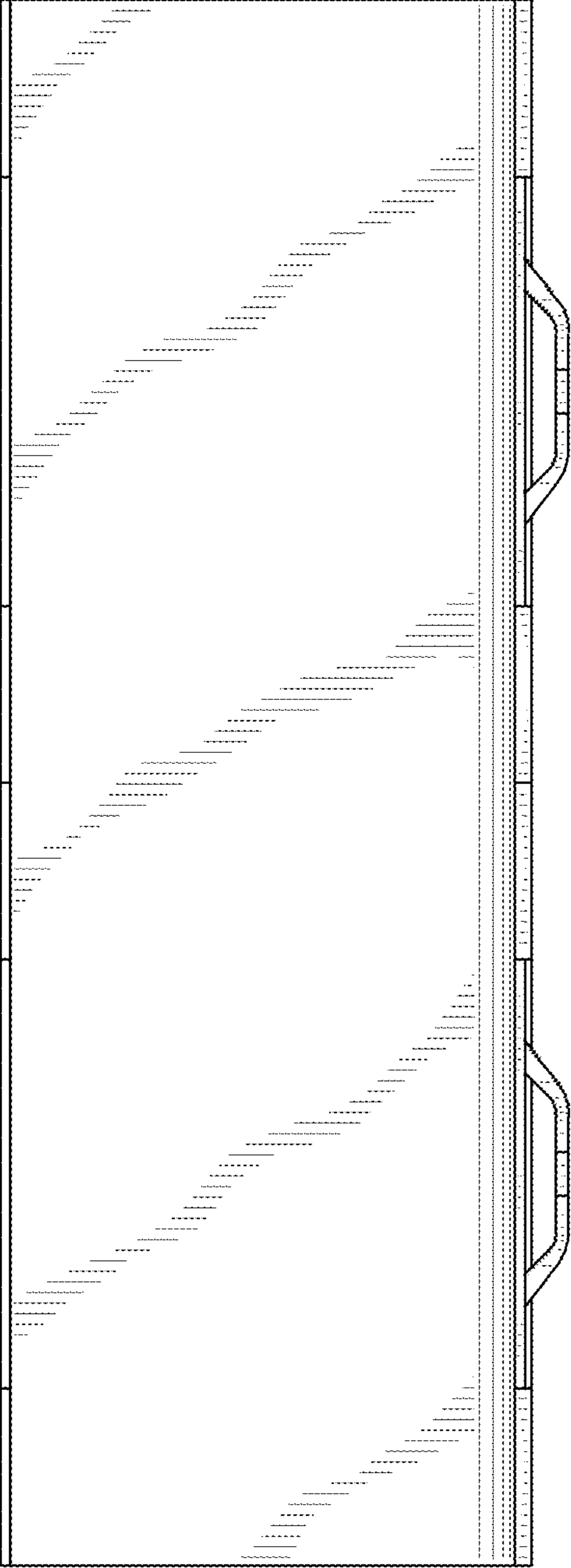


FIG. 5

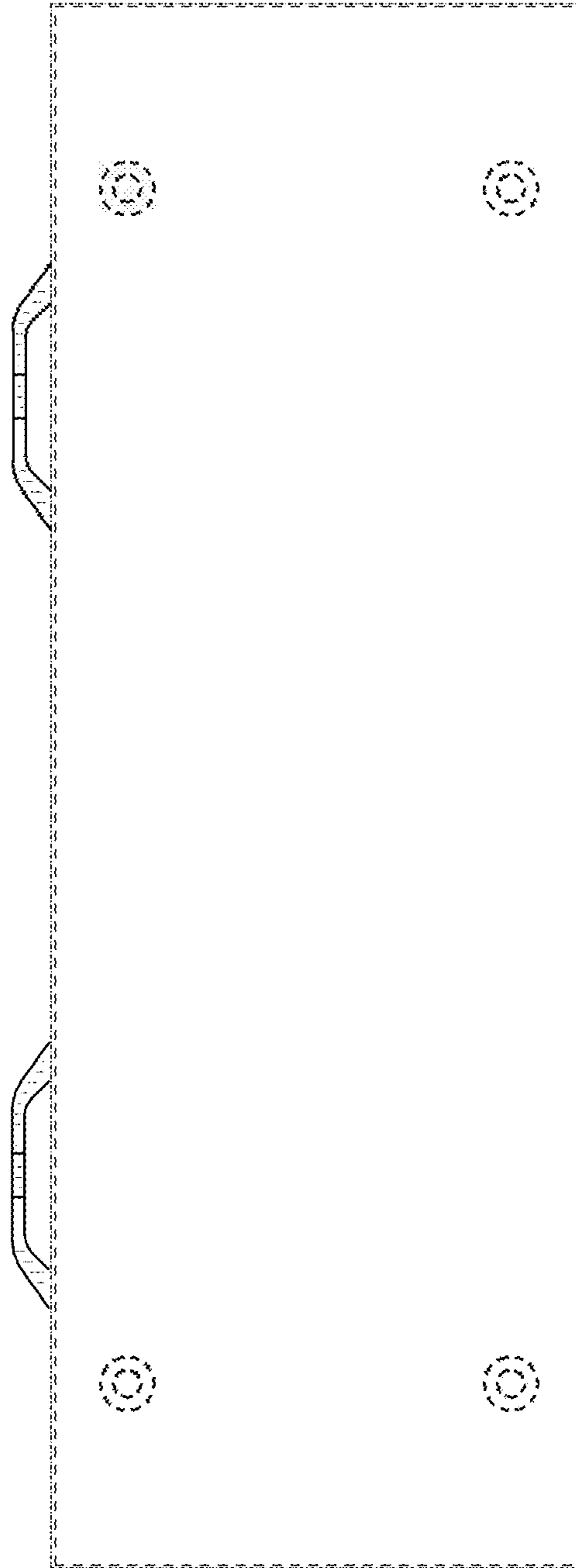


FIG. 6




FIG. 7