



US00D837458S

(12) **United States Design Patent** (10) **Patent No.:** **US D837,458 S**
Cultrona et al. (45) **Date of Patent:** **** Jan. 1, 2019**

(54) **GLOVE FOR INDUSTRIAL OPERATORS**

(71) Applicant: **Comau S.p.A.**, Grugliasco (Turin) (IT)

(72) Inventors: **Pietro Alberto Cultrona**, Grugliasco (IT); **Massimo Ippolito**, Grugliasco (IT)

(73) Assignee: **Comau S.p.A.**, Grugliasco (Turin) (IT)

(**) Term: **15 Years**

(21) Appl. No.: **29/609,059**

(22) Filed: **Jun. 28, 2017**

(51) **LOC (11) Cl.** **02-06**

(52) **U.S. Cl.**
USPC **D29/117.2; D2/617**

(58) **Field of Classification Search**
USPC D29/113, 116.2, 117.1, 117.2, 118, 119;
D2/617-619, 621
CPC A41D 19/0044; A41D 19/01594
See application file for complete search history.

(56) **References Cited**

U.S. PATENT DOCUMENTS

D311,271 S *	10/1990	Mann	D2/614
D522,698 S *	6/2006	Yamamoto	D29/117.2
D540,991 S *	4/2007	Kishihara	D29/117.2
D551,394 S *	9/2007	Fujihana	D29/117.1
D552,303 S *	10/2007	Fujihana	D29/117.1
D569,579 S *	5/2008	Kishihara	D2/619
D584,859 S *	1/2009	Kishihara	D29/117.2
D608,076 S *	1/2010	Thompson	D2/617
D620,680 S *	8/2010	Thompson	D2/617
D655,890 S *	3/2012	Thompson	D2/617
D660,673 S *	5/2012	Weatherby	D8/90
D694,475 S *	11/2013	Thompson	D29/117.2
D704,381 S *	5/2014	Koga	D29/117.2
D741,602 S *	10/2015	Gaines	D29/117.2
D775,778 S *	1/2017	Ekawa	D2/617

OTHER PUBLICATIONS

Aspen One Watch Glove, posted at trendhunter.com, posting date Apr. 12, 2010, [online], [site visited Aug. 8, 2018]. Available from Internet, URL: <https://www.trendhunter.com/trends/aspen-one-watch> (Year: 2010).*

(Continued)

Primary Examiner — George D. Kirschbaum

Assistant Examiner — Maria J Edwards

(74) *Attorney, Agent, or Firm* — Young Basile Hanlon & MacFarlane, P.C.

(57) **CLAIM**

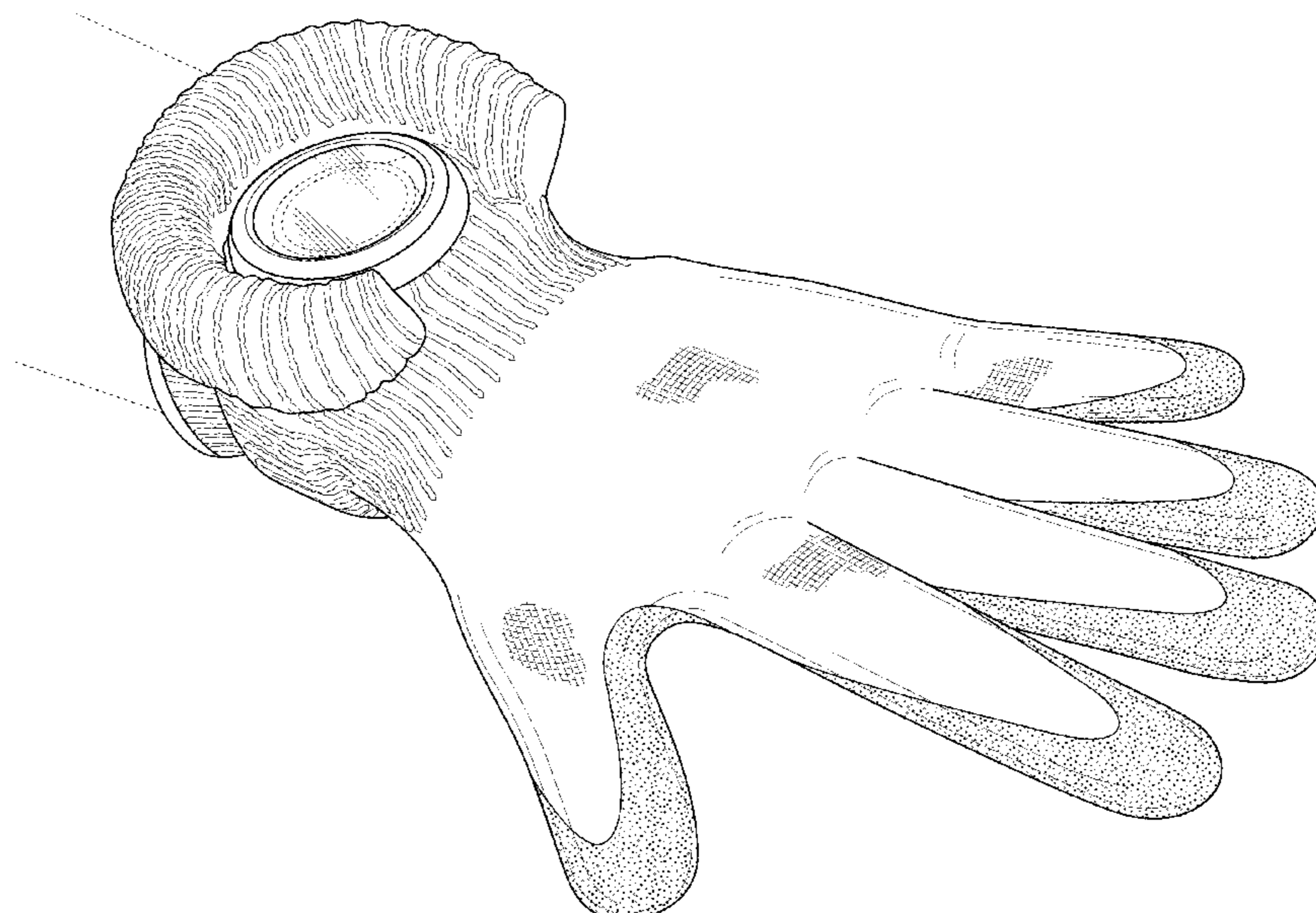
The ornamental design for a glove for industrial operators, as shown and described.

DESCRIPTION

FIG. 1 is a perspective view of a glove for industrial operators, according to our new design; FIG. 2 is a top plan view thereof; FIG. 3 is a left elevation view thereof; FIG. 4 is a right elevation view thereof; FIG. 5 is a bottom plan view thereof; FIG. 6 is a front elevation view thereof; and, FIG. 7 is a rear elevation view thereof. FIGS. 1-7 illustrate a left-handed glove design of the present invention. It is understood that the invention further includes a right-handed glove design, the views of which would be illustrated as mirror images of any, or all, of the views shown in FIGS. 1-7.

The ornamental design which is claimed is shown in solid lines in the drawings. The broken lines in the drawings form no part of the claimed design. Surfaces shown with line or stipple shading may or may not have a contrast of appearance with each other.

1 Claim, 6 Drawing Sheets



(56)

References Cited

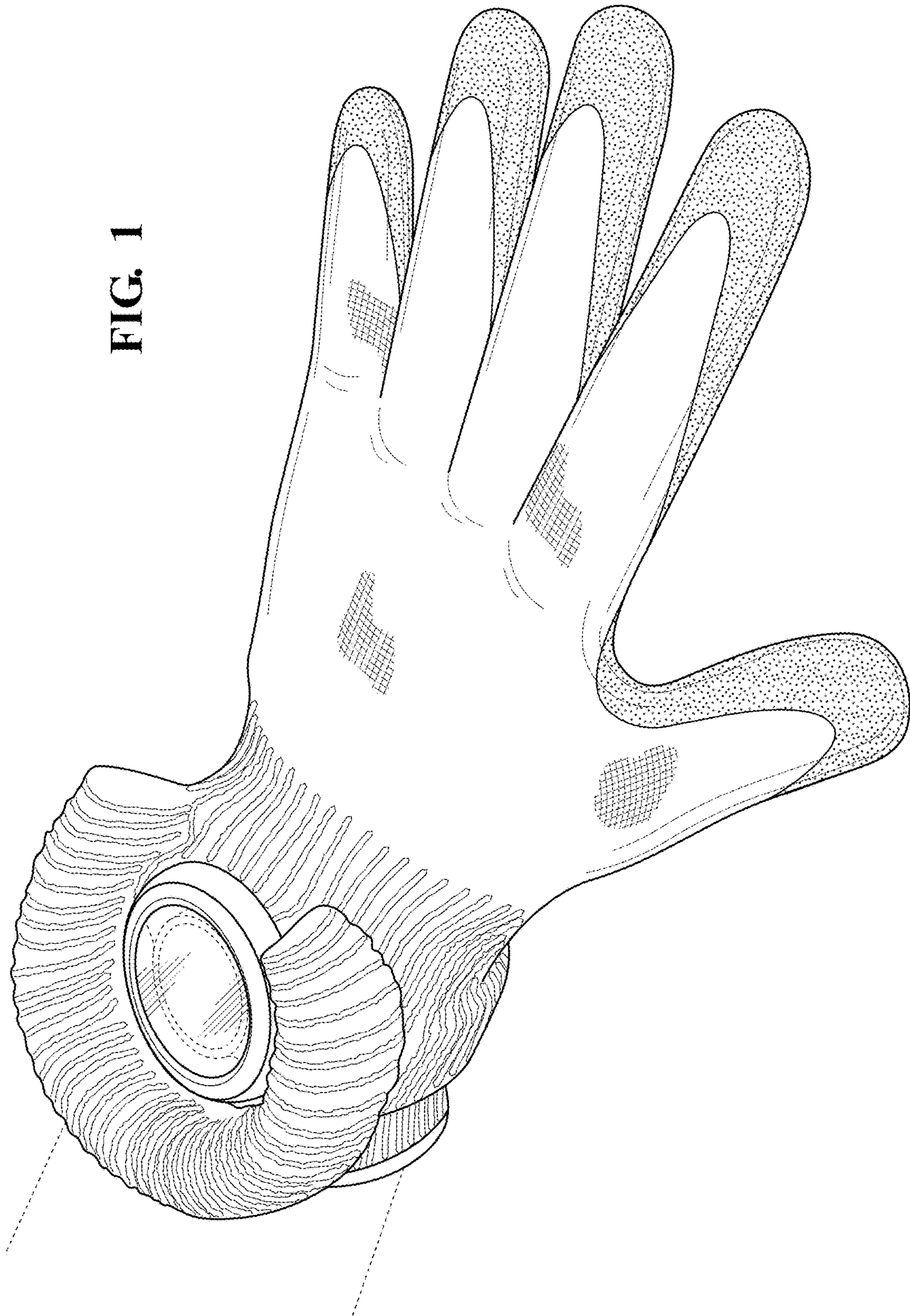
OTHER PUBLICATIONS

TenActiv Composite-Knit Cut-Resistant Glove, posted at superiorglove.com, posting date not given, [online], [site visited Aug. 8, 2018]. Available from Internet, URL: <https://www.superiorglove.com/en/composite-knit-cut-resistant-glove-reinforced-thumb-and-micropore-nitrile-grip> (Year: 2018).*

Wells Lamont FlexTech Cut Resistant Nitrile Palm Gloves Y9290, posted at safetygirl.com, posting date not given, [online], [site visited Aug. 8, 2018]. Available from Internet, URL: <https://www.safetygirl.com/flextech-knit-shell-with-full-nbr-coating-nitrile-palm.html> (Year: 2018).*

* cited by examiner

FIG. 1



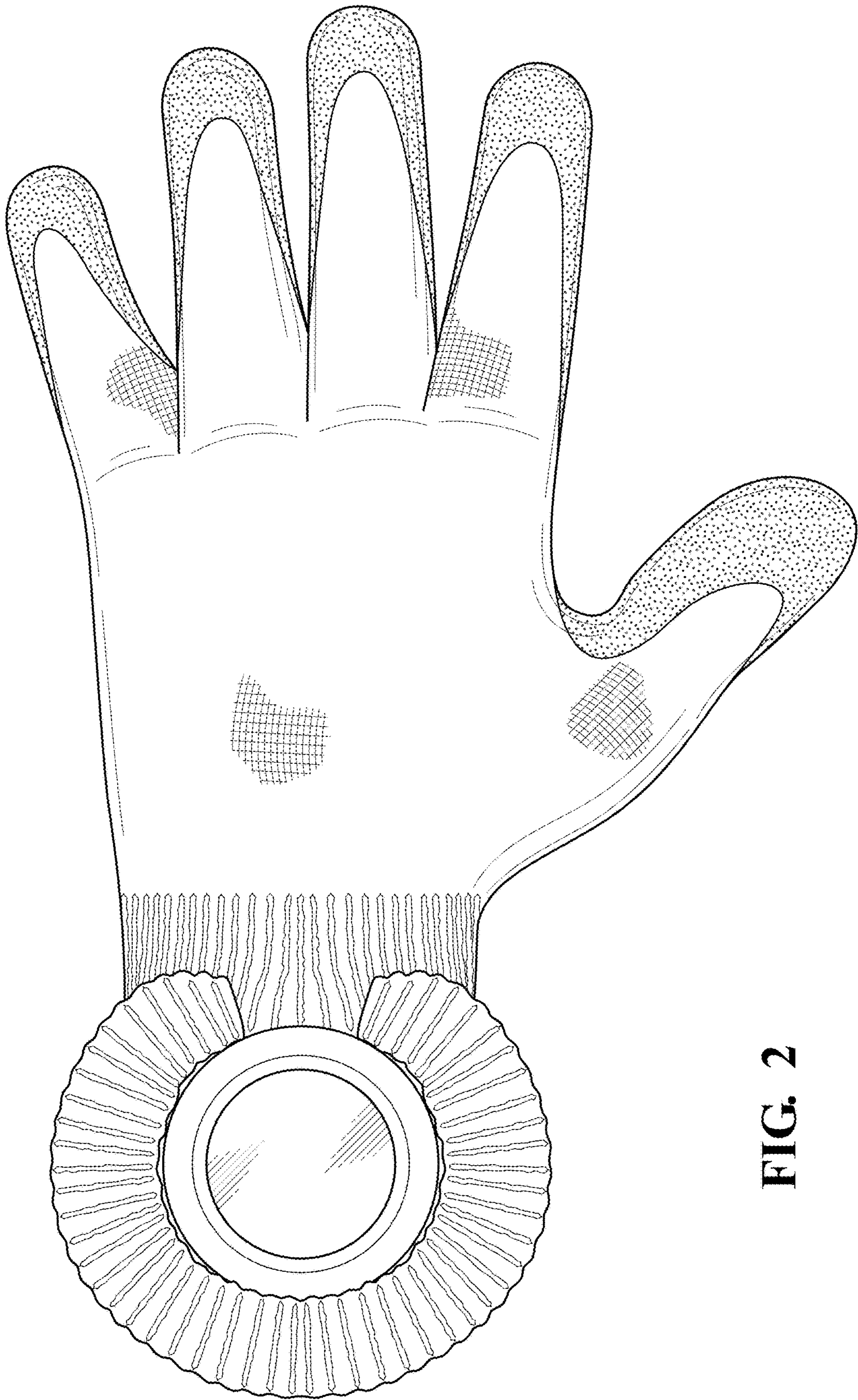


FIG. 2

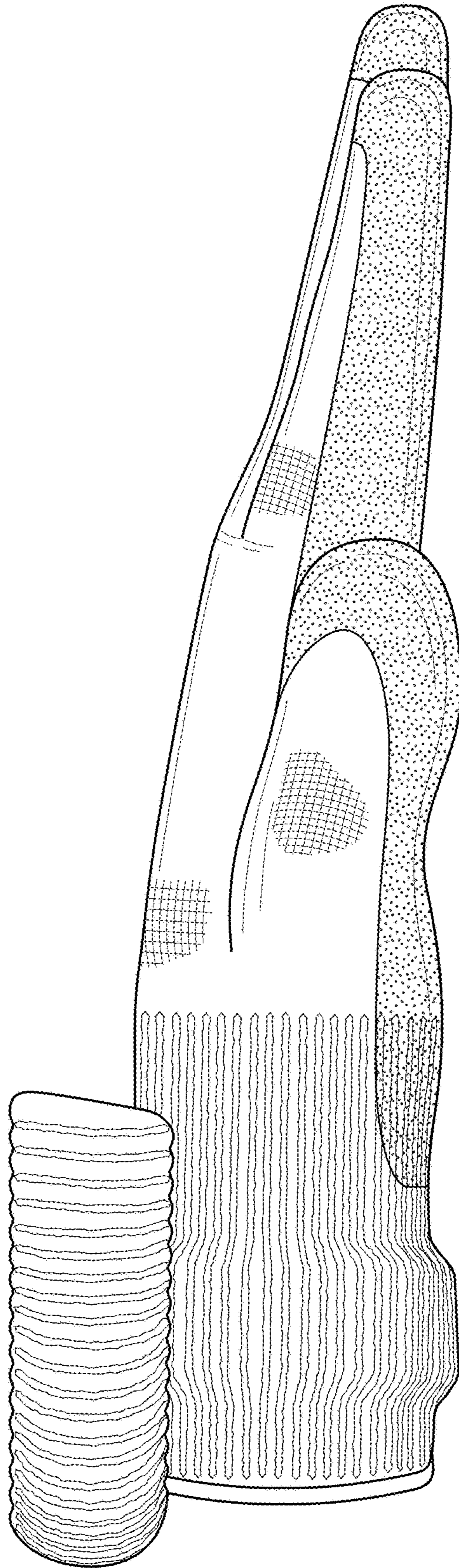


FIG. 3

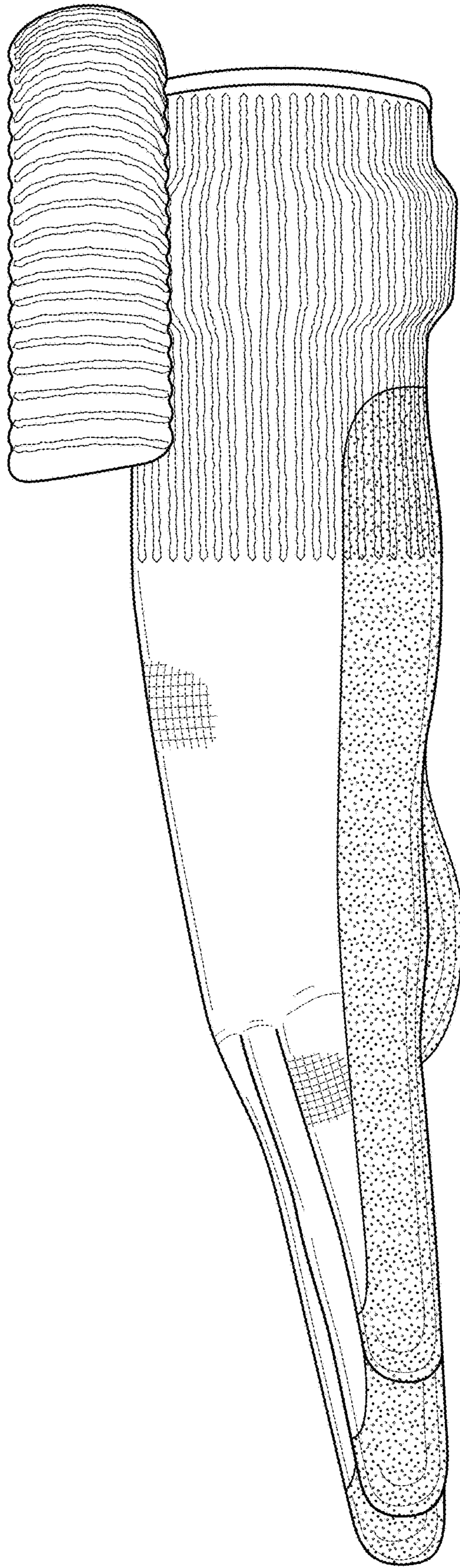


FIG. 4

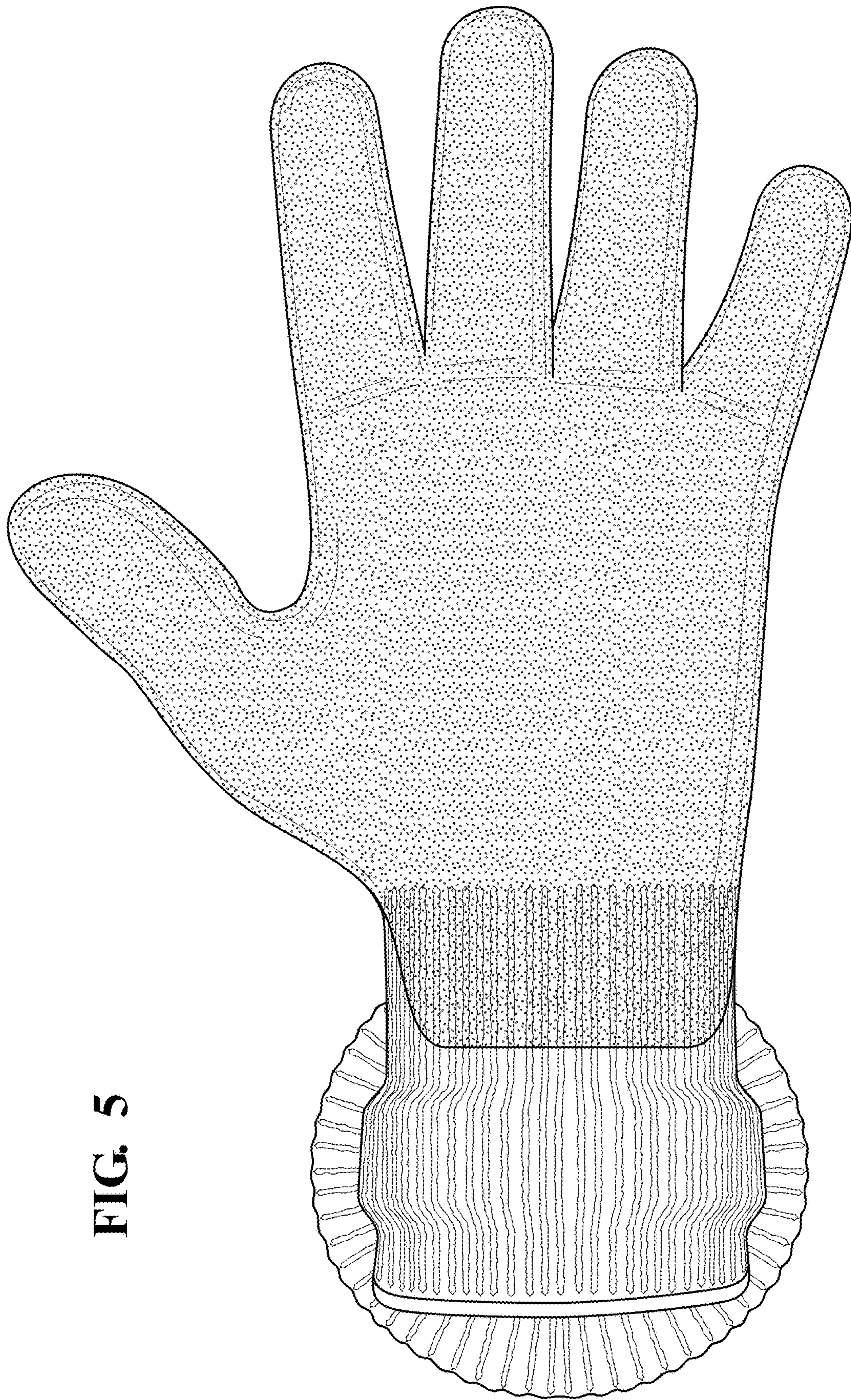


FIG. 5

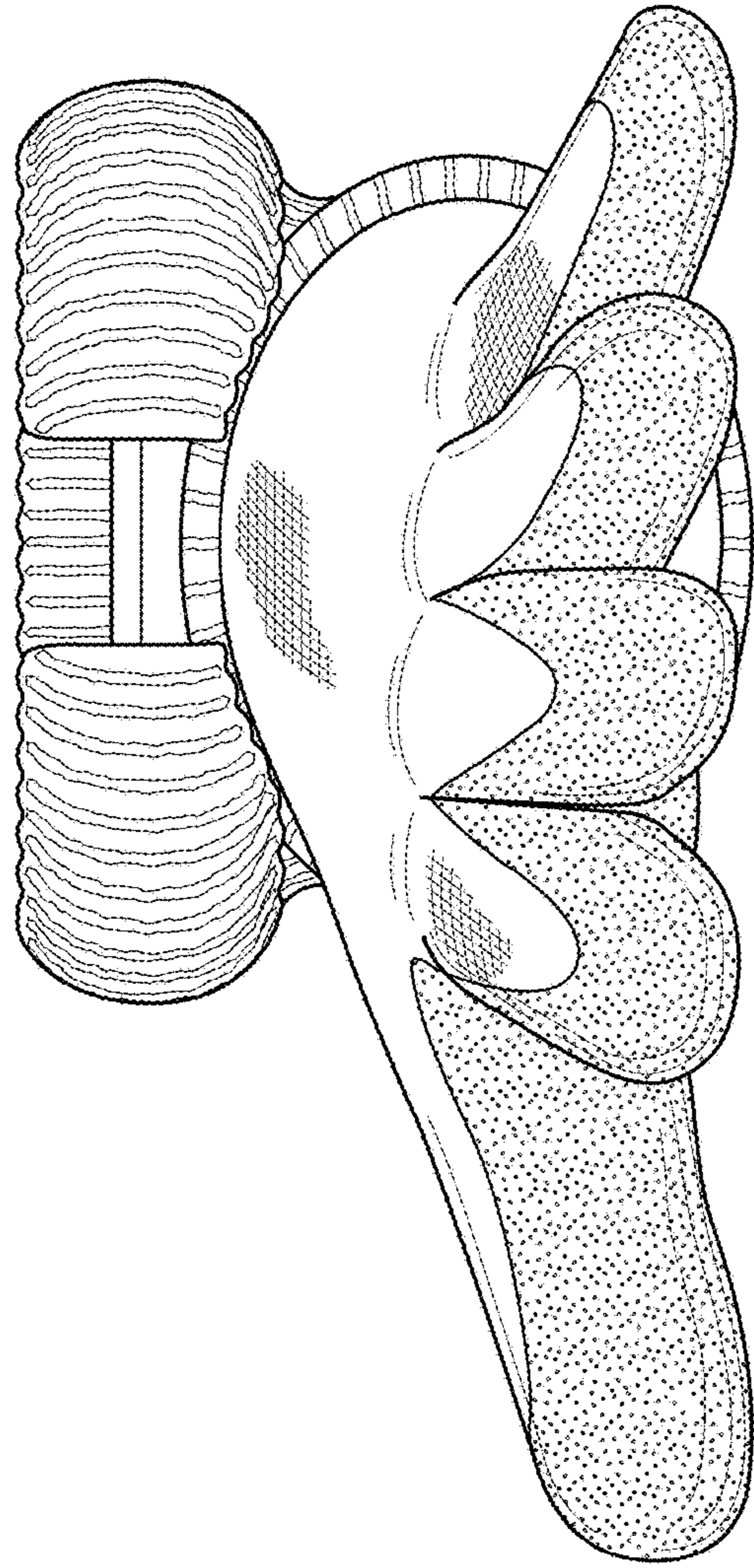


FIG. 6

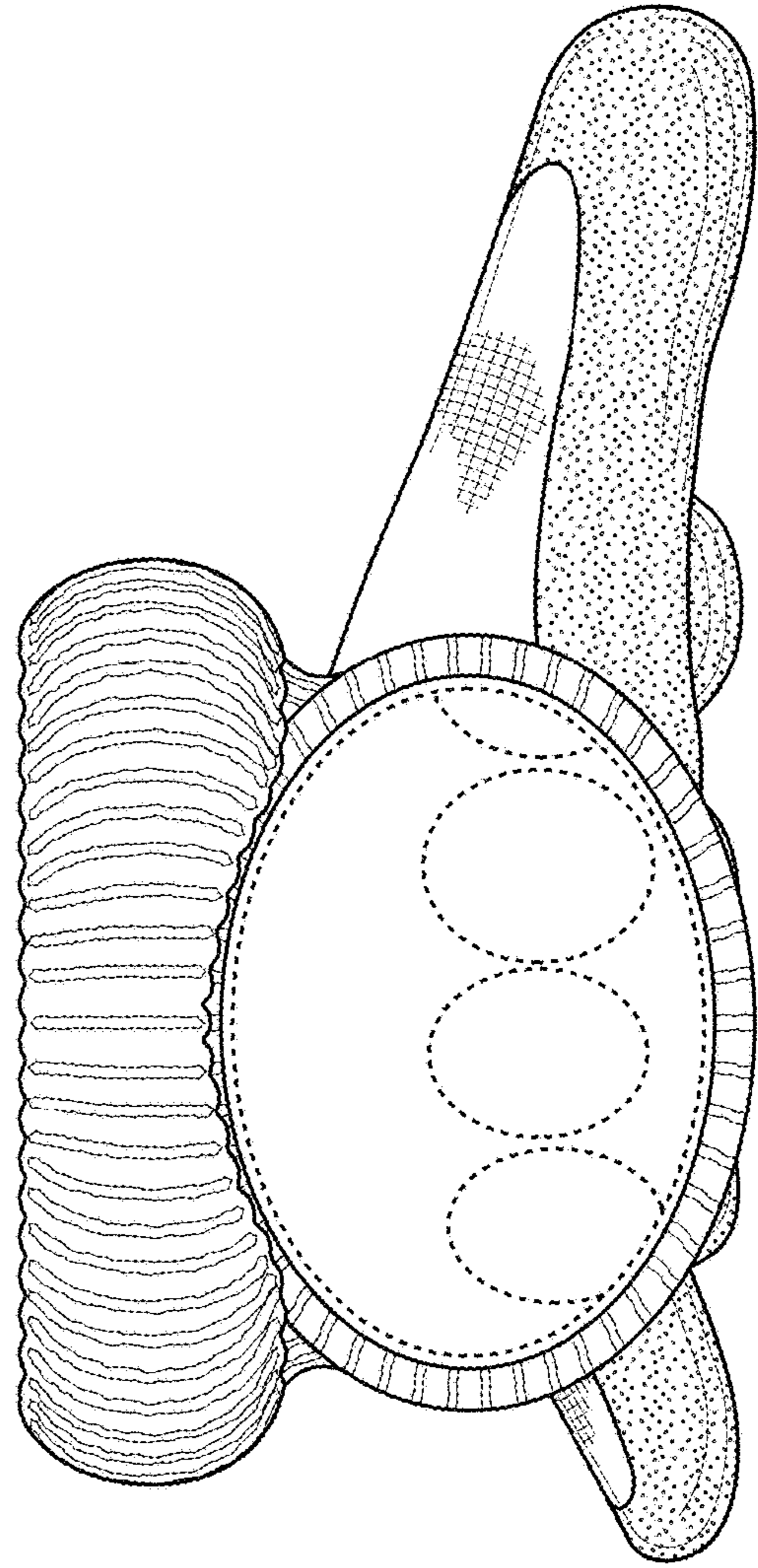


FIG. 7