

US00D837452S

(12) **United States Design Patent** (10) **Patent No.:** **US D837,452 S**
Goeder et al. (45) **Date of Patent:** **** Jan. 1, 2019**

- (54) **RAZOR HANDLE GRIP**
- (71) Applicant: **The Gillette Company LLC**, Boston, MA (US)
- (72) Inventors: **Philipp Goeder**, Frankfurt (DE); **Christoph Ptok**, Frankfurt am Main (DE); **Christopher Ramm**, North Attleboro, MA (US); **Stephen Charles Witkus**, Northbridge, MA (US); **Jan Wertel**, Berlin (DE); **Gernot Oberfell**, Munich (DE)
- (73) Assignee: **The Gillette Company LLC**, Boston, MA (US)
- (**) Term: **15 Years**
- (21) Appl. No.: **29/604,012**
- (22) Filed: **May 15, 2017**
- (51) **LOC (11) Cl.** **28-03**
- (52) **U.S. Cl.**
USPC **D28/47**
- (58) **Field of Classification Search**
USPC D28/46–48
CPC B26B 21/52–21/528; B26B 21/14–21/38; B26B 21/08; B26B 21/00; B26B 21/40–21/60
See application file for complete search history.

D614,353 S *	4/2010	Christie	D28/48
D614,354 S *	4/2010	Christie	D28/48
D615,705 S *	5/2010	Ramm	D28/47
D618,853 S *	6/2010	Christie	D28/47
D624,701 S *	9/2010	Jung	D28/48
D635,718 S *	4/2011	White, Jr.	D28/48
D636,533 S *	4/2011	Andersen	D28/48
D638,580 S *	5/2011	Adams	D28/46
D650,947 S *	12/2011	Cataudella	D28/48
D671,684 S *	11/2012	Wilby	D28/46
D674,137 S *	1/2013	Wilby	D28/46
D695,457 S *	12/2013	Watson	D28/47
D736,466 S *	8/2015	Cataudella	D28/48
D750,324 S *	2/2016	Bae	D28/48
D775,422 S *	12/2016	Faktorovich	D28/46
D789,609 S *	6/2017	Kong	D28/48

(Continued)

Primary Examiner — Jennifer Rivard

(74) Attorney, Agent, or Firm — Ronald T. Sia; Kevin C. Johnson

(57) **CLAIM**

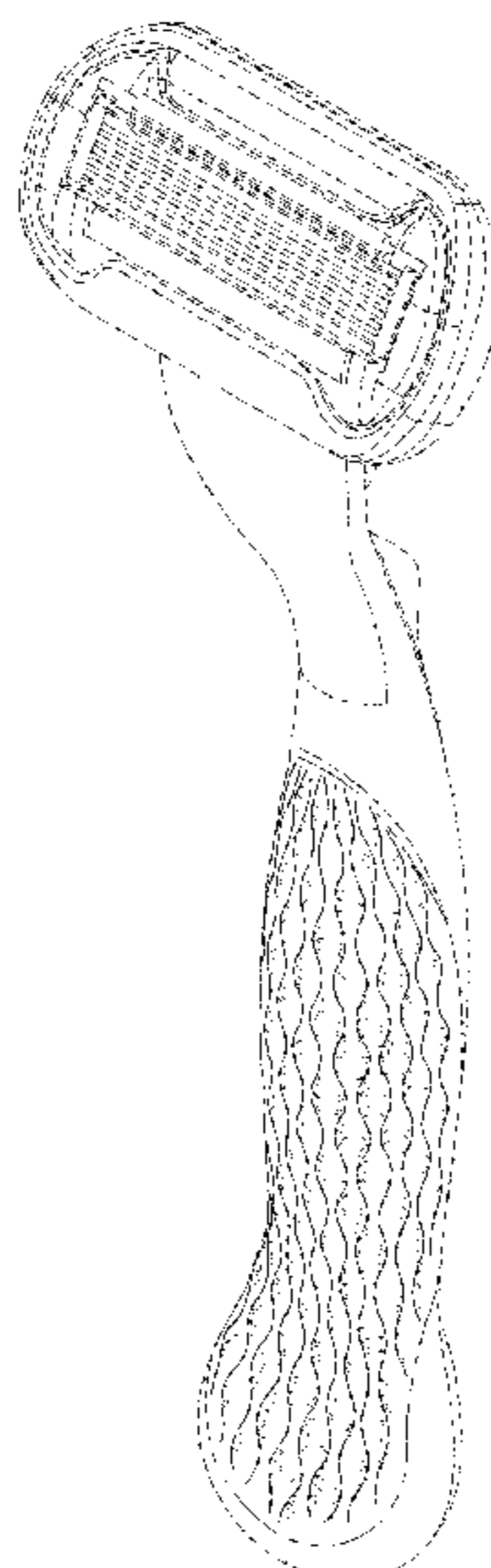
The ornamental design for a razor handle grip, as shown and described.

DESCRIPTION

FIG. 1 is a perspective view of a razor handle grip of the present invention;
 FIG. 2 is a back view of the razor handle grip of FIG. 1;
 FIG. 3 is a front view of the razor handle grip of FIG. 1;
 FIG. 4 is a left side view of the razor handle grip of FIG. 1;
 FIG. 5 is a right side view of the razor handle grip of FIG. 1;
 FIG. 6 is a top view of the razor handle grip of FIG. 1; and,
 FIG. 7 is a bottom view of the razor handle grip of FIG. 1.
 The evenly spaced broken lines illustrate the environment of the claim and the dash-dot-dot broken lines illustrate the bounds of the claim. None of the broken lines forms part of the claimed design.

1 Claim, 4 Drawing Sheets

- (56) **References Cited**
- U.S. PATENT DOCUMENTS
- | | | | | |
|--------------|---------|-----------|-------|--------|
| D403,114 S * | 12/1998 | Shurtleff | | D28/48 |
| D416,108 S * | 11/1999 | Shurtleff | | D28/46 |
| D495,828 S * | 9/2004 | Ham | | D28/48 |
| D524,984 S * | 7/2006 | Ramm | | D28/46 |
| D536,830 S * | 2/2007 | Ramm | | D28/48 |
| D563,047 S * | 2/2008 | Ramm | | D28/48 |



(56)

References Cited

U.S. PATENT DOCUMENTS

D792,025 S * 7/2017 Faktorovich D28/48
D808,590 S * 1/2018 Christofidellis D28/48
2009/0293292 A1* 12/2009 Ramm B26B 21/522
30/526
2010/0288294 A1* 11/2010 Fathallah B26B 21/4018
132/200

* cited by examiner

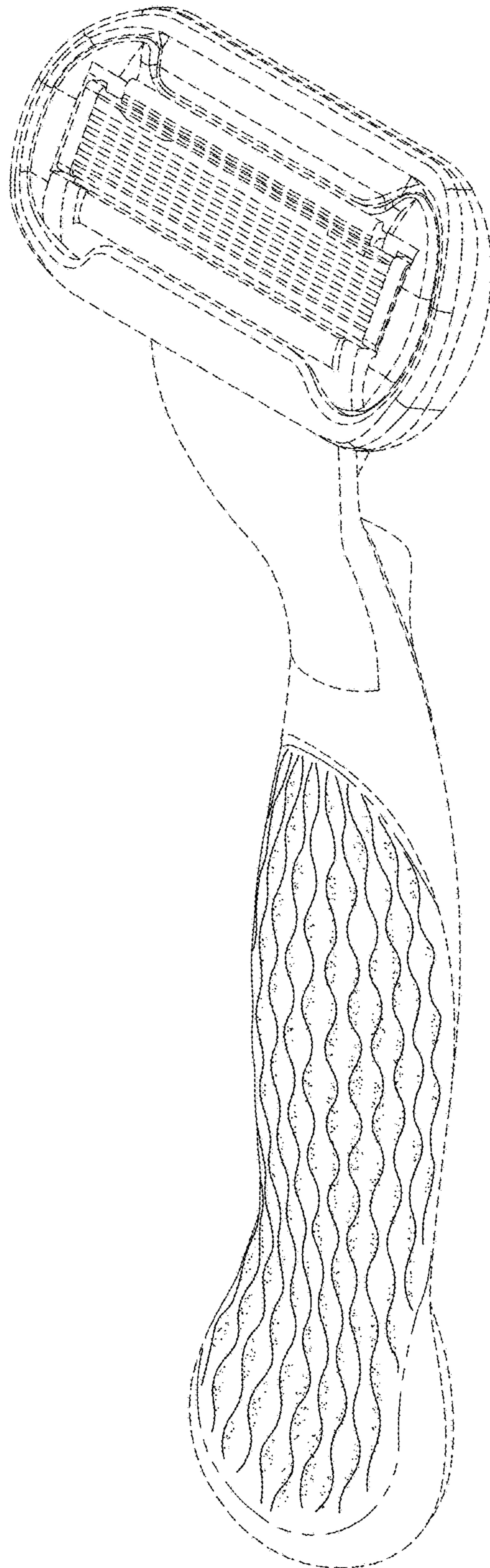


FIG. 1

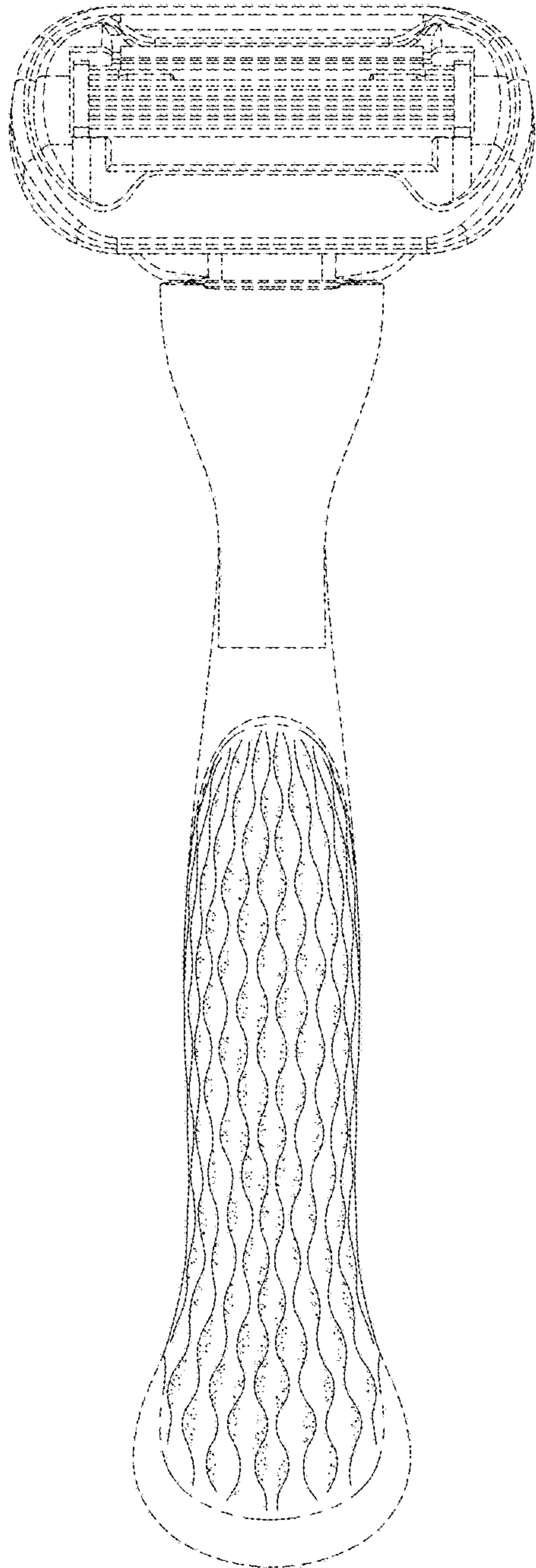


FIG. 2

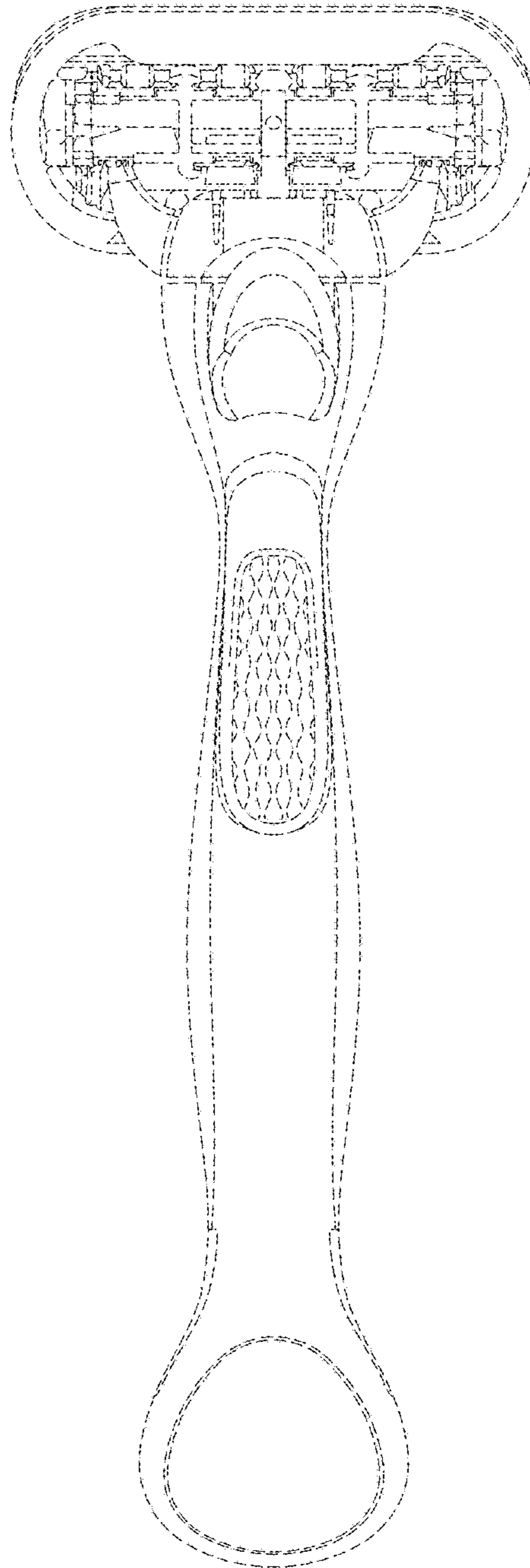


FIG. 3



FIG. 4

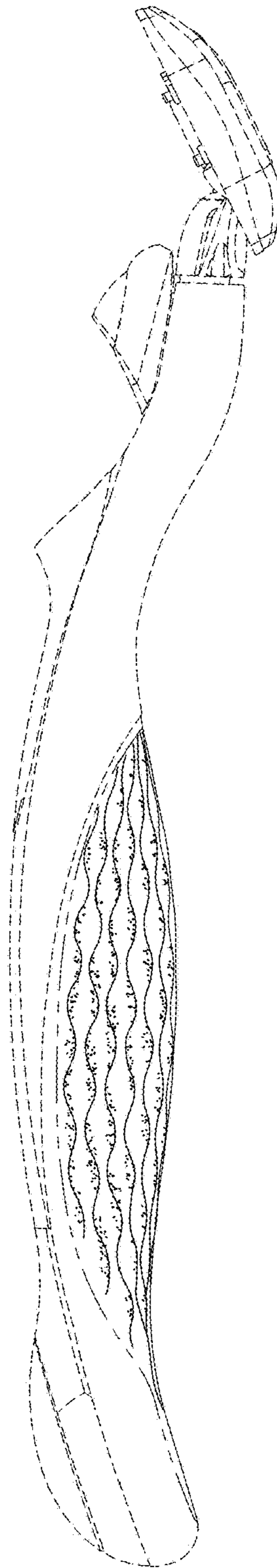


FIG. 5

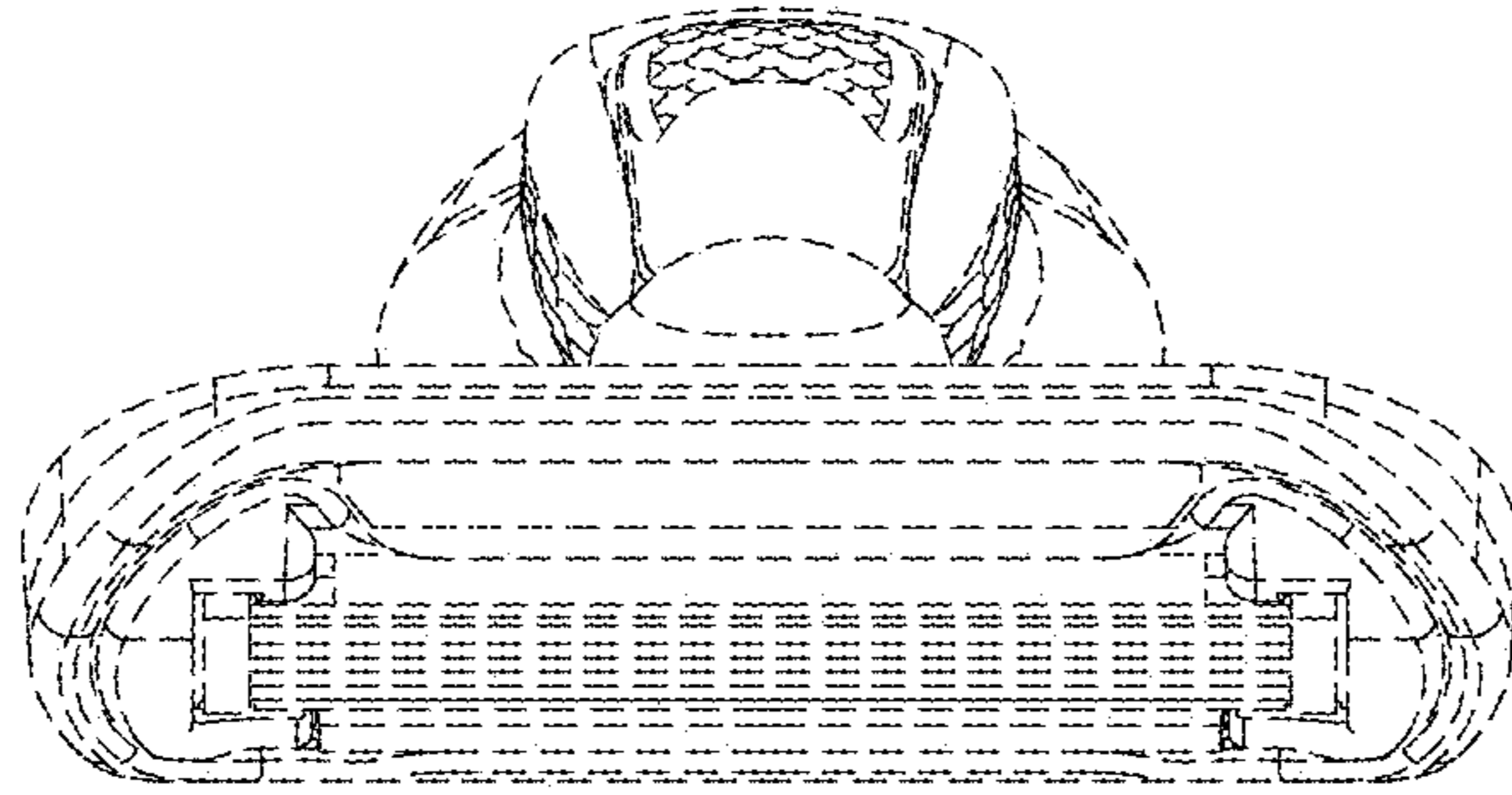


FIG. 6

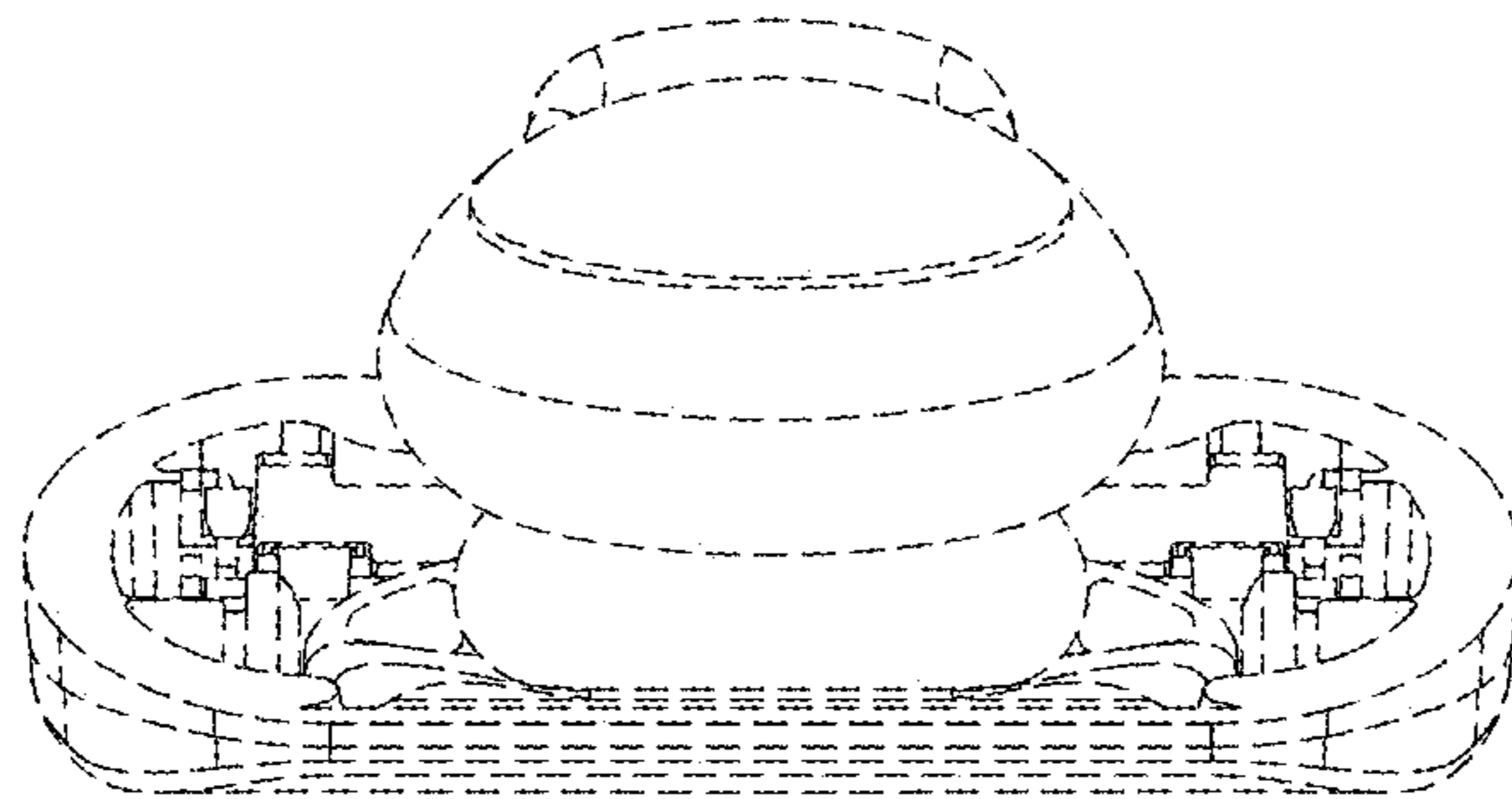


FIG. 7