



US00D837444S

(12) **United States Design Patent** (10) **Patent No.:** **US D837,444 S**  
**Thomas** (45) **Date of Patent:** **\*\* Jan. 1, 2019**

(54) **HEAD LAMP LENS FOR A VEHICLE**  
(71) Applicant: **Jaguar Land Rover Limited**, Whitley,  
Coventry (GB)

(72) Inventor: **Gareth Thomas**, Coventry (GB)

(73) Assignee: **Jaguar Land Rover Limited**, Whitley  
Coventry (GB)

(\*\*) Term: **15 Years**

(21) Appl. No.: **29/591,539**

(22) Filed: **Jan. 20, 2017**

(30) **Foreign Application Priority Data**

Jul. 20, 2016 (EM) ..... 003313444-0001  
Aug. 18, 2016 (EM) ..... 003345610-0004

(51) **LOC (11) Cl.** ..... **26-99**

(52) **U.S. Cl.**  
USPC ..... **D26/139**

(58) **Field of Classification Search**  
USPC ..... D26/28-36, 139  
CPC ..... B60Q 9/13; B60Q 9/135; B60Q 9/1375;  
F21S 48/00; F21S 48/10; F21S 48/115;  
F21S 48/225; F21S 48/1233; F21S  
48/1266; F21S 48/1388; F21S 48/2268;  
F21V 21/04

See application file for complete search history.

(56) **References Cited**

**U.S. PATENT DOCUMENTS**

D538,956 S \* 3/2007 Ishii ..... D26/28  
D544,614 S \* 6/2007 Markefka ..... D26/28

D561,358 S \* 2/2008 Tachibana ..... D26/28  
D570,007 S \* 5/2008 Hsu ..... D26/28  
D582,587 S \* 12/2008 Yang ..... D26/28  
D690,852 S \* 10/2013 Cooney ..... D26/28

\* cited by examiner

*Primary Examiner* — Marcus A Jackson

(74) *Attorney, Agent, or Firm* — Wood Herron & Evans  
LLP

(57) **CLAIM**

The ornamental design for a head lamp lens for a vehicle, as  
shown and described.

**DESCRIPTION**

FIG. 1 is a front view of a head lamp lens for a vehicle  
according to the present invention.

FIG. 2 is a left side view thereof.

FIG. 3 is a front left perspective view thereof.

FIG. 4 is a front right perspective view thereof.

FIG. 5 is a rear left perspective view thereof.

FIG. 6 is a rear view thereof.

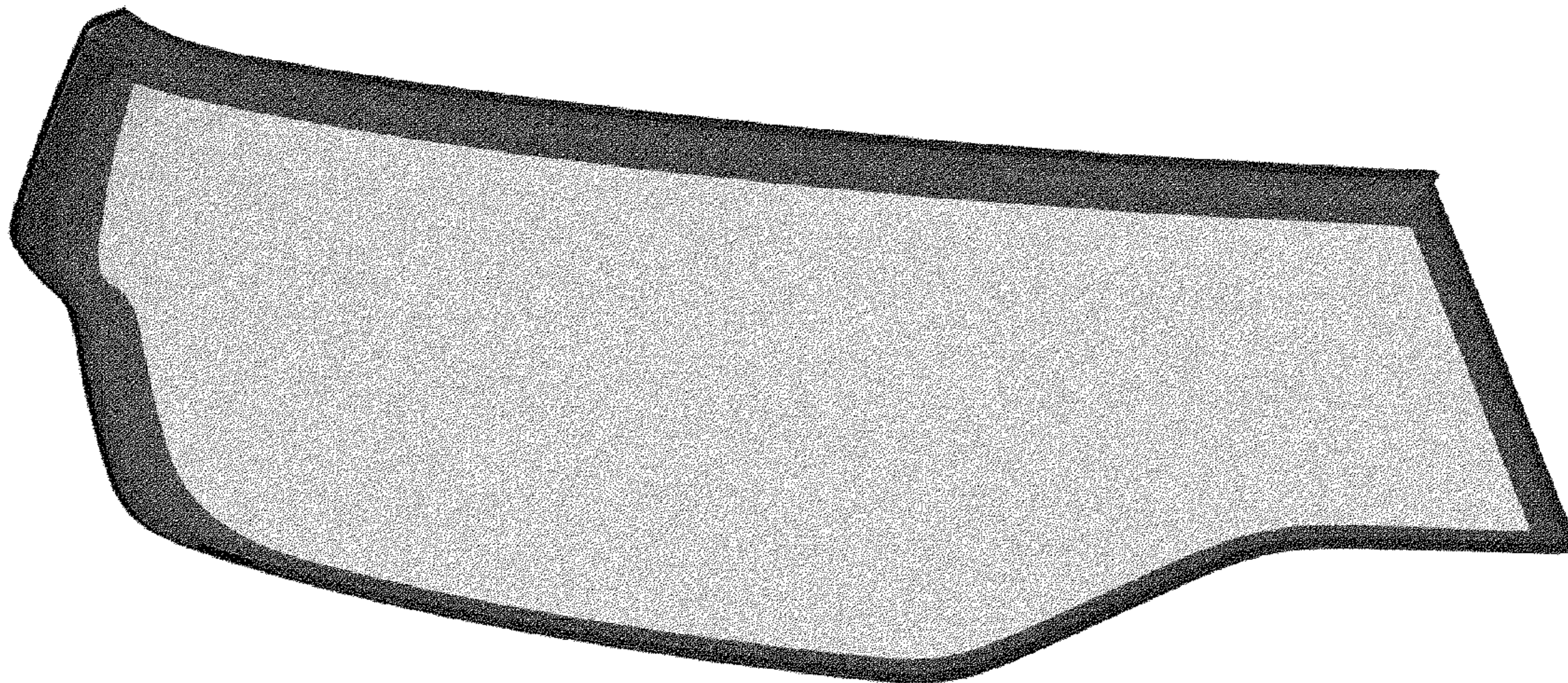
FIG. 7 is a right side view thereof.

FIG. 8 is a rear right perspective view thereof.

FIG. 9 is a top view thereof; and,

FIG. 10 is a front left perspective view of the head lamp lens  
shown in FIGS. 1-9, with the head lamp lens mounted on a  
vehicle shown in de-emphasized and half-tone portions so as  
to illustrate environmental structures for the vehicle front.  
These portions form no part of the claimed invention. More  
particularly, in FIG. 10, the head lamp lens of the present  
invention is shown within the broken line, and any elements  
shown outside of the broken line form no part of the claimed  
invention, but are instead included to show environmental  
aspects of the claimed invention.

**1 Claim, 6 Drawing Sheets**






FIG. 1




FIG. 2

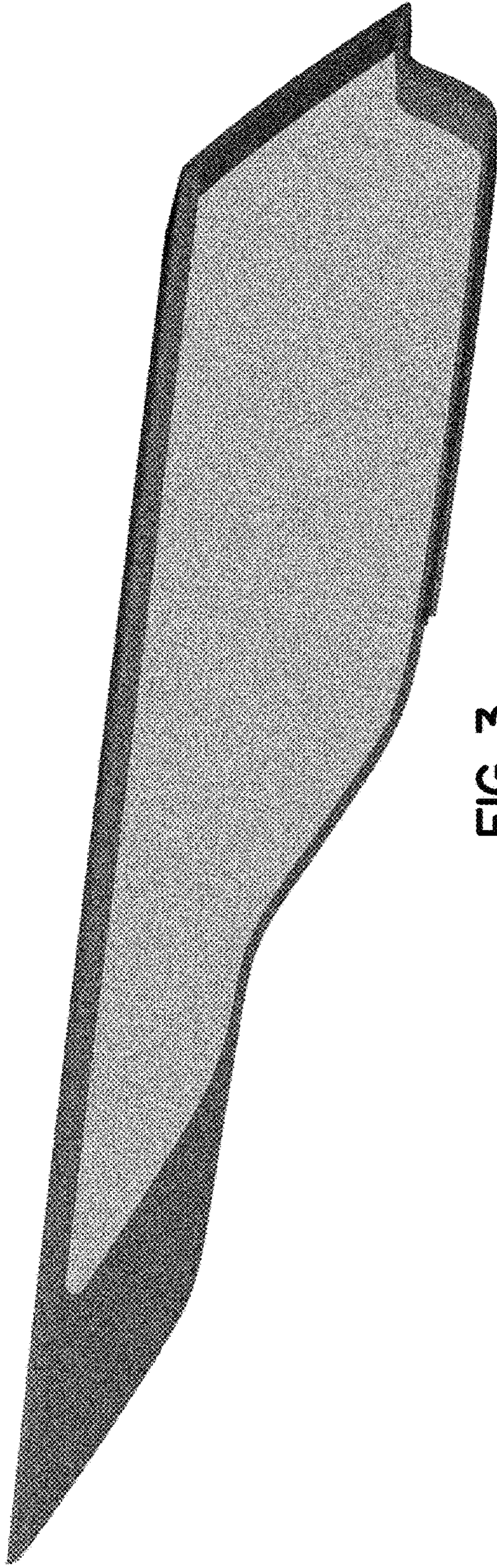


FIG. 3




FIG. 5




FIG. 4




FIG. 6

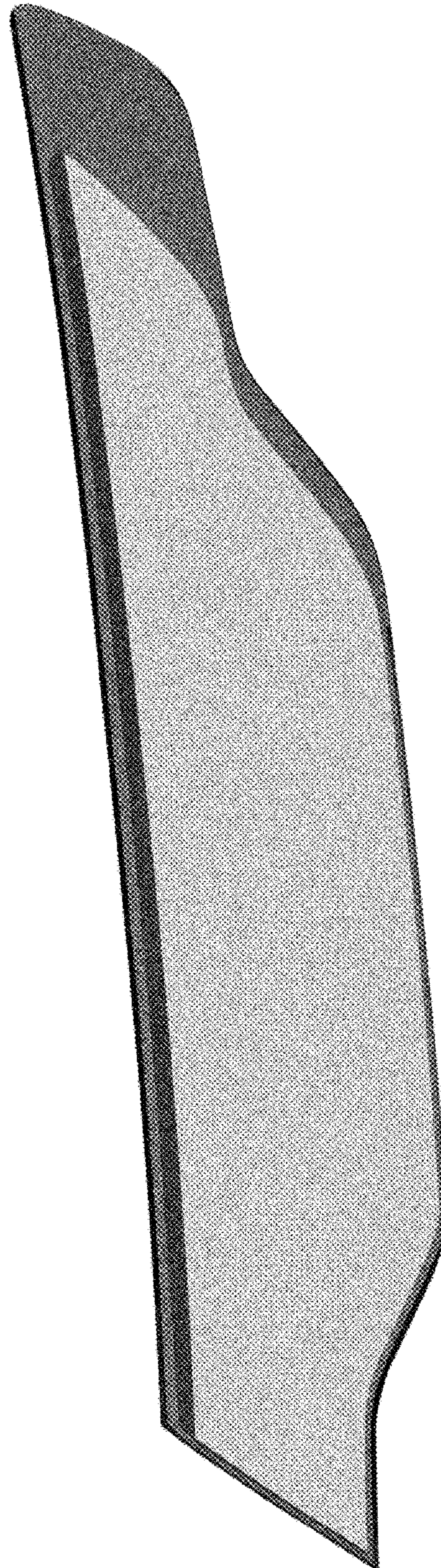


FIG. 7

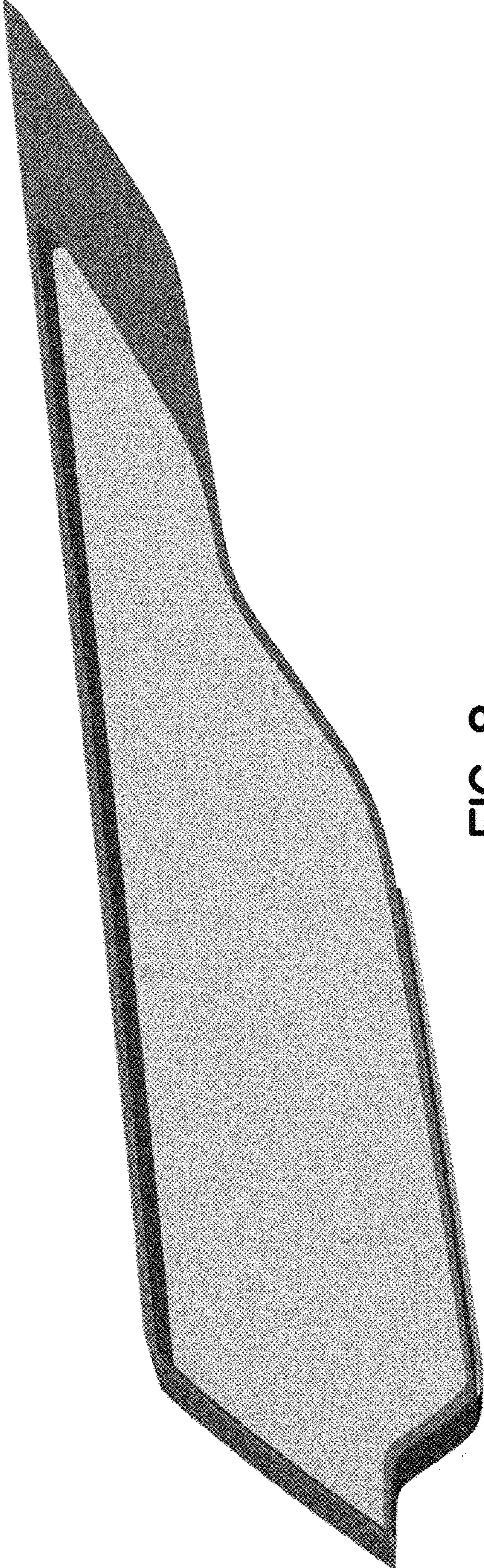


FIG. 8




FIG. 9




FIG. 10