



US00D837433S

(12) **United States Design Patent** (10) **Patent No.:** **US D837,433 S**  
**Ahrari et al.** (45) **Date of Patent:** **\*\* Jan. 1, 2019**

(54) **OUTDOOR LUMINAIRE**  
(71) Applicant: **Hubbell Incorporated**, Shelton, CT (US)  
(72) Inventors: **Armin Ahrari**, Glendale, CA (US); **Robert Nankil**, Buena Park, CA (US)  
(73) Assignee: **Hubbell Incorporated**, Shelton, CT (US)  
(\*\*) Term: **15 Years**  
(21) Appl. No.: **29/601,920**  
(22) Filed: **Apr. 27, 2017**

D388,900 S 1/1998 Metcheer, III  
D393,089 S 3/1998 Metcheer, III  
6,705,751 B1 3/2004 Liu  
D501,947 S \* 2/2005 Haugaard ..... D26/67  
D550,881 S 9/2007 Lay  
D563,587 S \* 3/2008 Quiogue ..... D26/85  
D592,783 S 5/2009 Flaherty  
D607,592 S 1/2010 Skogg  
D607,593 S \* 1/2010 Yoo ..... D26/71  
D609,380 S 2/2010 Tilman  
D628,334 S \* 11/2010 Yamada ..... D26/71  
D634,878 S \* 3/2011 Guercio ..... D26/71  
D652,978 S \* 1/2012 Boissevain ..... D26/71  
D679,436 S \* 4/2013 Gismondi ..... D26/68  
D695,937 S 12/2013 Duquette  
D713,987 S \* 9/2014 Toms ..... D26/92  
D736,983 S \* 8/2015 Dal Ponte ..... D26/71

(Continued)

**Related U.S. Application Data**

(62) Division of application No. 29/524,245, filed on Apr. 17, 2015, now Pat. No. Des. 786,468.  
(51) **LOC (11) Cl.** ..... **26-05**  
(52) **U.S. Cl.**  
USPC ..... **D26/71**  
(58) **Field of Classification Search**  
USPC ..... D26/67-71, 92  
CPC .... F21S 6/005; F21S 8/032; F21S 8/08; F21S 8/081; F21S 8/083; F21S 8/085; F21S 8/086; F21S 9/035; F21S 9/037; F21V 33/006; F21W 2111/02; F21W 2111/023; F21W 2131/103; F21W 2131/109  
See application file for complete search history.

**OTHER PUBLICATIONS**

Ascent Streetlight in the Street Furniture/ Lighting Brochure downloaded from felgroup.co.nz on Mar. 25, 2009. (Year: 2009).\*

*Primary Examiner* — Clare E Heflin  
(74) *Attorney, Agent, or Firm* — Michael Best & Friedrich, LLP

(57) **CLAIM**

The ornamental design for an outdoor luminaire, as shown and described.


**DESCRIPTION**

FIG. 1 is a top view of the outdoor luminaire; FIG. 2 is a left side view of FIG. 1; FIG. 3 is a front view of FIG. 1; FIG. 4 is a right side view of FIG. 1; FIG. 5 is a bottom view of FIG. 1; and, FIG. 6 is a top perspective view of FIG. 1. The broken lines depict portions of the outdoor luminaire that form no part of the claimed design.

**1 Claim, 2 Drawing Sheets**

(56) **References Cited**  
U.S. PATENT DOCUMENTS

D85,688 S 12/1931 De Vos  
D201,764 S \* 7/1965 Mox ..... D26/71  
D201,765 S \* 7/1965 Mox ..... D26/71  
D209,416 S 11/1967 Smith  
D372,320 S 7/1996 Brady  
D382,910 S 8/1997 Greenfield  
D383,867 S 9/1997 Shalvi



(56)

**References Cited**

U.S. PATENT DOCUMENTS

D736,984 S *	8/2015	Dal Ponte .....	D26/92
D771,855 S *	11/2016	Dal Ponte .....	D26/71
D780,981 S *	3/2017	Dal Ponte .....	D26/92
2008/0094838 A1 *	4/2008	Russello .....	F21V 21/30 362/249.07
2010/0208460 A1 *	8/2010	Ladewig .....	F21S 8/086 362/235

\* cited by examiner

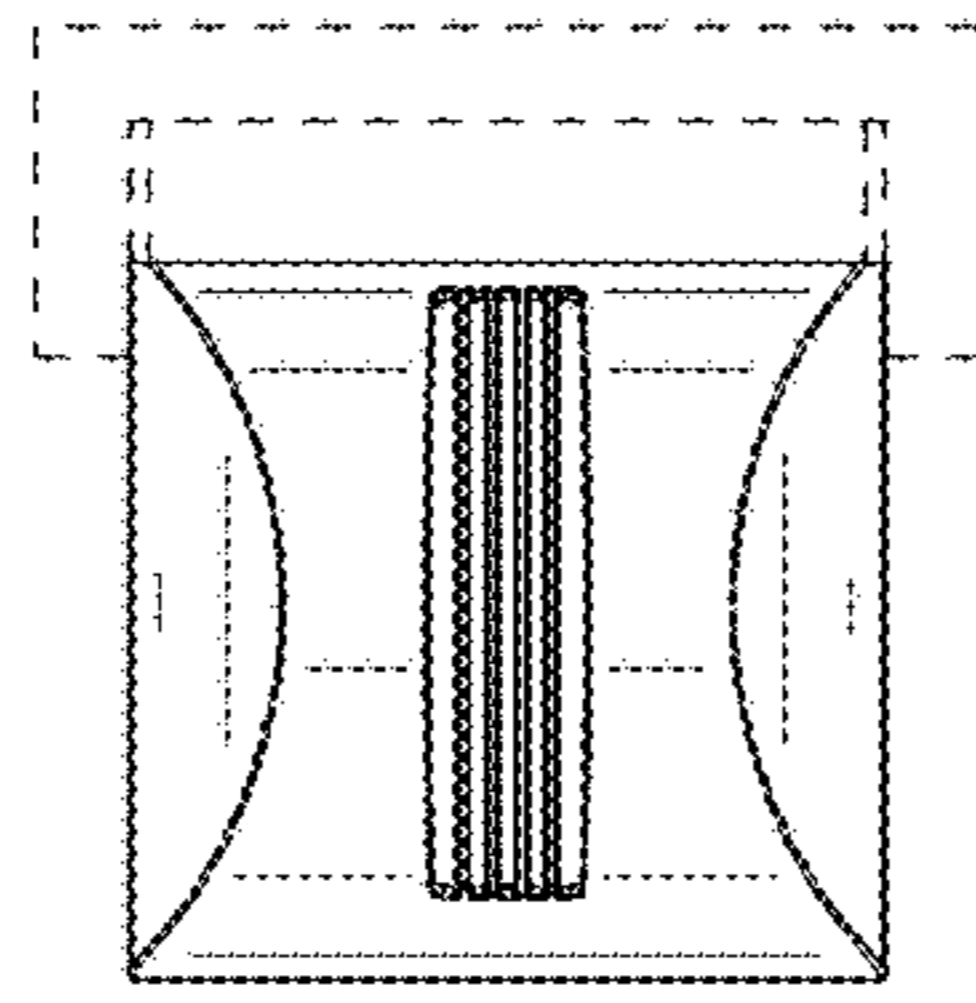


FIG. 1




FIG. 2




FIG. 3




FIG. 4

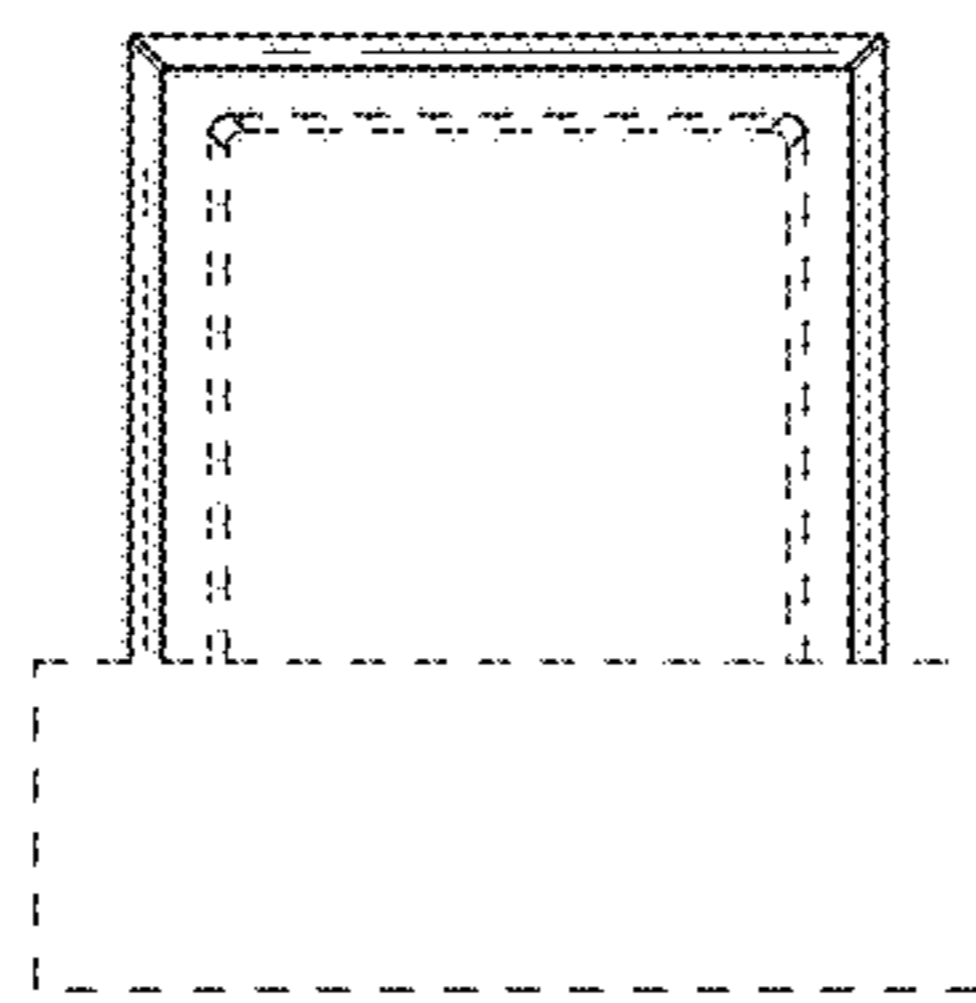


FIG. 5




FIG. 6