



US00D837426S

(12) **United States Design Patent**  
**Patel et al.**

(10) **Patent No.:** **US D837,426 S**

(45) **Date of Patent:** **\*\* Jan. 1, 2019**

(54) **HEAD LIGHT LENS**

(71) Applicant: **Jaguar Land Rover Limited**, Whitley,  
Coventry (GB)

(72) Inventors: **Paven Patel**, Coventry (GB); **Alex Chan**, Coventry (GB)

(73) Assignee: **Jaguar Land Rover Limited**, Whitley  
Coventry (GB)

(\*\*) Term: **15 Years**

(21) Appl. No.: **29/629,604**

(22) Filed: **Dec. 14, 2017**

(30) **Foreign Application Priority Data**

Jun. 15, 2017 (EM) ..... 004048932

(51) **LOC (11) Cl.** ..... **26-06**

(52) **U.S. Cl.**  
USPC ..... **D26/28**

(58) **Field of Classification Search**  
USPC ..... D26/28  
CPC ..... B60Q 9/13; B60Q 9/135; B60Q 9/1375;  
F21S 48/00; F21S 48/10; F21S 48/115;  
F21S 48/225; F21S 48/1233; F21S  
48/1266; F21S 48/1388; F21S 48/2268;  
F21V 21/04

See application file for complete search history.

(56) **References Cited**

**U.S. PATENT DOCUMENTS**

D465,861 S \* 11/2002 Huang ..... D26/139  
D471,657 S \* 3/2003 Huang ..... D26/139  
D511,220 S \* 11/2005 Lin ..... D26/139  
D544,614 S \* 6/2007 Markefka ..... D26/28

D550,380 S \* 9/2007 Lin ..... D26/28  
D561,359 S \* 2/2008 Hsu ..... D26/28  
D563,576 S \* 3/2008 Hanaoka ..... D26/28  
D582,587 S \* 12/2008 Yang ..... D26/28  
D690,852 S \* 10/2013 Cooney ..... D26/28

\* cited by examiner

*Primary Examiner* — Marcus A Jackson

(74) *Attorney, Agent, or Firm* — Wood Herron & Evans  
LLP

(57) **CLAIM**

The ornamental design for a head light lens, as shown and described.

**DESCRIPTION**

FIG. 1 is a front left perspective view of a head light lens for a vehicle according to the present invention.

FIG. 2 is a front right perspective view of the head light lens shown in FIG. 1.

FIG. 3 is a rear right perspective view thereof.

FIG. 4 is a rear left perspective view thereof.

FIG. 5 is a front view thereof.

FIG. 6 is a rear view thereof.

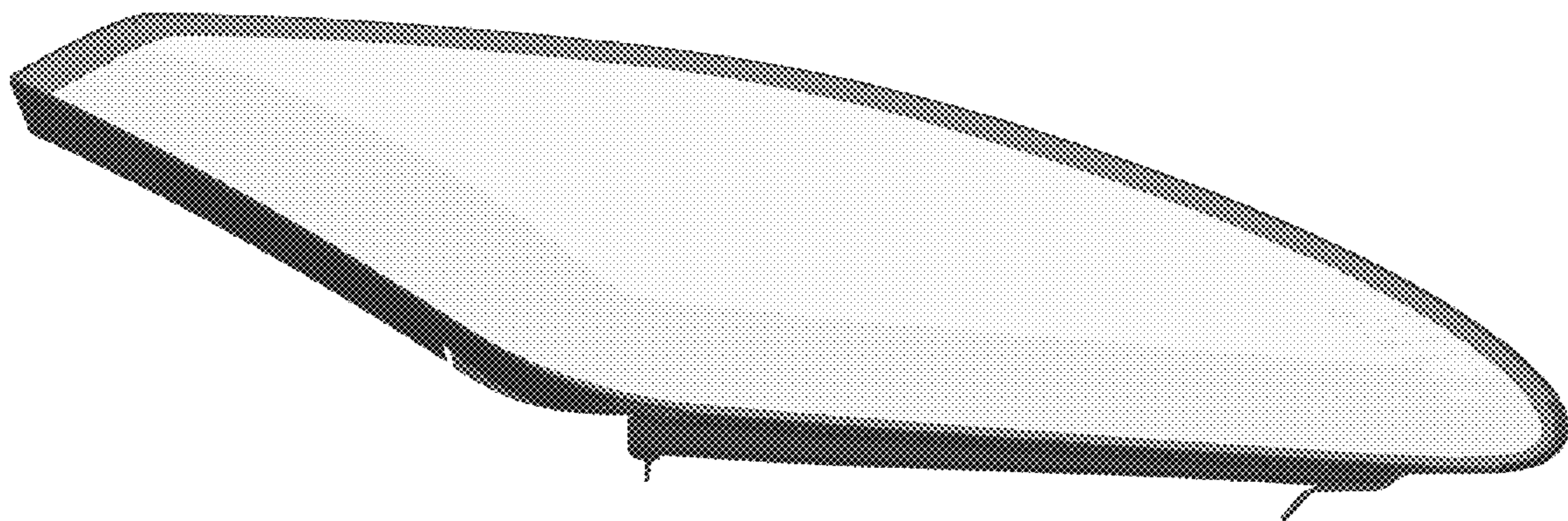
FIG. 7 is a left side view thereof.

FIG. 8 is a right side view thereof.

FIG. 9 is a top view thereof; and,

FIG. 10 is a front left perspective of the head light lens shown in FIGS. 1-9, but with the head light lens mounted on a vehicle, and the rest of the vehicle shown in de-emphasized and half-tone portions so as to illustrate environmental structure. These portions form no part of the claimed invention. More particularly, in FIG. 10, the inventive head light lens is shown within the broken line, and the elements shown outside the broken line form no part of the claimed invention, but are instead included to show environmental aspects thereof.

**1 Claim, 10 Drawing Sheets**






FIG. 1




FIG. 2




FIG. 3



FIG. 4

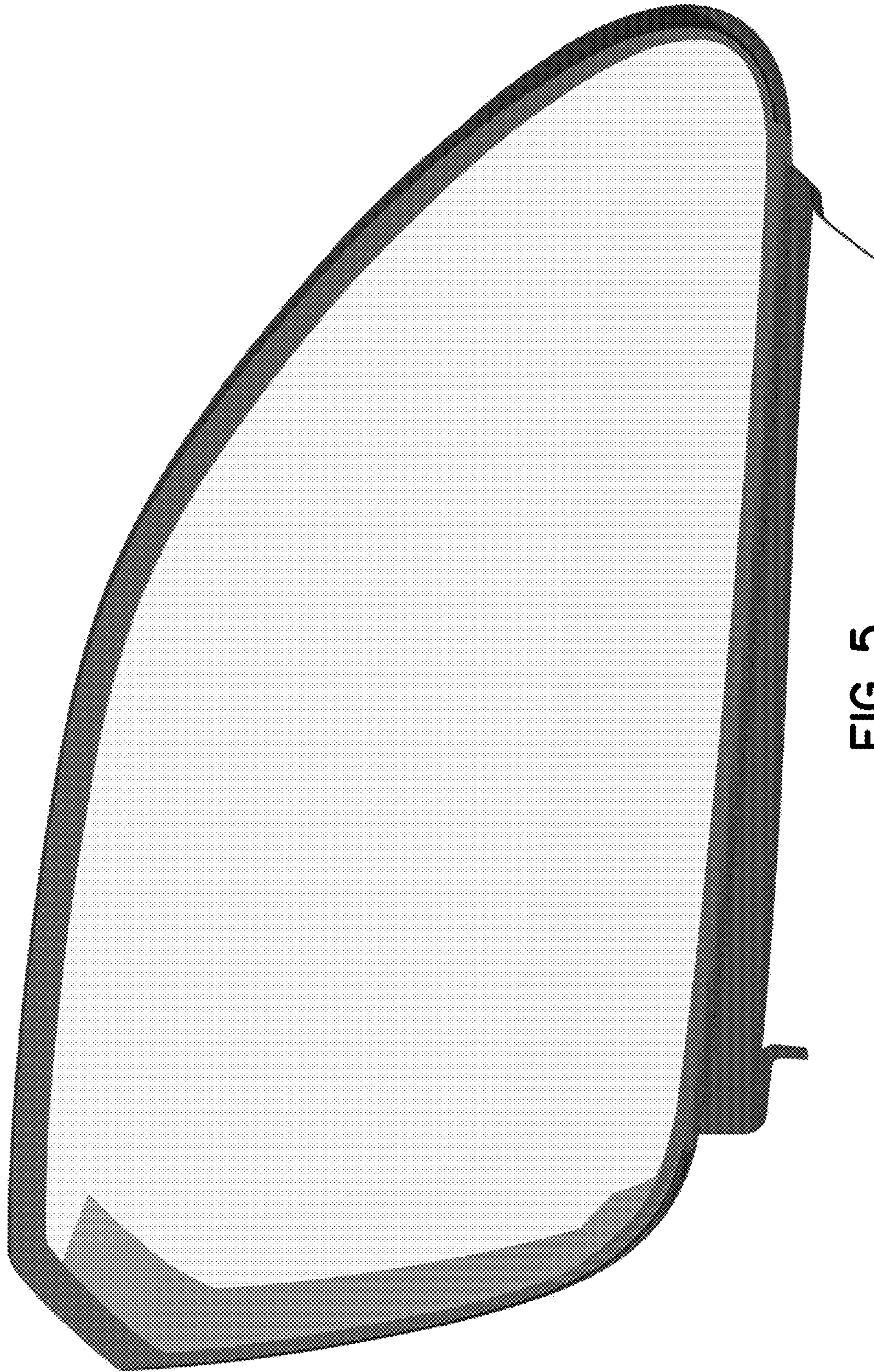


FIG. 5




FIG. 6

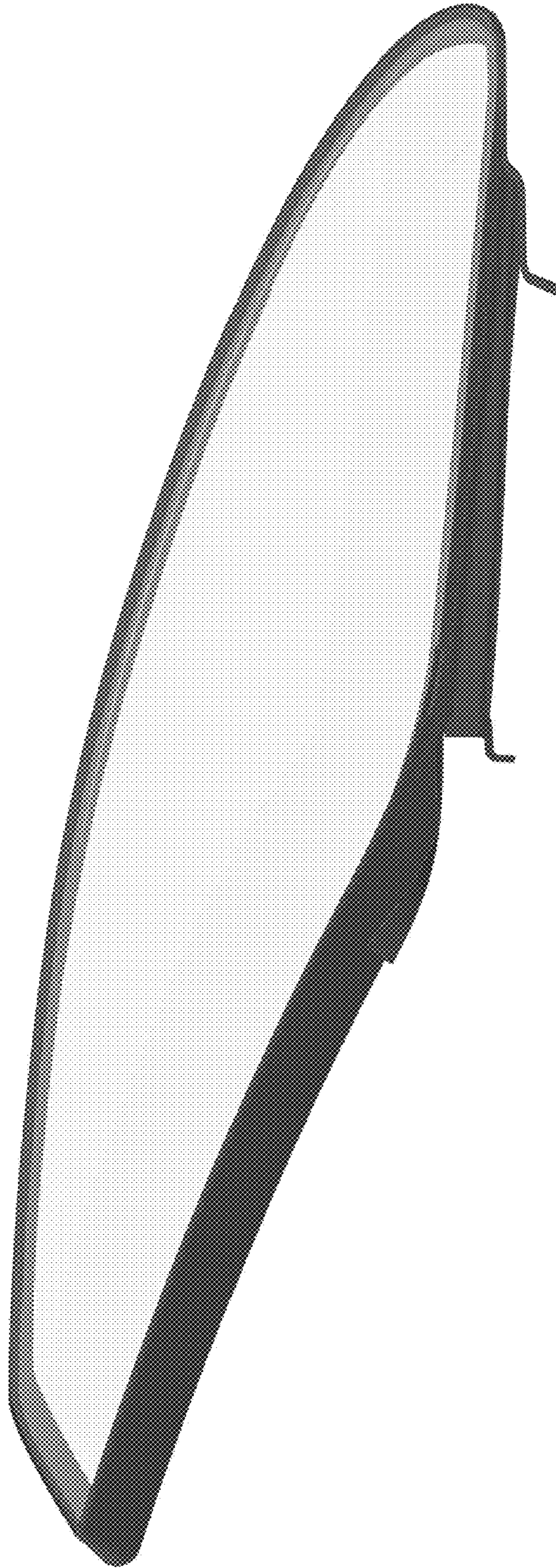


FIG. 7



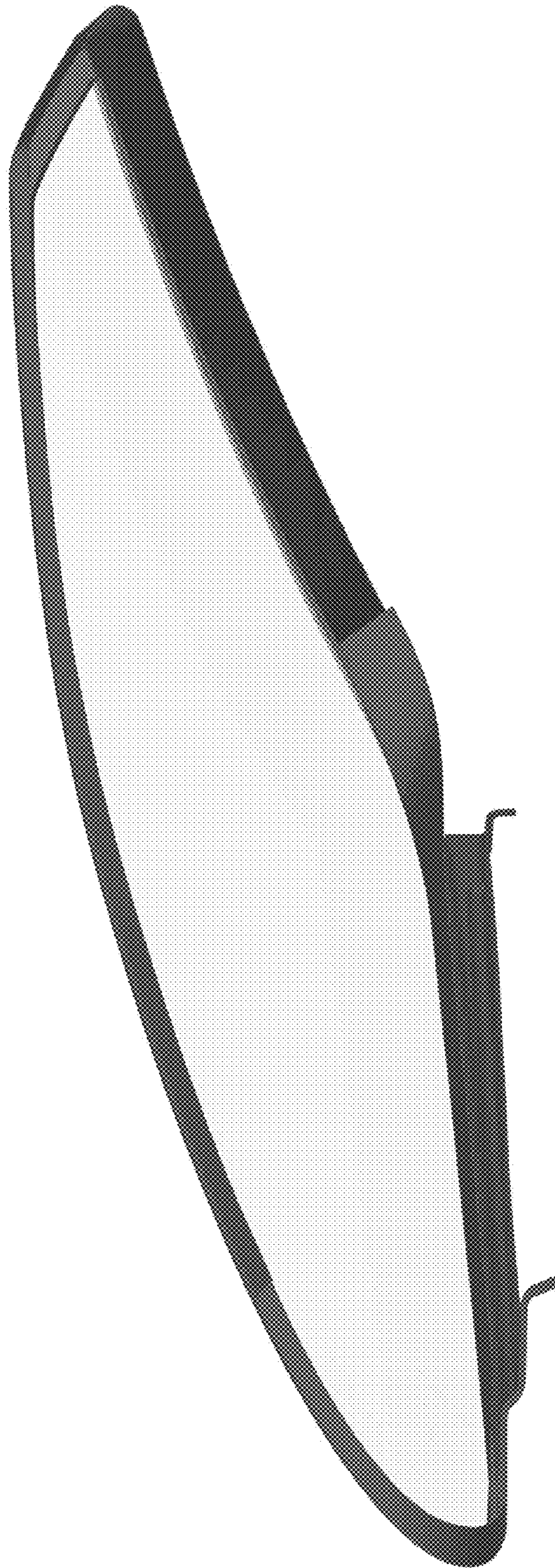


FIG. 8




FIG. 9




FIG. 10