



US00D837422S

(12) **United States Design Patent**  
**Yamashita**

(10) **Patent No.:** **US D837,422 S**

(45) **Date of Patent:** **\*\* Jan. 1, 2019**

(54) **TAILLIGHT FOR MOTOR VEHICLE**

(71) Applicant: **Dr. Ing. h.c. F. Porsche**  
**Aktiengesellschaft, Stuttgart (DE)**

(72) Inventor: **Shuichi Yamashita, Gerlingen (DE)**

(73) Assignee: **Dr. Ing. h.c. F. Porsche**  
**Aktiengesellschaft, Stuttgart (DE)**

(\*\*) Term: **15 Years**

(21) Appl. No.: **29/592,790**

(22) Filed: **Feb. 2, 2017**

(30) **Foreign Application Priority Data**

Aug. 4, 2016 (DE) ..... 40 2016 100 971

(51) **LOC (11) Cl.** ..... **26-07**

(52) **U.S. Cl.**  
USPC ..... **D26/28**

(58) **Field of Classification Search**  
USPC ..... D26/28-36; 362/459-468, 475-478,  
362/485-487

CPC ..... F21S 48/00; F21S 48/10; F21S 48/115;  
F21S 48/225; F21S 48/1233; F21S  
48/1266; F21S 48/1388; F21S 48/2268;  
F21V 21/04

See application file for complete search history.

(56) **References Cited**

**U.S. PATENT DOCUMENTS**

D637,746 S \* 5/2011 Kong ..... D26/28  
D674,933 S 1/2013 Varga

D684,711 S \* 6/2013 Chen ..... D26/28  
D711,025 S \* 8/2014 Gueler ..... D26/28  
D743,588 S \* 11/2015 Wolff ..... D26/28  
D765,891 S \* 9/2016 Varga ..... D26/28  
D771,848 S 11/2016 Varga  
D780,961 S \* 3/2017 Curic ..... D26/28  
D791,375 S \* 7/2017 Lichte ..... D26/28  
D795,472 S \* 8/2017 Leutiger ..... D26/28  
D802,183 S \* 11/2017 Leutiger ..... D26/28

**OTHER PUBLICATIONS**

Design U.S. Appl. No. 29/551,118, by Leutiger, filed Jan. 11, 2016;  
and.

Design U.S. Appl. No. 29/579,461, by Scheinhütte, filed Sep. 30,  
2016.

\* cited by examiner

*Primary Examiner* — Angela J Lee

(74) *Attorney, Agent, or Firm* — RatnerPrestia

(57) **CLAIM**

The ornamental design for a taillight for a motor vehicle, as  
shown and described.

**DESCRIPTION**

FIG. 1 is a perspective view of a taillight for a motor vehicle  
from the left;


FIG. 2 is a perspective view thereof from the right;

FIG. 3 is an elevation view thereof from the right side; and,

FIG. 4 is a rear elevation view thereof.

The broken line showing of the taillight for motor vehicle is  
for the purpose of illustrating portions of the taillight for  
motor vehicle and forms no part of the claimed design.

**1 Claim, 2 Drawing Sheets**






Figure 1




Figure 2






Figure 4




Figure 3