



US00D837421S

(12) **United States Design Patent**
Yamashita

(10) **Patent No.:** **US D837,421 S**

(45) **Date of Patent:** **** Jan. 1, 2019**

(54) **HEADLIGHT FOR MOTOR VEHICLE**

(71) Applicant: **Dr. Ing. h.c. F. Porsche**
Aktiengesellschaft, Stuttgart (DE)

(72) Inventor: **Shuichi Yamashita, Gerlingen (DE)**

(73) Assignee: **Dr. Ing. h.c. F. Porsche**
Aktiengesellschaft, Stuttgart (DE)

(**) Term: **15 Years**

(21) Appl. No.: **29/592,789**

(22) Filed: **Feb. 2, 2017**

(30) **Foreign Application Priority Data**

Aug. 4, 2016 (DE) 40 2016 100 970

(51) **LOC (11) Cl.** **26-07**

(52) **U.S. Cl.**
USPC **D26/28**

(58) **Field of Classification Search**
USPC D26/28, 29, 30, 31, 32, 33, 34, 35, 36;
362/459-468, 475-478, 485-487
CPC F21S 48/00; F21S 48/10; F21S 48/115;
F21S 48/225; F21S 48/1233; F21S
48/1266; F21S 48/1388; F21S 48/2268;
F21V 21/04

See application file for complete search history.

(56) **References Cited**

U.S. PATENT DOCUMENTS

D595,437 S * 6/2009 Kurisu D26/28
D674,522 S * 1/2013 Bieling D26/28

D674,932 S * 1/2013 Kawano D26/28
D677,409 S * 3/2013 Binder D26/28
D679,429 S * 4/2013 Frenzel D26/28
D683,487 S 5/2013 Scheinhütte et al.
D683,488 S 5/2013 Scheinhütte et al.
D703,349 S 4/2014 Borkert
D706,467 S 6/2014 Robinson
D717,975 S * 11/2014 Futschik D26/28
D741,529 S * 10/2015 Glover D26/28
D747,821 S * 1/2016 Yoshida D26/28
D752,782 S 3/2016 Moessner
D761,980 S * 7/2016 Keskin D26/28
D765,892 S 9/2016 Redlich
D806,921 S * 1/2018 Ryu D26/28
D819,854 S * 6/2018 Lai D26/28
D825,084 S * 8/2018 Haizuka D26/28
D826,436 S * 8/2018 Yamakawa D26/28

* cited by examiner

Primary Examiner — Angela J Lee

(74) *Attorney, Agent, or Firm* — RatnerPrestia

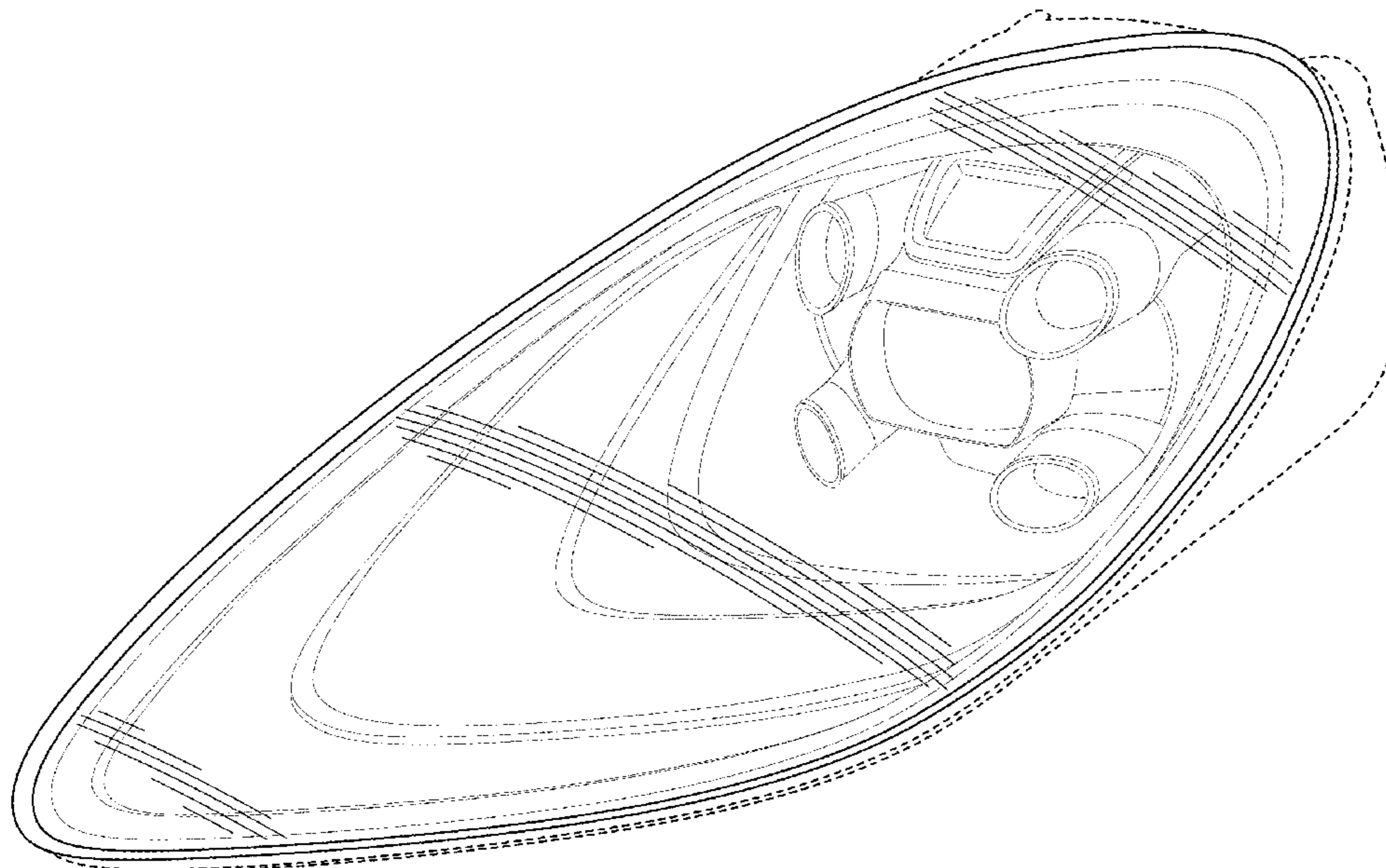
(57) **CLAIM**

The ornamental design for a headlight for a motor vehicle, as shown and described.

DESCRIPTION

FIG. 1 is a right perspective view of a headlight for a motor vehicle;
FIG. 2 is a left perspective view thereof;
FIG. 3 is a front elevation view thereof;
FIG. 4 is a top plan view thereof; and,
FIG. 5 is an elevation view thereof from the right side.
The broken line showing of the headlight is for the purpose of illustrating portions of the headlight and forms no part of the claimed design.

1 Claim, 5 Drawing Sheets



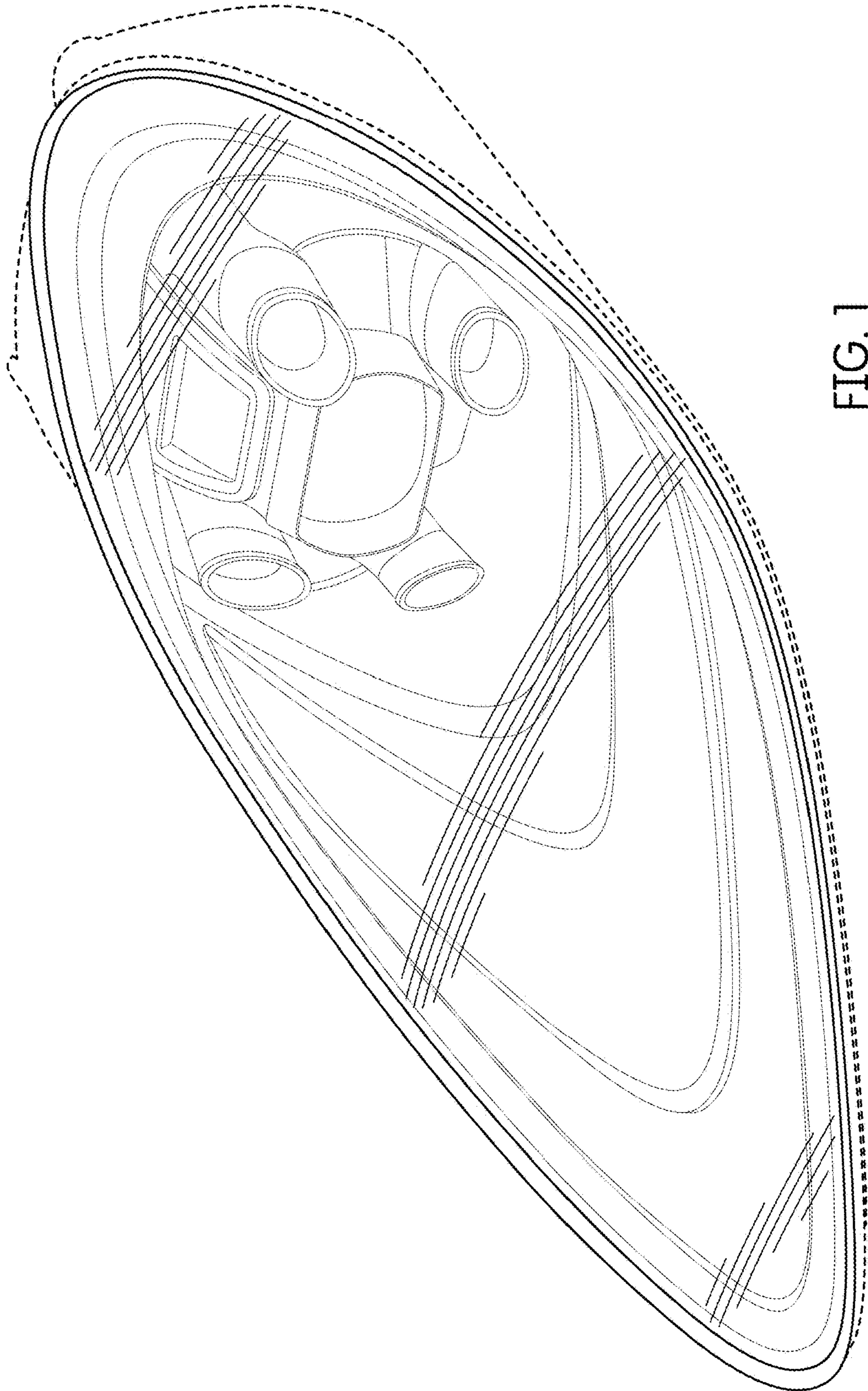


FIG. 1

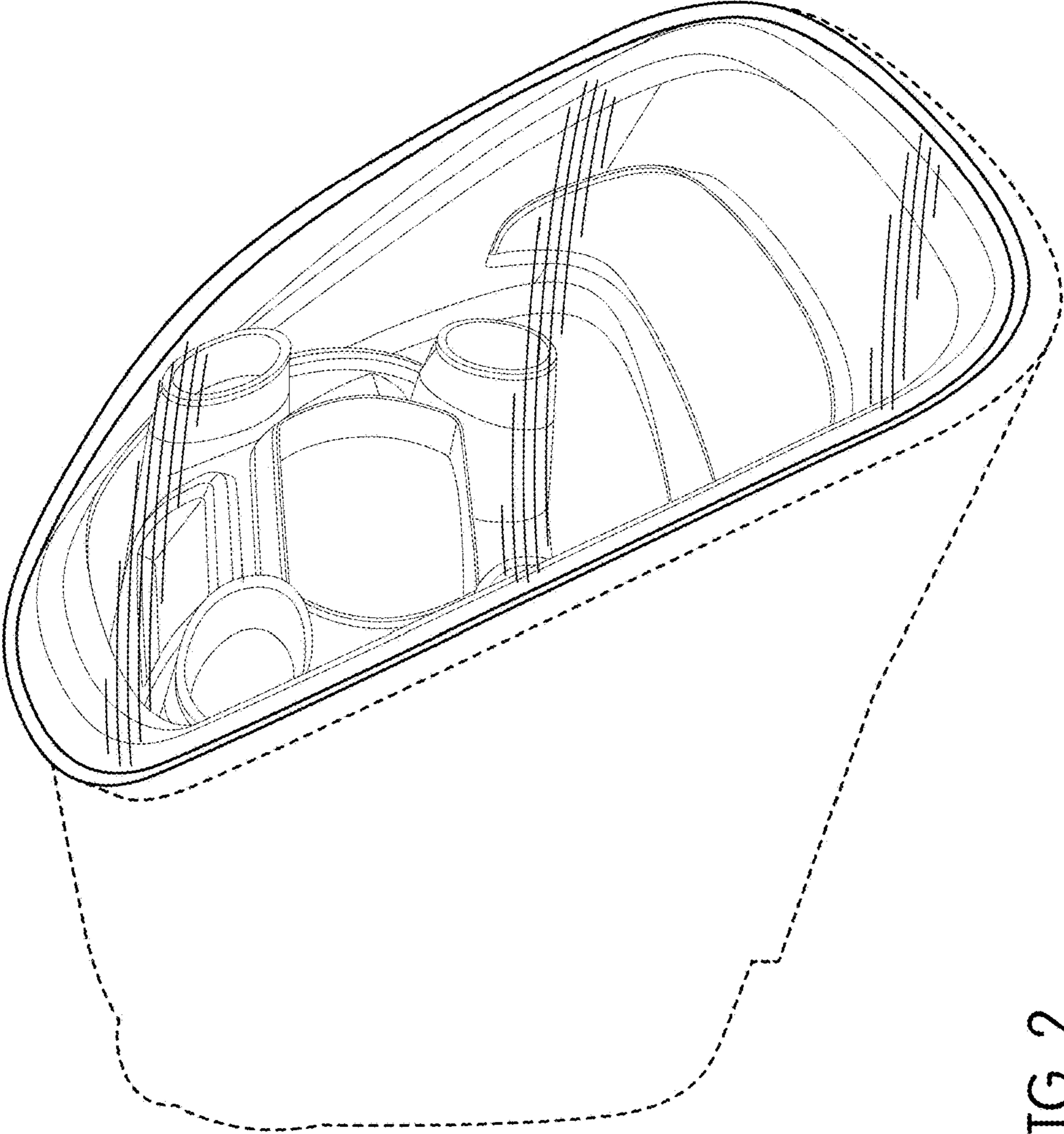


FIG. 2

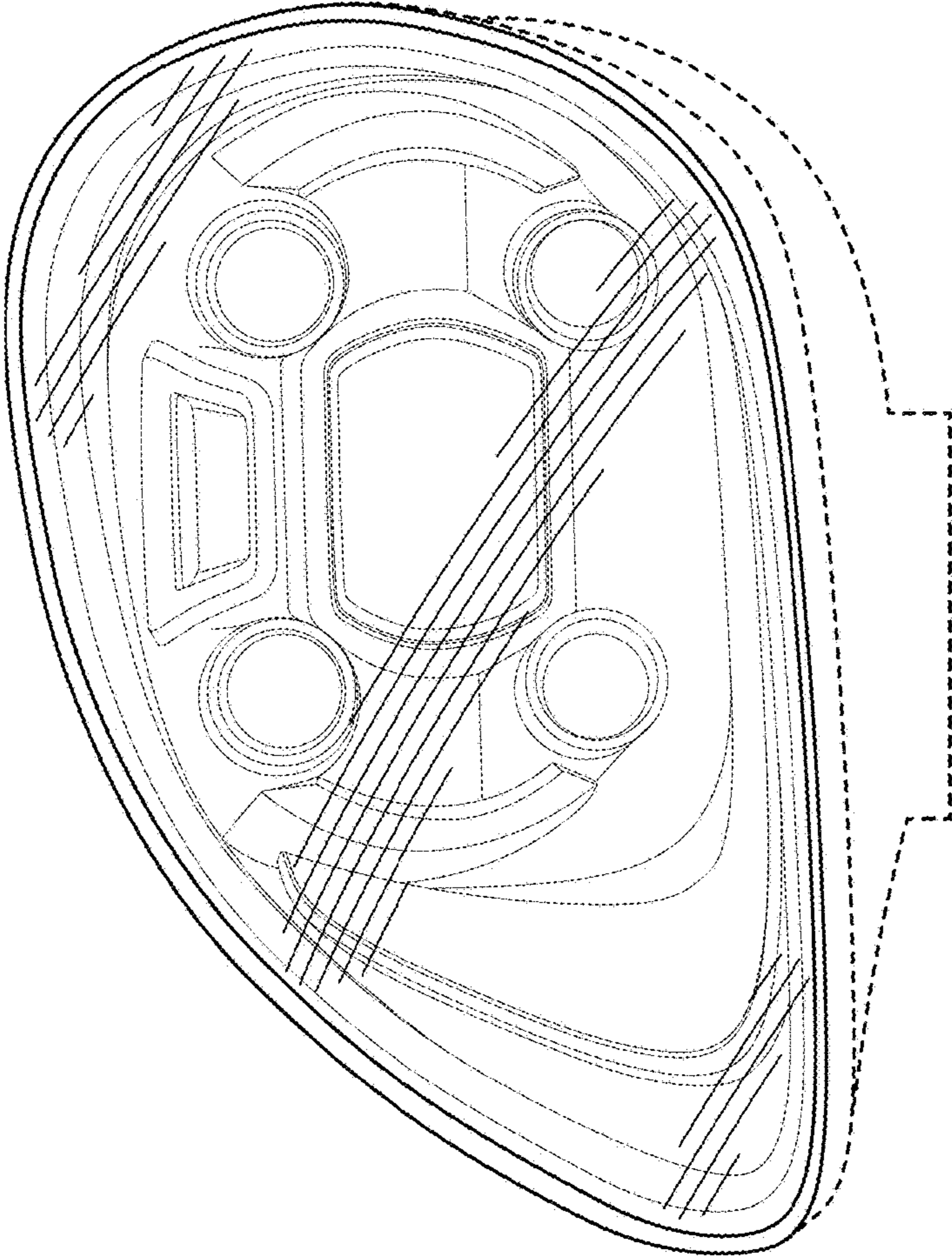


FIG. 3

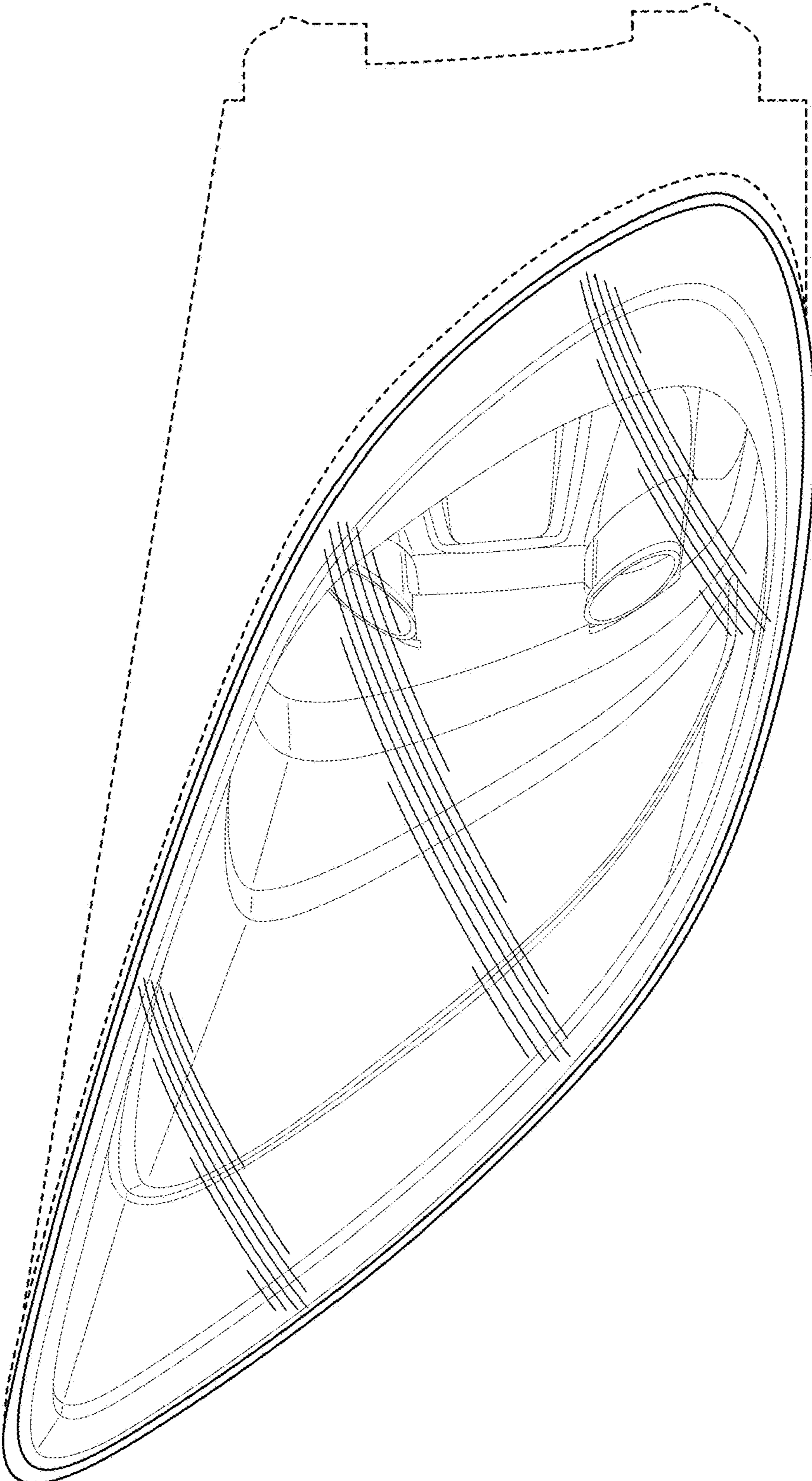


FIG. 4

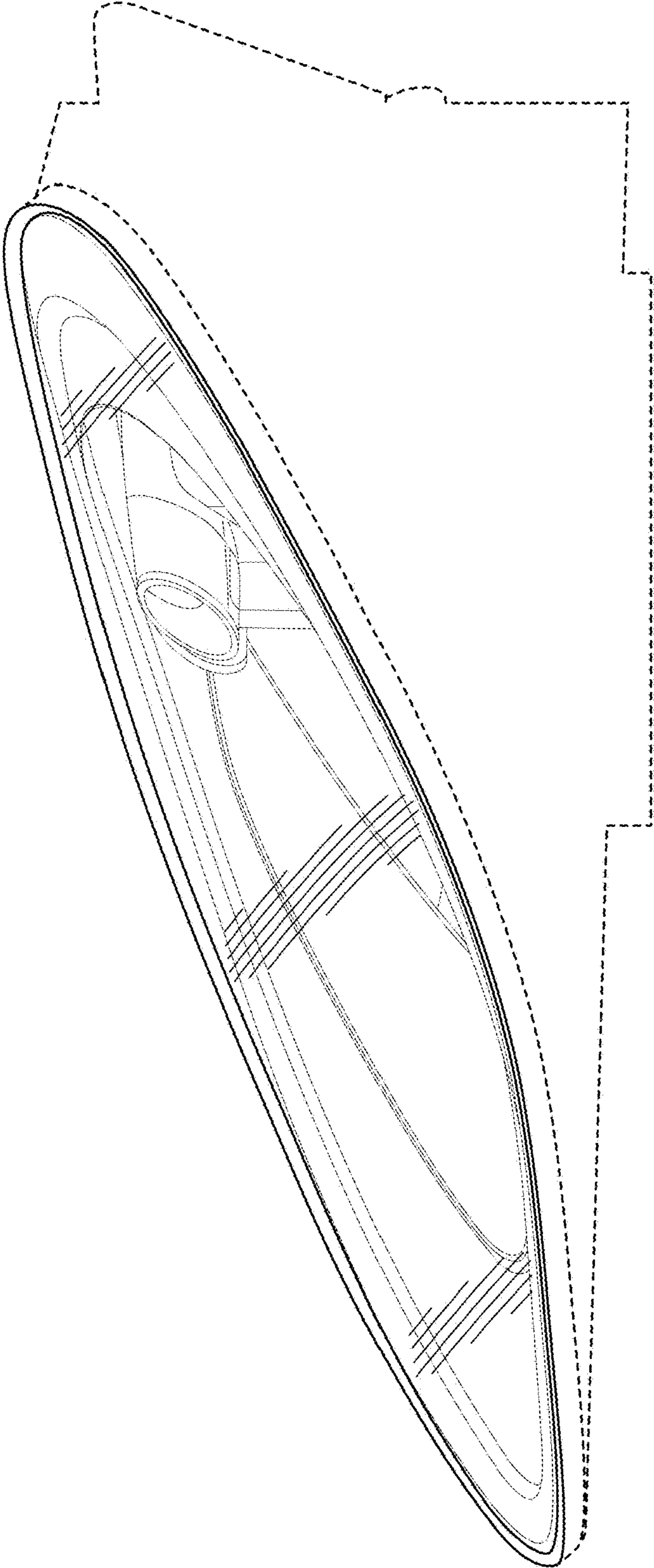


FIG. 5