



US00D837415S

(12) **United States Design Patent**  
**Muszyński**

(10) **Patent No.:** **US D837,415 S**

(45) **Date of Patent:** **\*\* Jan. 1, 2019**

(54) **FLOOR SURFACE UNDERLAYMENT**

(71) Applicant: **Decora S.A.**, Środa Wlkp. (PL)

(72) Inventor: **Maciej Muszyński**, Środa Wielkopolska (PL)

(73) Assignee: **DECORA S.A.**, Sroda Wlkp. (PL)

(\*\*) Term: **15 Years**

(21) Appl. No.: **29/564,469**

(22) Filed: **May 13, 2016**

(30) **Foreign Application Priority Data**

Nov. 16, 2015 (EM) ..... 002861658

(51) **LOC (11) Cl.** ..... **25-01**

(52) **U.S. Cl.**  
USPC ..... **D25/138**

(58) **Field of Classification Search**  
USPC ..... D25/138, 142, 144, 152, 153, 156, 157,  
D25/158, 159, 160, 161, 163, 199  
CPC ..... H05B 3/00; F24D 3/12; F24D 3/14; F24D  
3/142; F24D 3/146; F24D 13/02; E04C  
2/52; E04F 15/185  
See application file for complete search history.

(56) **References Cited**

**U.S. PATENT DOCUMENTS**

527,961 A \* 10/1894 Furness ..... 52/311.2  
D33,480 S \* 10/1900 Meeker ..... D25/157  
D199,099 S \* 9/1964 Averill ..... D23/388  
3,650,224 A \* 3/1972 Petix ..... B65D 19/0075  
108/54.1  
D231,789 S \* 6/1974 Ozeki et al. .... 273/157 R  
4,018,025 A \* 4/1977 Collette ..... E01C 13/107  
404/41  
D297,867 S \* 9/1988 Sussman ..... D28/73  
D317,656 S \* 6/1991 Rea ..... D25/138

5,035,532 A \* 7/1991 Gargollo ..... E01C 5/00  
404/31  
5,630,304 A 5/1997 Austin  
6,588,167 B2 \* 7/2003 Chang ..... B44C 3/123  
428/44  
D483,499 S \* 12/2003 Payne ..... D25/113  
6,820,386 B2 \* 11/2004 Kappeli ..... B29C 45/14811  
52/591.4  
D634,029 S 3/2011 Jianzhong  
D636,096 S \* 4/2011 Seitner ..... D25/138  
D636,097 S 4/2011 Seitner  
8,006,460 B2 \* 8/2011 Chen ..... C04B 26/08  
52/590.3  
8,356,447 B2 \* 1/2013 Lach ..... A47G 27/0293  
52/177  
8,733,057 B2 \* 5/2014 Seitner ..... E04F 15/20  
52/177  
8,806,822 B1 \* 8/2014 Wang ..... E04F 15/02038  
273/153 R  
8,814,110 B2 \* 8/2014 Crager ..... B65D 19/0002  
108/57.26

\* cited by examiner

*Primary Examiner* — Vy N Koenig

*Assistant Examiner* — Kimberly Barnes

(74) *Attorney, Agent, or Firm* — Leason Ellis LLP


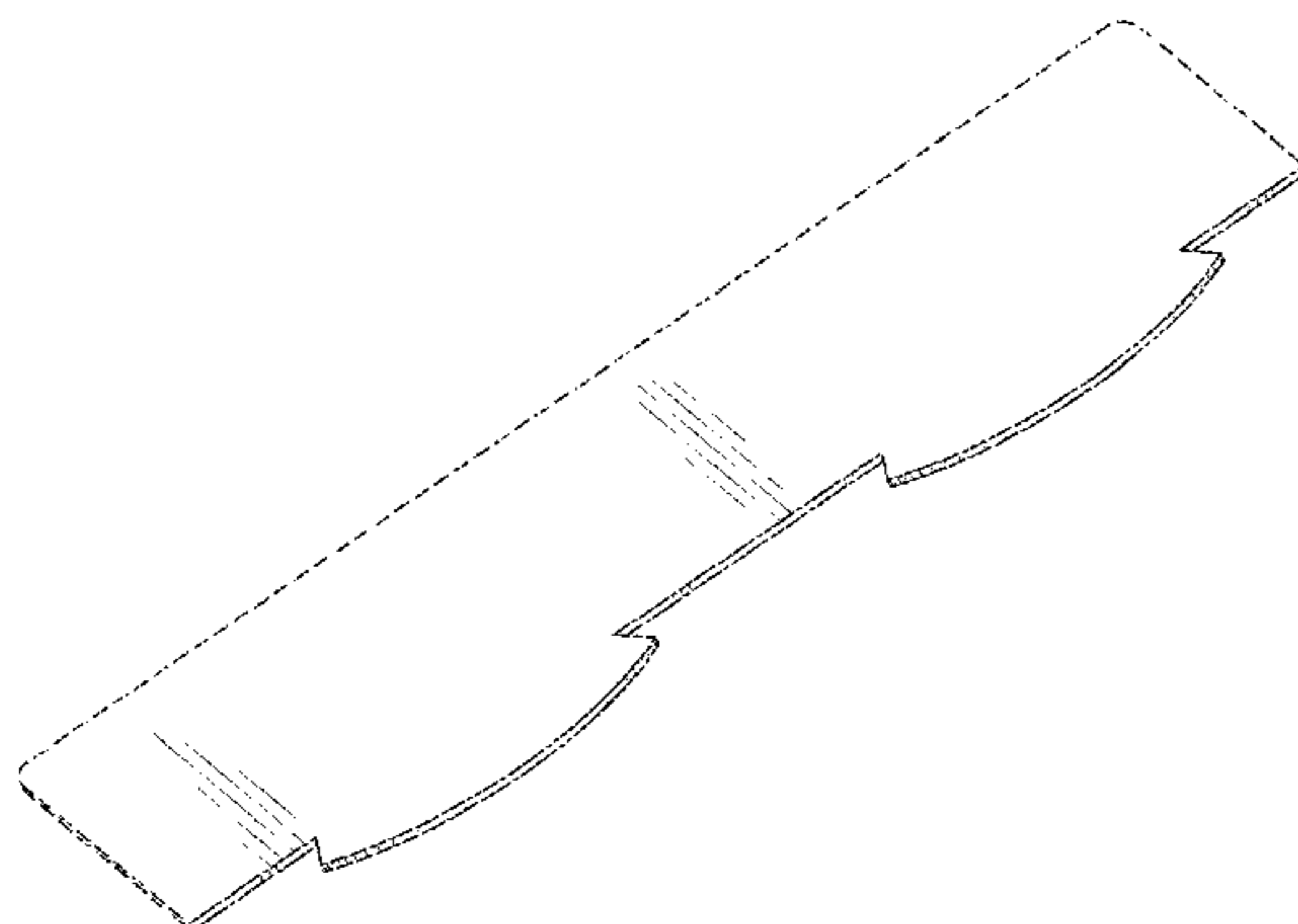
(57) **CLAIM**

The ornamental design for a floor surface underlayment, as shown and described.

**DESCRIPTION**

FIG. 1 is a top and side perspective view of a floor surface underlayment showing my new design; FIG. 2 is a top plan view thereof; FIG. 3 is a bottom plan view thereof; FIG. 4 is a front elevation view thereof; and, FIG. 5 is a rear elevation view thereof. The broken lines represent portions of the floor surface underlayment that form no part of the claimed design.

**1 Claim, 3 Drawing Sheets**



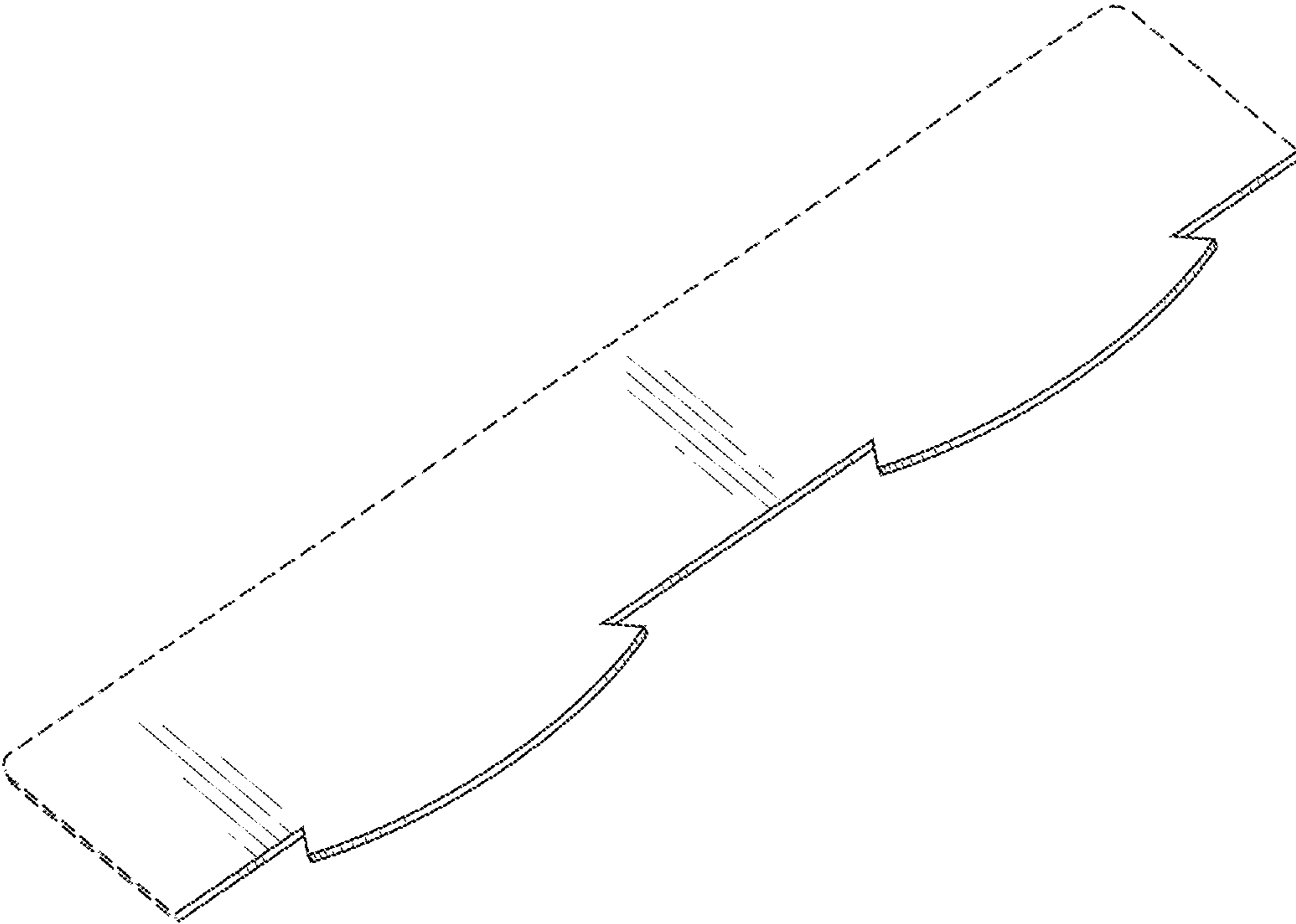


Fig. 1

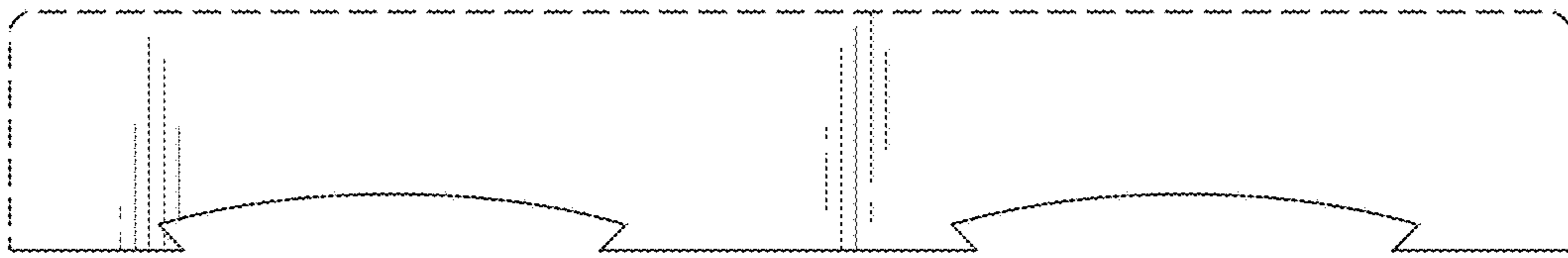


Fig. 2




Fig. 3



Fig. 4



Fig. 5