



US00D837413S

(12) **United States Design Patent**  
**Adams**

(10) **Patent No.:** **US D837,413 S**  
(45) **Date of Patent:** **\*\* Jan. 1, 2019**

- (54) **GEOMETRICAL UNIT**
- (71) Applicant: **Brian M. Adams**, Bellbrook, OH (US)
- (72) Inventor: **Brian M. Adams**, Bellbrook, OH (US)
- (\*\*) Term: **15 Years**
- (21) Appl. No.: **29/578,645**
- (22) Filed: **Sep. 23, 2016**
- (51) **LOC (11) Cl.** ..... **25-01**
- (52) **U.S. Cl.**  
USPC ..... **D25/113**
- (58) **Field of Classification Search**  
USPC ..... D25/103–135, 47.1, 48.7, 60, 48.1, 138;  
52/201, 204.5, 204.54, 208, 306, 307,  
52/308; D11/131–164; D6/373, 643,  
D6/364, 374, 406.2, 653.13, 653.2,  
D6/654.13, 654.2, 655.13, 655.2, 656.15,  
D6/691.4, 692.3, 695.2, 696.1, 707.21,  
D6/708.17, 702, 708–709.22; D2/882;  
D26/110, 132; D21/479, 480, 481, 482,  
D21/483, 484, 485, 486, 487, 488, 489,  
D21/490, 491, 492; 135/117  
CPC ..... E04B 1/19; E04B 2001/1933; E04B  
2001/1987; Y10S 52/10  
See application file for complete search history.

(56) **References Cited**

**U.S. PATENT DOCUMENTS**

- 3,221,464 A \* 12/1965 Miller ..... E04B 1/19  
52/651.09
- D228,051 S \* 8/1973 Shimaoka et al. .... D25/16
- 3,783,571 A \* 1/1974 Horvath ..... E04B 2/12  
52/575
- 4,197,669 A \* 4/1980 Hynes ..... A63H 33/084  
446/125
- 5,020,287 A \* 6/1991 Woods ..... E04B 7/102  
52/80.2
- D352,557 S \* 11/1994 Hing ..... D25/132
- D381,097 S \* 7/1997 Hing ..... D25/132
- D590,452 S \* 4/2009 Lloyd ..... D21/479

- D679,836 S \* 4/2013 Niroumandrad ..... D25/113  
8,544,235 B2 \* 10/2013 Leiseder ..... E04B 1/19  
52/655.1
- 8,745,958 B2 \* 6/2014 Kang ..... B21F 27/128  
52/652.1
- 8,769,907 B2 \* 7/2014 Camber ..... B66B 11/0005  
212/348
- 8,826,602 B1 \* 9/2014 Lipscomb ..... E04B 1/19  
52/648.1
- 8,840,074 B1 \* 9/2014 Bunch ..... E04B 1/19  
248/158
- D730,655 S \* 6/2015 Altoon ..... D6/373  
(Continued)

**OTHER PUBLICATIONS**

Helix Side Table [https://www.grandinroad.com/helix-side-table/1097368?SourceCode=ZZ51121&intlShippingCtx=US%7CUSD&SourceCode=ZZ51121&catargetid=120245400000246655&cadevice=c&gclid=EAlalQobChMIInnOG0\\_di43QIVC1qGCh2ShQPxEAQYDyABEglap\\_D\\_BwE](https://www.grandinroad.com/helix-side-table/1097368?SourceCode=ZZ51121&intlShippingCtx=US%7CUSD&SourceCode=ZZ51121&catargetid=120245400000246655&cadevice=c&gclid=EAlalQobChMIInnOG0_di43QIVC1qGCh2ShQPxEAQYDyABEglap_D_BwE) Aug. 2018 (Year: 2018).\*

(Continued)

*Primary Examiner* — Cathron C Brooks  
*Assistant Examiner* — Samantha Q. Lawrence  
(74) *Attorney, Agent, or Firm* — Dinsmore & Shohl, LLP

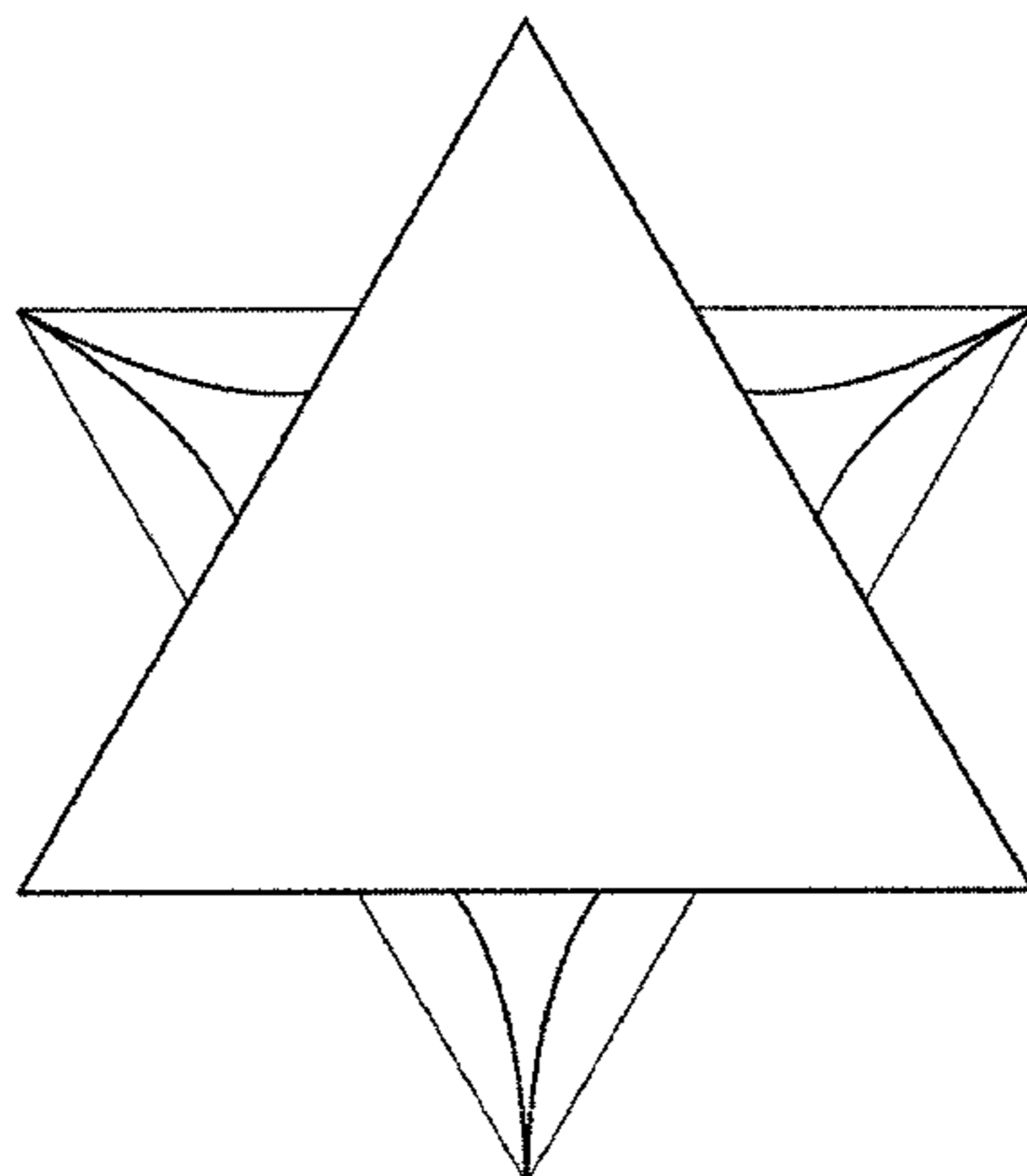
(57) **CLAIM**

The ornamental design of a geometrical unit, as shown and described.

**DESCRIPTION**

FIG. 1 is a top view of a geometrical unit illustrating my new design, with a bottom view being a mirror image of FIG. 1; FIG. 2 is a left side elevational view thereof; FIG. 3 is a right side elevational view thereof; FIG. 4 is a front side elevational view thereof; FIG. 5 is a back side elevational view thereof; FIG. 6 is a first perspective view thereof; and, FIG. 7 is a second perspective view thereof.

**1 Claim, 7 Drawing Sheets**



(56)

**References Cited**

U.S. PATENT DOCUMENTS

D748,742 S \* 2/2016 Simonds ..... D21/505  
D761,154 S \* 7/2016 Agar ..... D11/143  
D764,968 S \* 8/2016 Abbosh ..... D11/142  
2012/0037197 A1 \* 2/2012 Koepke ..... E04H 1/12  
135/117

OTHER PUBLICATIONS

Accent Side Table [https://www.grandinroad.com/helix-side-table/1097368?SourceCode=ZZ51121&intlShippingCtx=US%7CUSD&SourceCode=ZZ51121&catargetid=120245400000246655&cadevice=c&gclid=EA1a1QobChMIImOG0\\_di43QIVC1qGCh2ShQPxEAQYDyABEg\\_lap\\_D\\_BwE](https://www.grandinroad.com/helix-side-table/1097368?SourceCode=ZZ51121&intlShippingCtx=US%7CUSD&SourceCode=ZZ51121&catargetid=120245400000246655&cadevice=c&gclid=EA1a1QobChMIImOG0_di43QIVC1qGCh2ShQPxEAQYDyABEg_lap_D_BwE) Date Unknown.\*

Triangular Side Table <http://fotsos.com/blog/inspiring-v-shaped-contemporary-residence/> Date Unknown.\*

\* cited by examiner

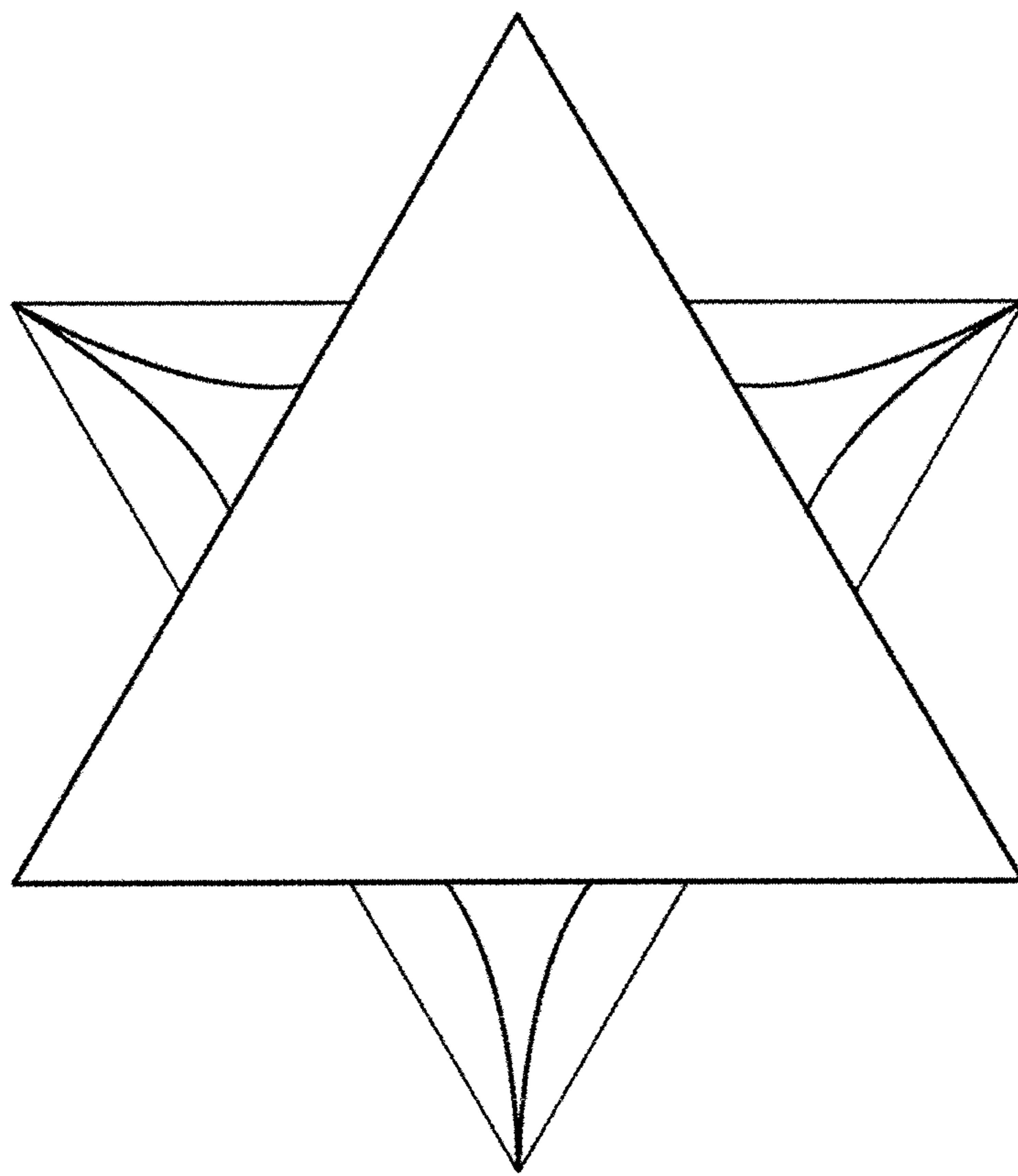


FIG. 1

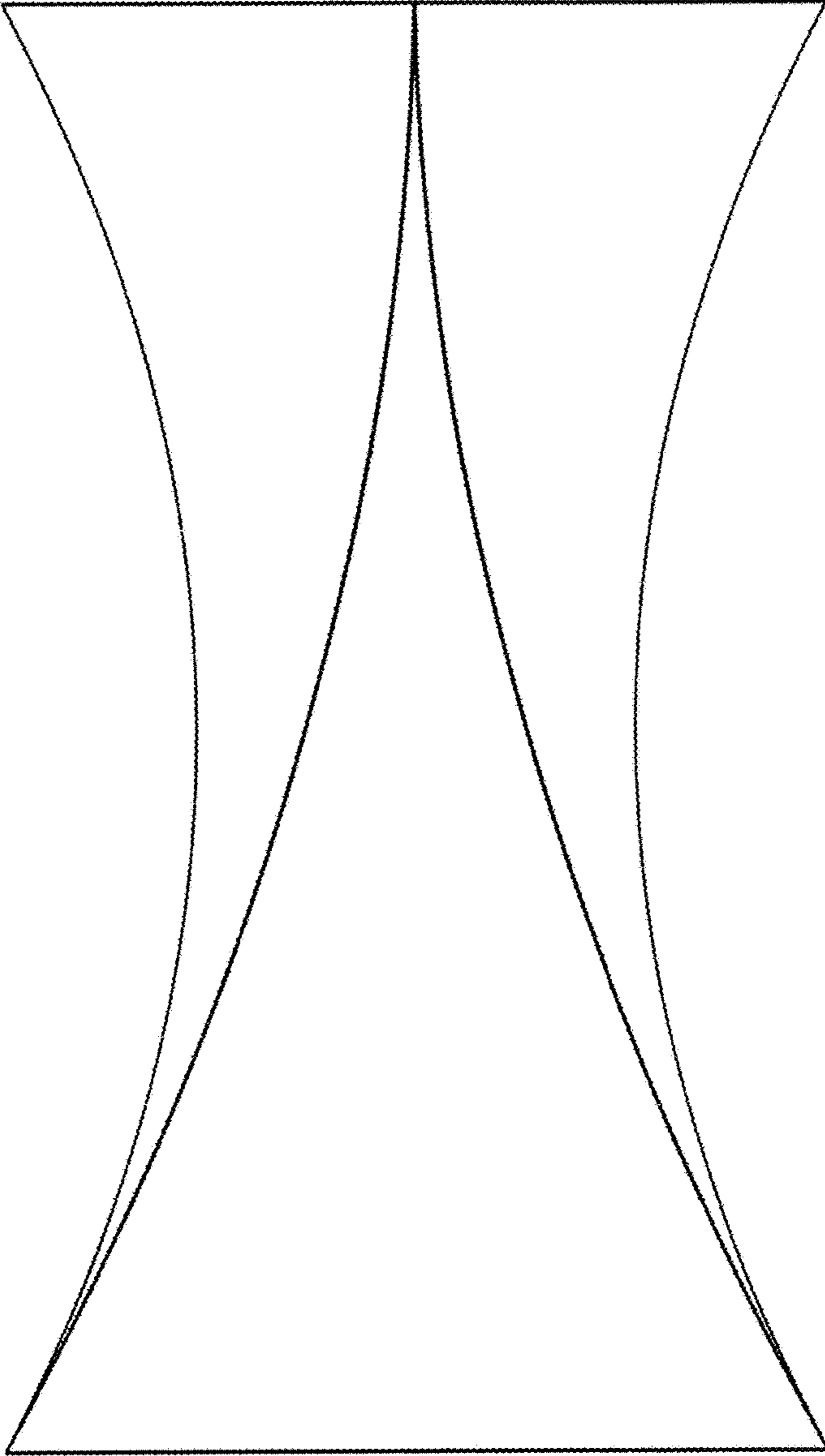


FIG. 2

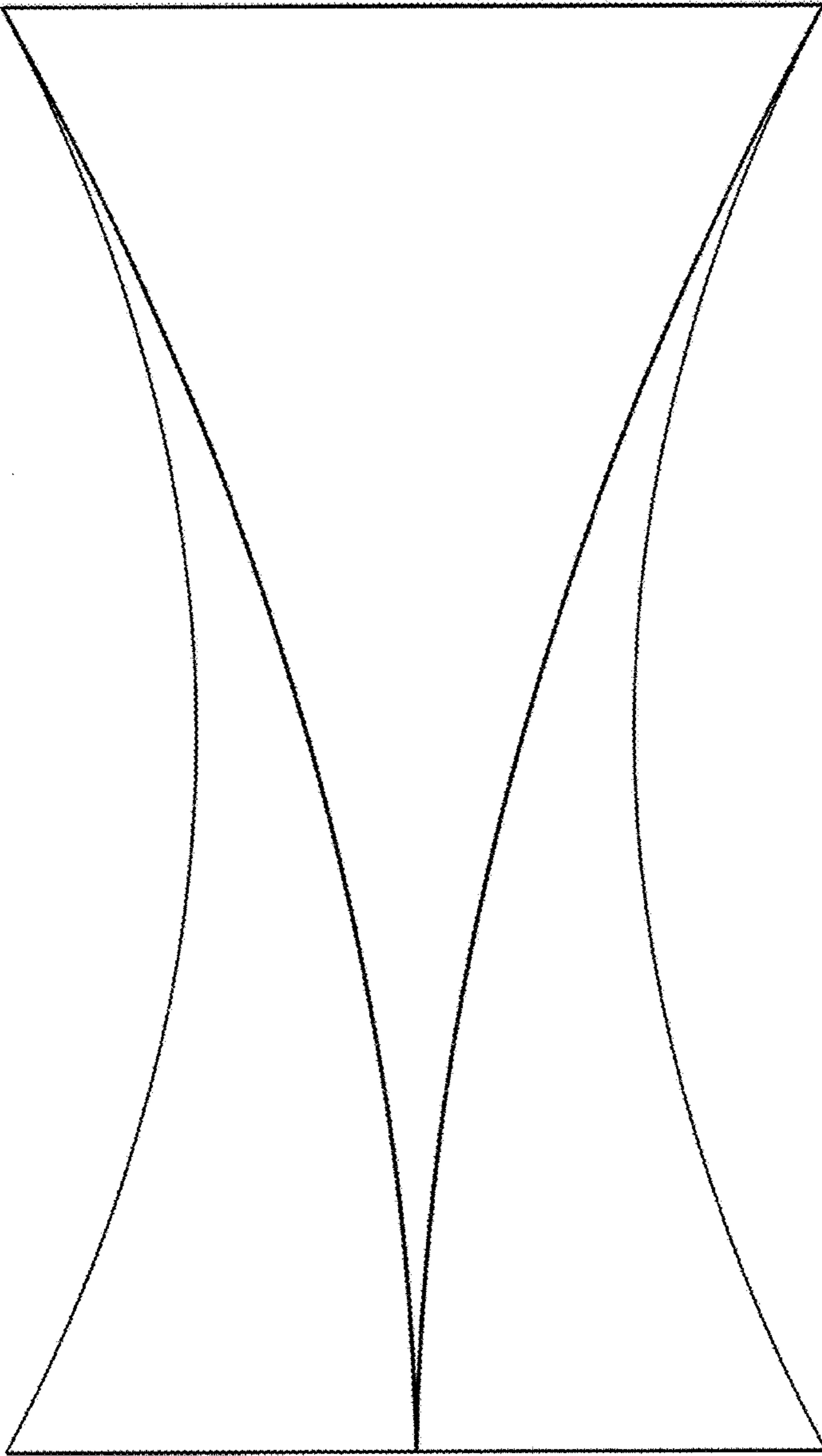


FIG. 3

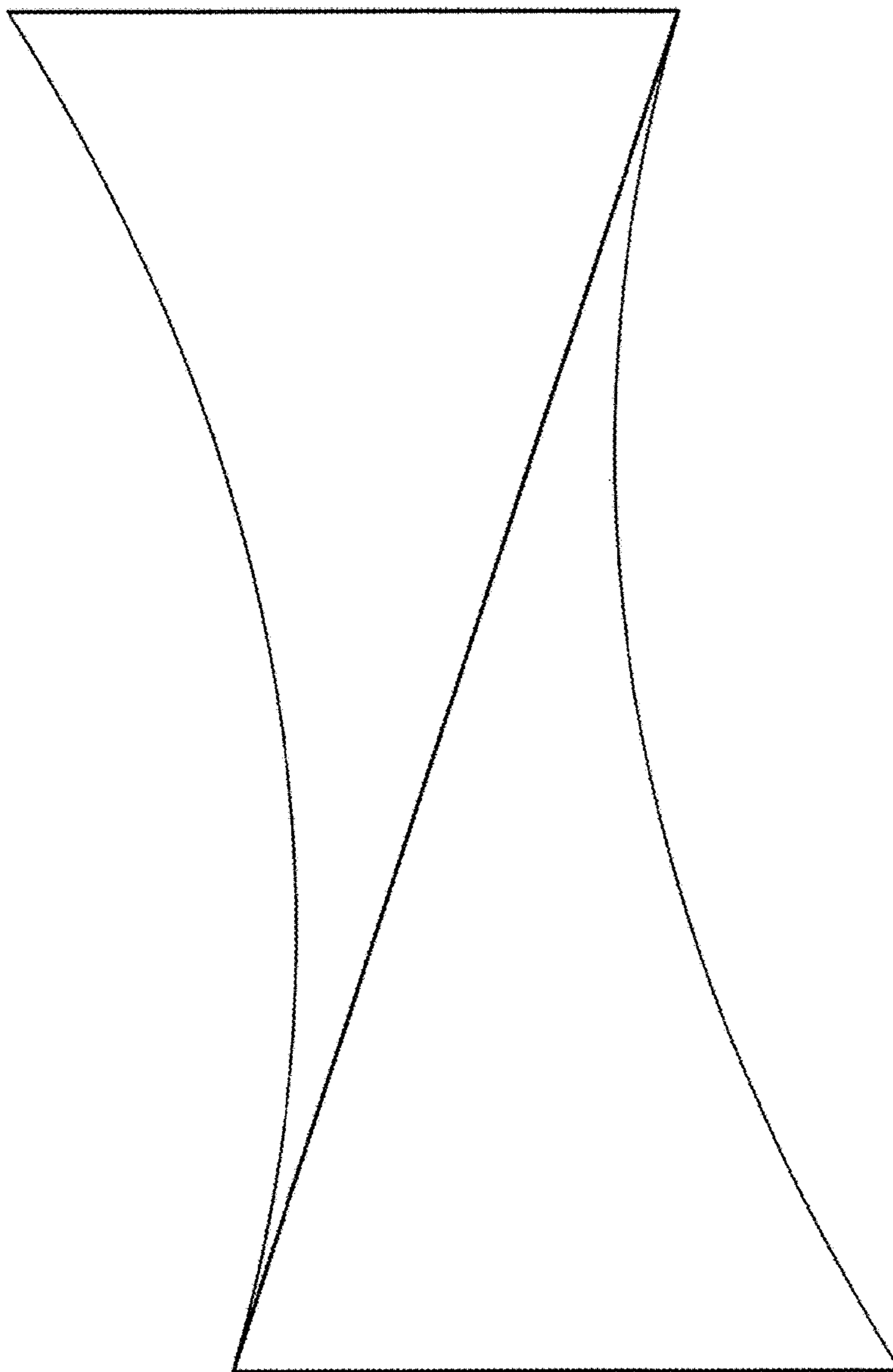


FIG. 4

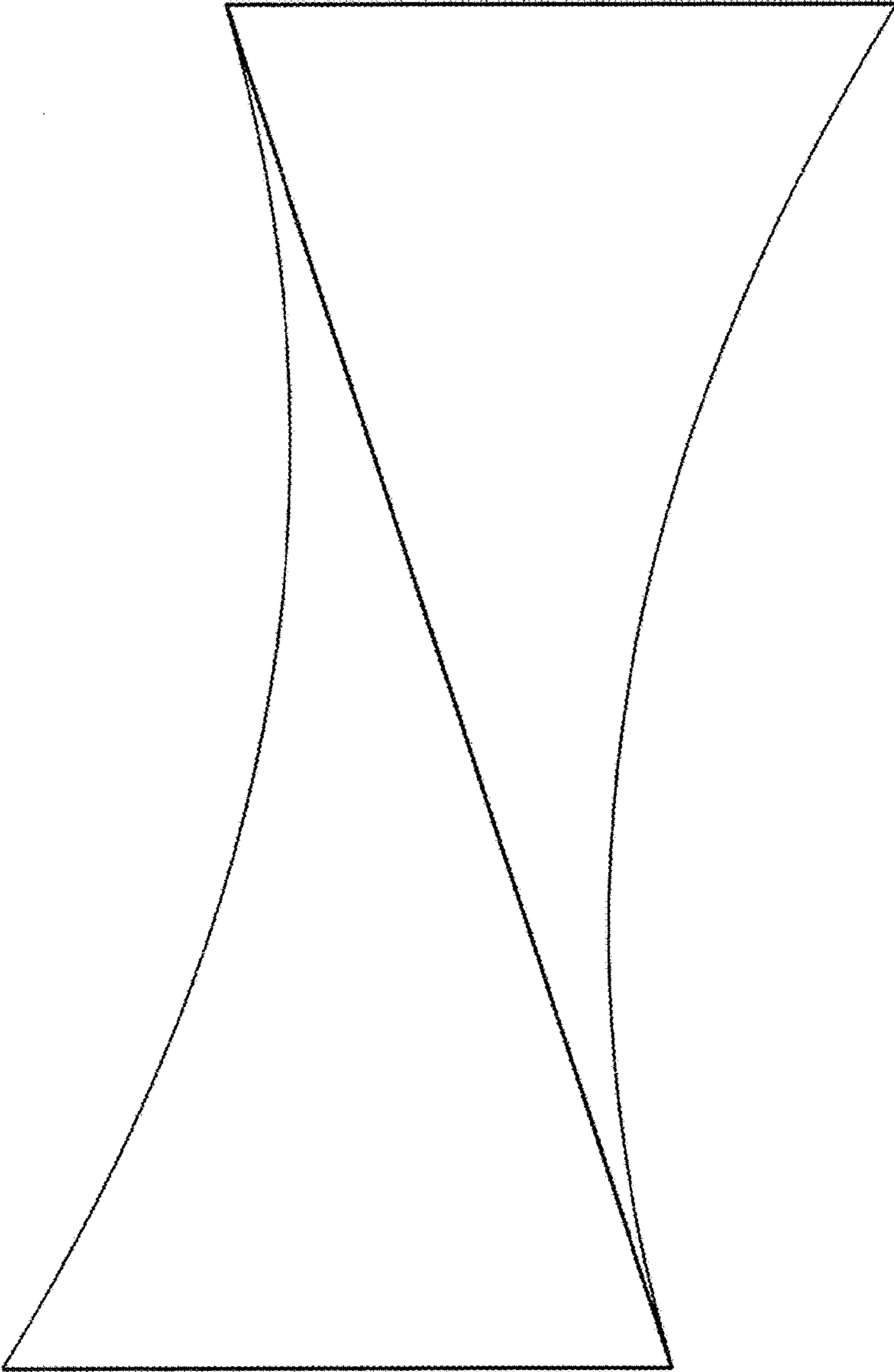


FIG. 5

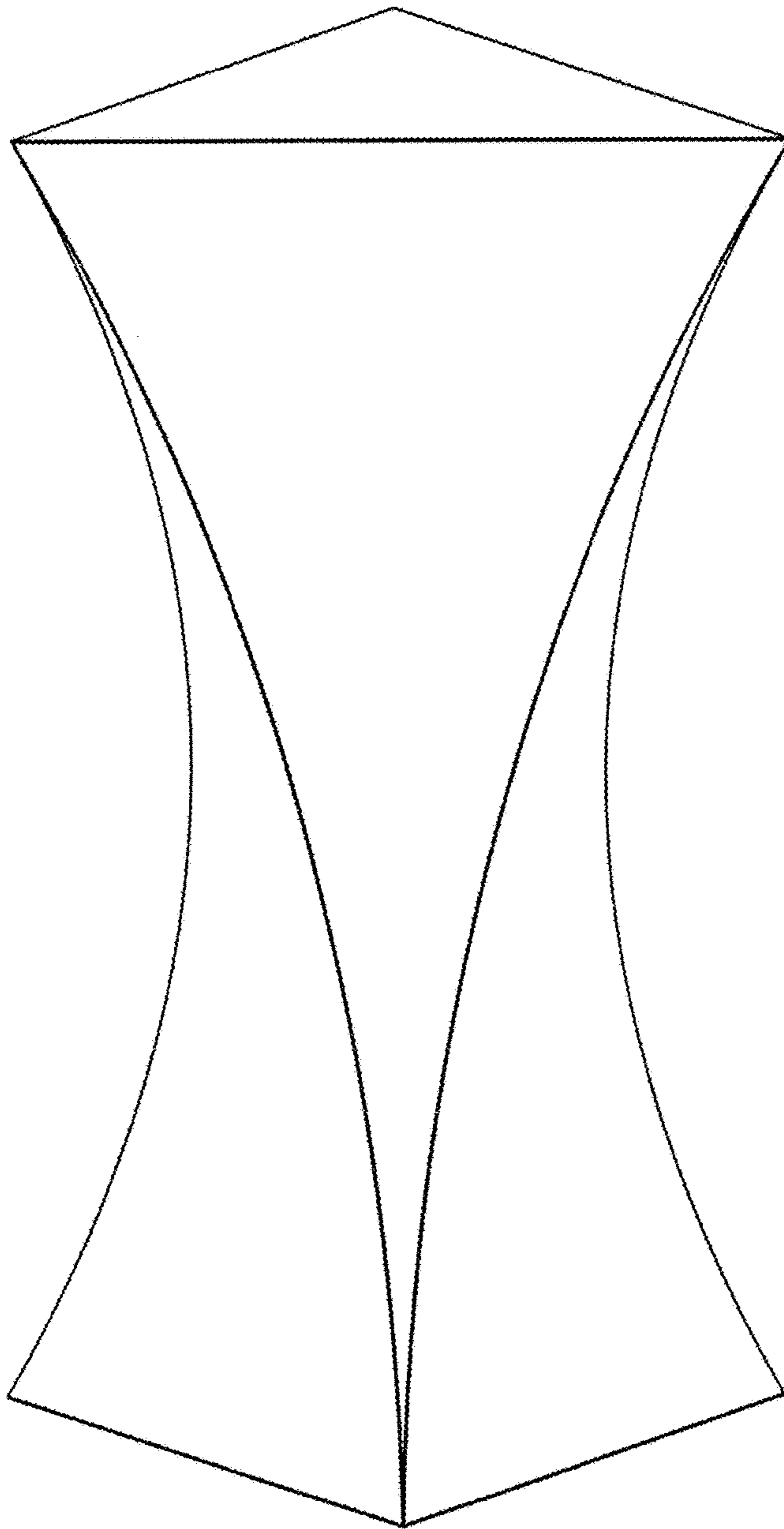


FIG. 6



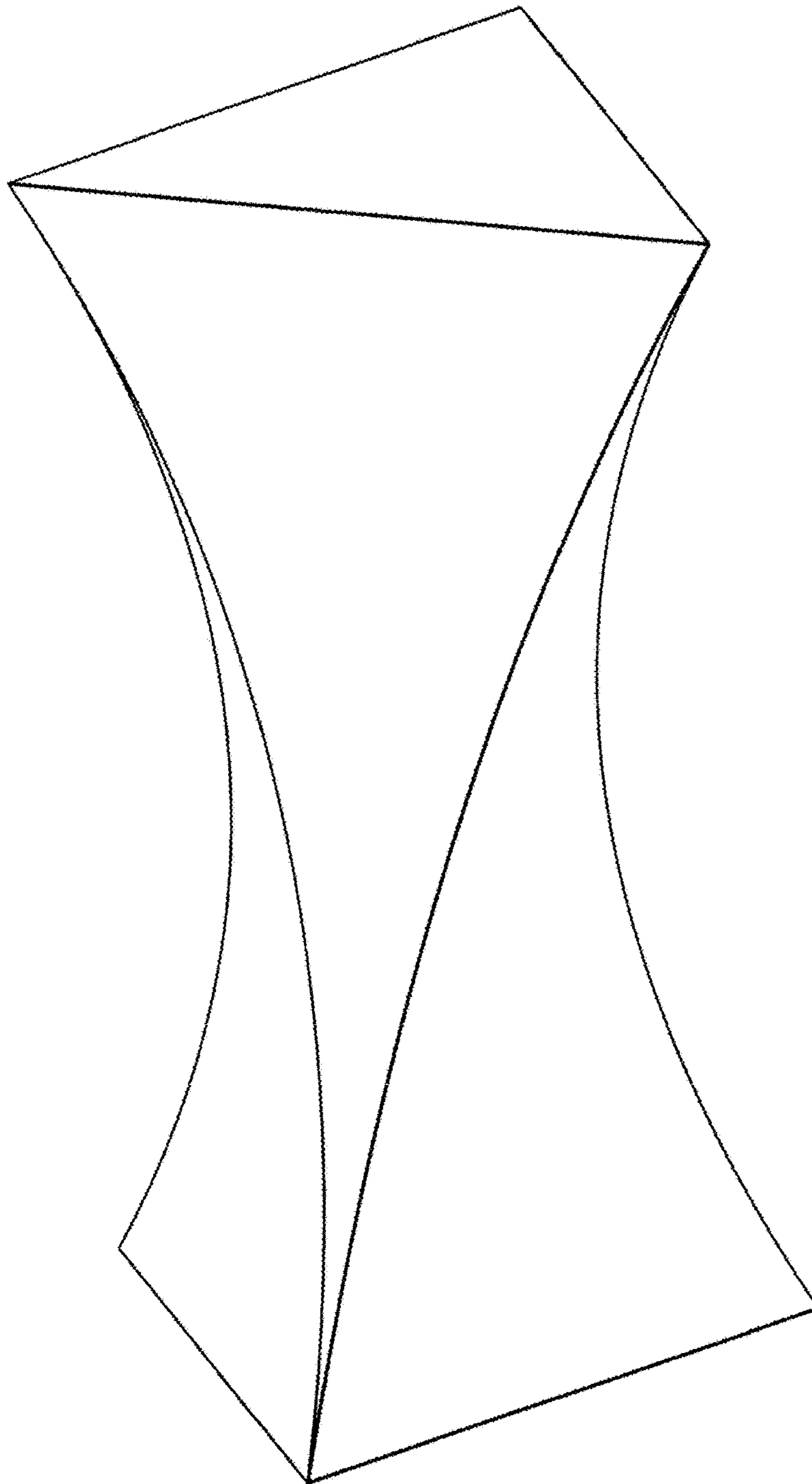


FIG. 7