



US00D837411S

(12) **United States Design Patent** (10) **Patent No.:** **US D837,411 S**
Ishibashi et al. (45) **Date of Patent:** **** Jan. 1, 2019**

(54) **VACUUM-INSULATED GLASS PLATE**

(57) **CLAIM**

(71) Applicant: **Panasonic Intellectual Property Management Co., Ltd.**, Osaka-shi, Osaka (JP)

We claim the ornamental design for a vacuum-insulated glass plate, as shown and described.

(72) Inventors: **Tasuku Ishibashi**, Osaka (JP); **Eiichi Uriu**, Osaka (JP); **Kazuya Hasegawa**, Osaka (JP); **Masataka Nonaka**, Osaka (JP); **Hiroyuki Abe**, Osaka (JP)

DESCRIPTION

(73) Assignee: **PANASONIC INTELLECTUAL PROPERTY MANAGEMENT CO., LTD.**, Osaka (JP)

FIG. 1 is a front view of a vacuum-insulated glass plate according to the first embodiment of the present invention; FIG. 2 is a left side view thereof; FIG. 3 is a right side view thereof; FIG. 4 is a top view thereof; FIG. 5 is a bottom view thereof; FIG. 6 is an enlarged view of the section taken along line 6-6 in FIG. 1;

(**) Term: **15 Years**

FIG. 7 is a cross-sectional view taken long line 7-7 in FIG. 6;

(21) Appl. No.: **29/606,863**

FIG. 8 is a cross-sectional view taken along line 8-8 in FIG. 6;

(22) Filed: **Jun. 8, 2017**

FIG. 9 is a front view of a vacuum-insulated glass plate according to the second embodiment of the present invention;

(30) **Foreign Application Priority Data**

Dec. 9, 2016	(JP)	2016-026697
Dec. 9, 2016	(JP)	2016-026699
Dec. 9, 2016	(JP)	2016-026700

FIG. 10 is a left side view thereof;

(51) **LOC (11) Cl.** **25-01**

FIG. 11 is a right side view thereof;

(52) **U.S. Cl.**
USPC **D25/103**

FIG. 12 is a top view thereof;

(58) **Field of Classification Search**
USPC 428/34; D25/48.7, 48.1, 103
(Continued)

FIG. 13 is a bottom view thereof;

(56) **References Cited**

U.S. PATENT DOCUMENTS

3,960,534	A *	6/1976	Oates	G02F 1/1339 65/43
4,683,154	A *	7/1987	Benson	C03B 23/245 428/34

FIG. 14 is an enlarged view of the section taken along line 14-14 in FIG. 9;

(Continued)

FIG. 15 is a cross-sectional view taken long line 15-15 in FIG. 14;

Primary Examiner — Cynthia R Underwood

FIG. 16 is a cross-sectional view taken along line 16-16 in FIG. 14;

(74) *Attorney, Agent, or Firm* — Brinks Gilson & Lione

FIG. 17 is a front view of a vacuum-insulated glass plate according to the third embodiment of the present invention;

FIG. 18 is a left side view thereof;

FIG. 19 is a right side view thereof;

FIG. 20 is a top view thereof;

FIG. 21 is a bottom view thereof;

FIG. 22 is an enlarged view of the section taken along line 22-22 in FIG. 17;

FIG. 23 is a cross-sectional view taken long line 23-23 in FIG. 22; and,

(Continued)




FIG. 24 is a cross-sectional view taken along line 24-24 in FIG. 22.

The broken lines depict portions of the vacuum-insulated glass plate in which the design is embodied that form no part of the claimed design. Additionally, the dot-dash lines denote the boundary of the claim and form no part of the claimed design.

1 Claim, 15 Drawing Sheets

(58) Field of Classification Search

CPC ... C03C 27/10; E06B 3/6612; E06B 3/66304; E06B 3/6715; E06B 3/67334; E06B 3/6775

See application file for complete search history.

(56) References Cited

U.S. PATENT DOCUMENTS

4,971,130 A * 11/1990 Bentley E06B 3/285
160/127
5,270,091 A * 12/1993 Krysiak C08L 23/22
428/162
5,286,537 A * 2/1994 Oita E06B 3/66
428/192
5,436,040 A * 7/1995 Lafond E06B 3/66328
428/192
D394,116 S * 5/1998 Plummer D25/48.7

5,851,609 A * 12/1998 Baratuci B29C 47/0019
428/34
D404,144 S * 1/1999 Fisher D25/103
D404,145 S * 1/1999 Fisher D25/103
6,329,030 B1 * 12/2001 Lafond E06B 3/66328
156/107
6,436,493 B1 * 8/2002 Asano E06B 3/6612
428/34
6,581,341 B1 * 6/2003 Baratuci E06B 3/66309
428/34
7,107,729 B2 * 9/2006 Baratuci E06B 3/66314
52/204.593
D542,935 S * 5/2007 Tedford D25/48.7
7,244,479 B2 * 7/2007 Auerbach B32B 17/10302
428/34
7,493,739 B2 * 2/2009 Baratuci E06B 3/66309
52/172
8,151,542 B2 * 4/2012 Trpkovski E06B 3/66309
52/786.13
8,329,303 B2 * 12/2012 Banks C03B 19/06
313/512
D695,419 S * 12/2013 Groening D25/103
8,595,994 B1 * 12/2013 Grommesh E06B 3/66304
52/171.3
9,645,120 B2 * 5/2017 Nash E06B 5/205
9,688,575 B2 * 6/2017 Dai E06B 3/6612
D816,815 S * 5/2018 Lieb D23/305
9,988,302 B2 * 6/2018 Hogan C03C 8/24
D824,355 S * 7/2018 Kim D14/126
10,012,019 B2 * 7/2018 Veerasamy E06B 3/66357
10,024,098 B2 * 7/2018 Abe C03C 27/06
D826,326 S * 8/2018 Sellon D19/113

* cited by examiner

FIG. 1




FIG. 2

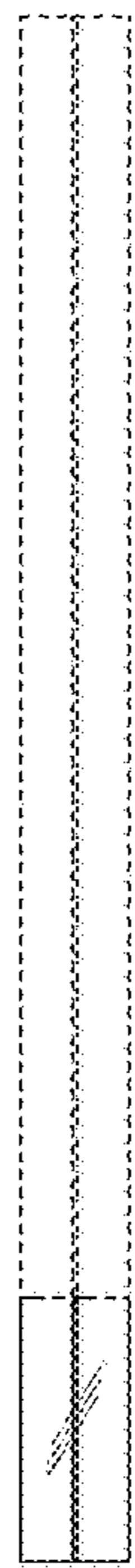


FIG. 3




FIG. 4

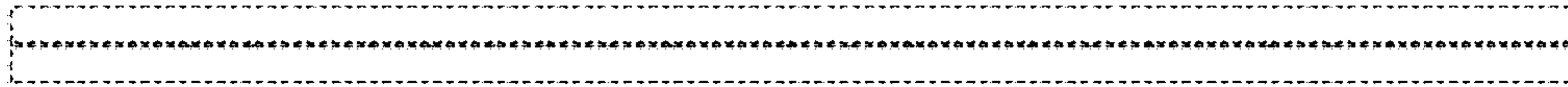


FIG. 5




FIG. 6

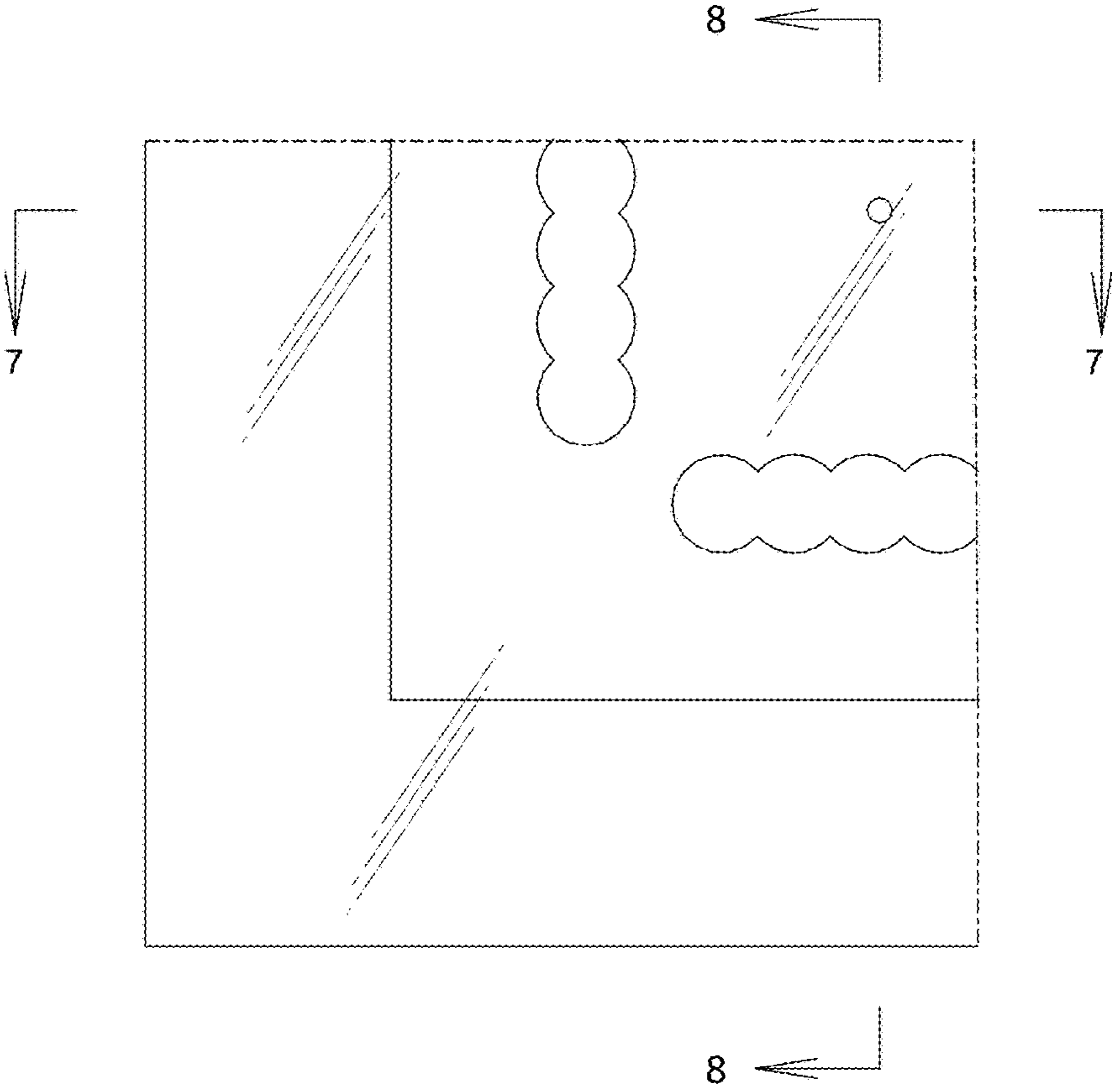


FIG. 7

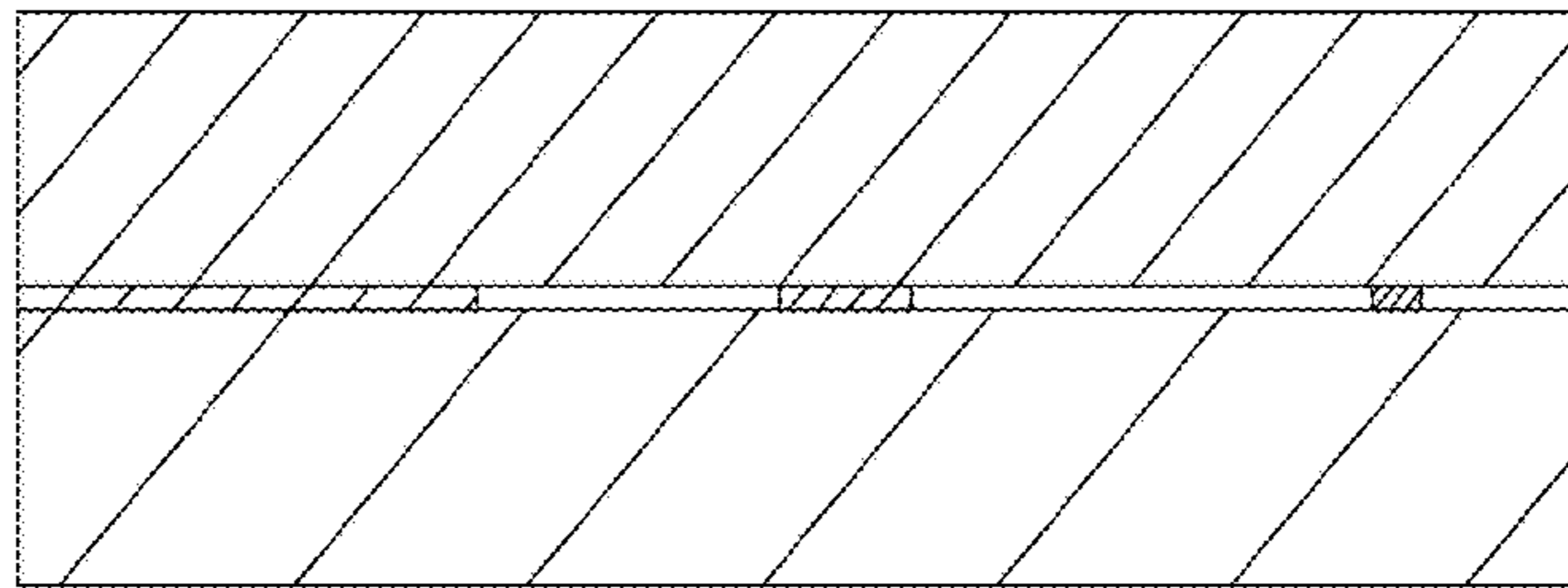


FIG. 8

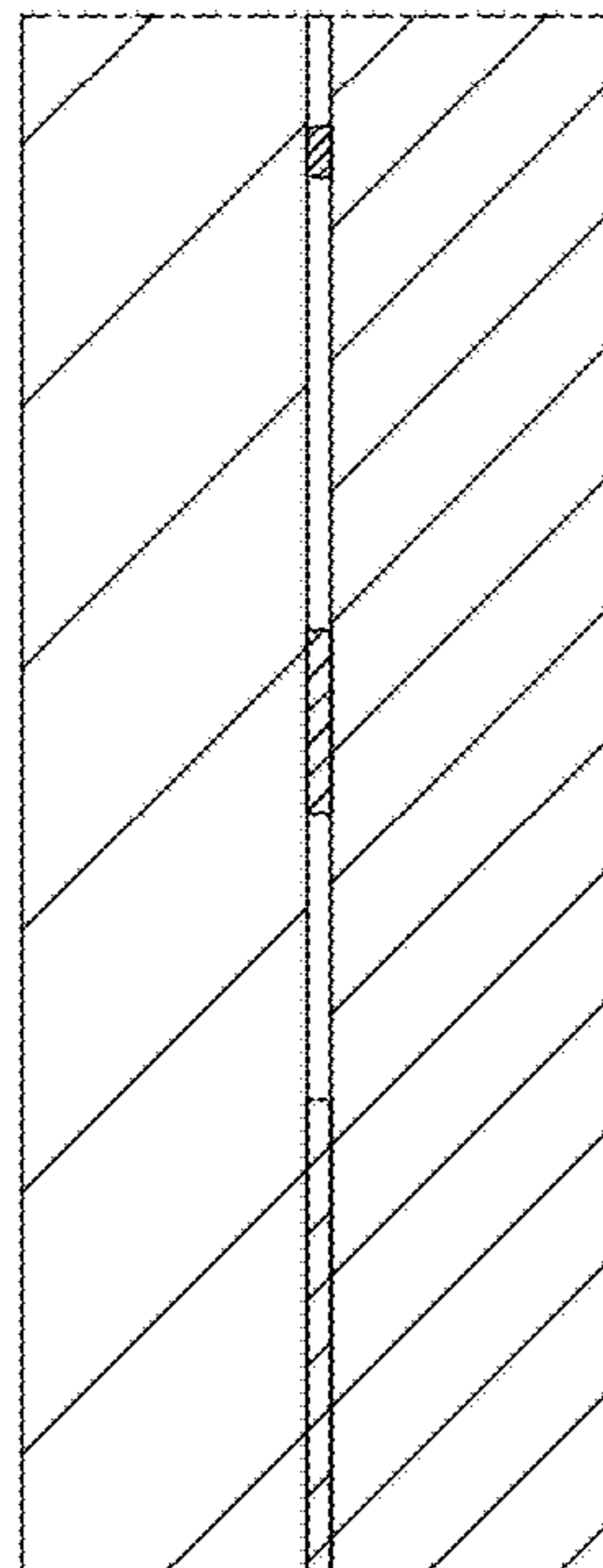


FIG. 9

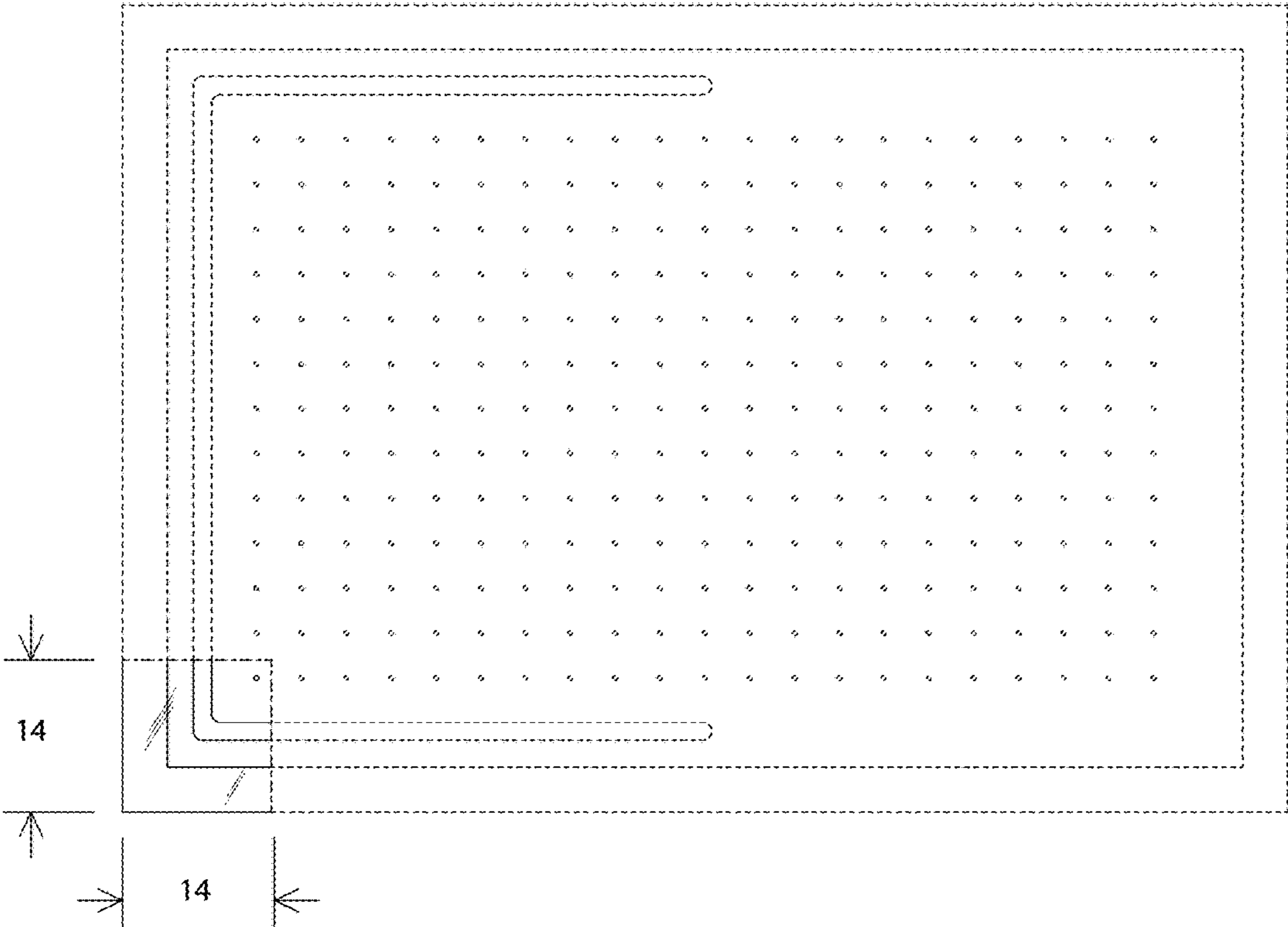


FIG. 10

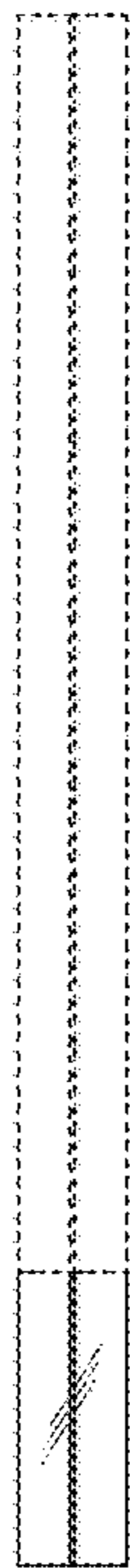


FIG. 11

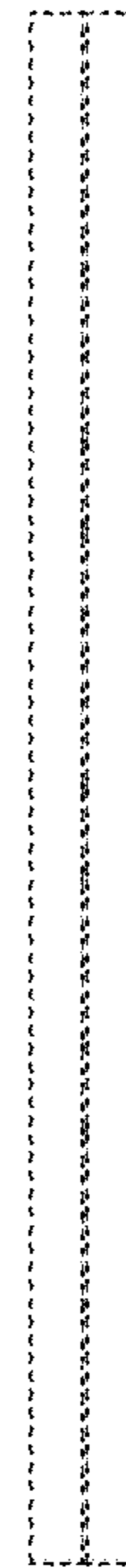


FIG. 12




FIG. 13




FIG. 14

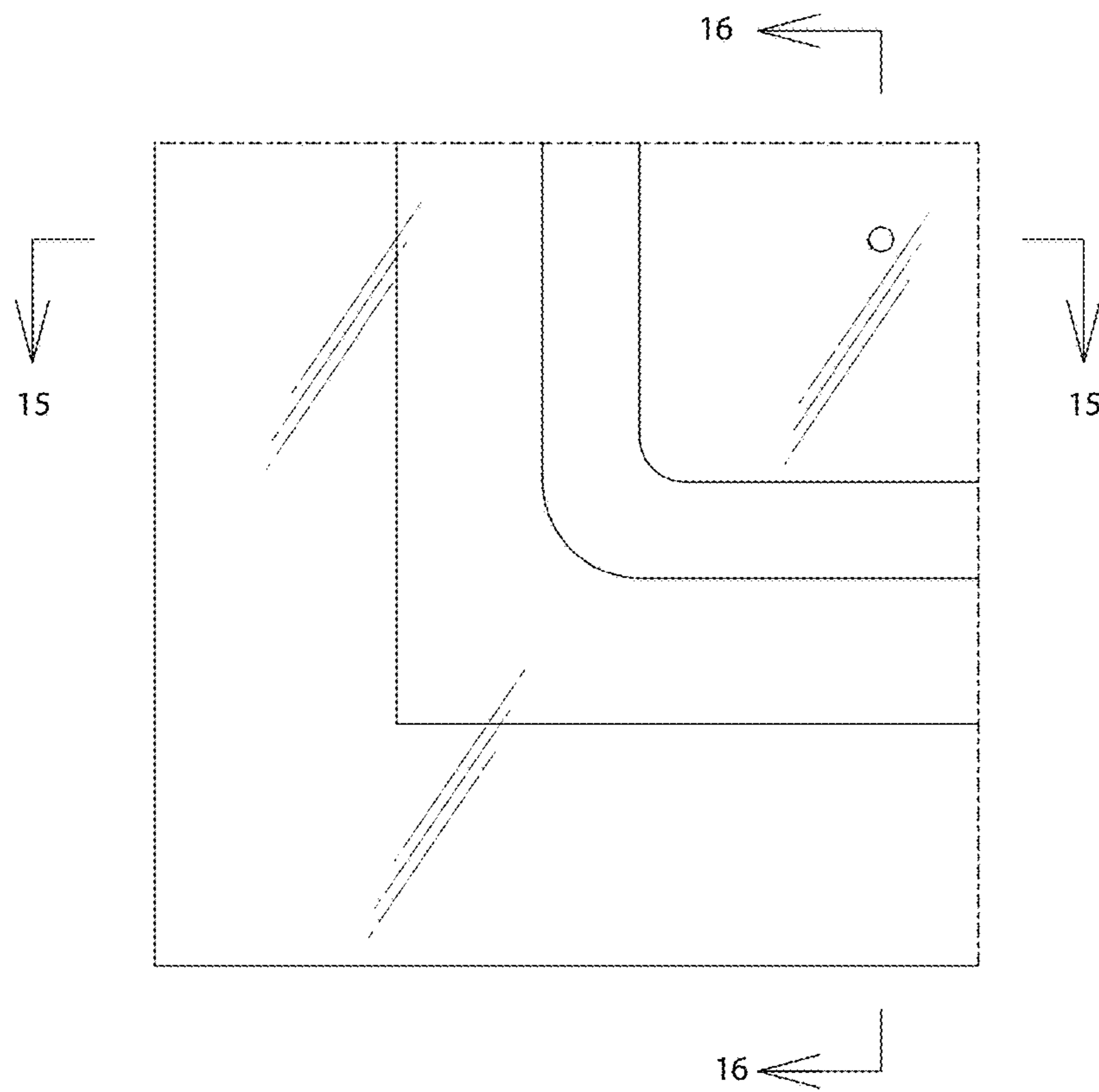


FIG. 15

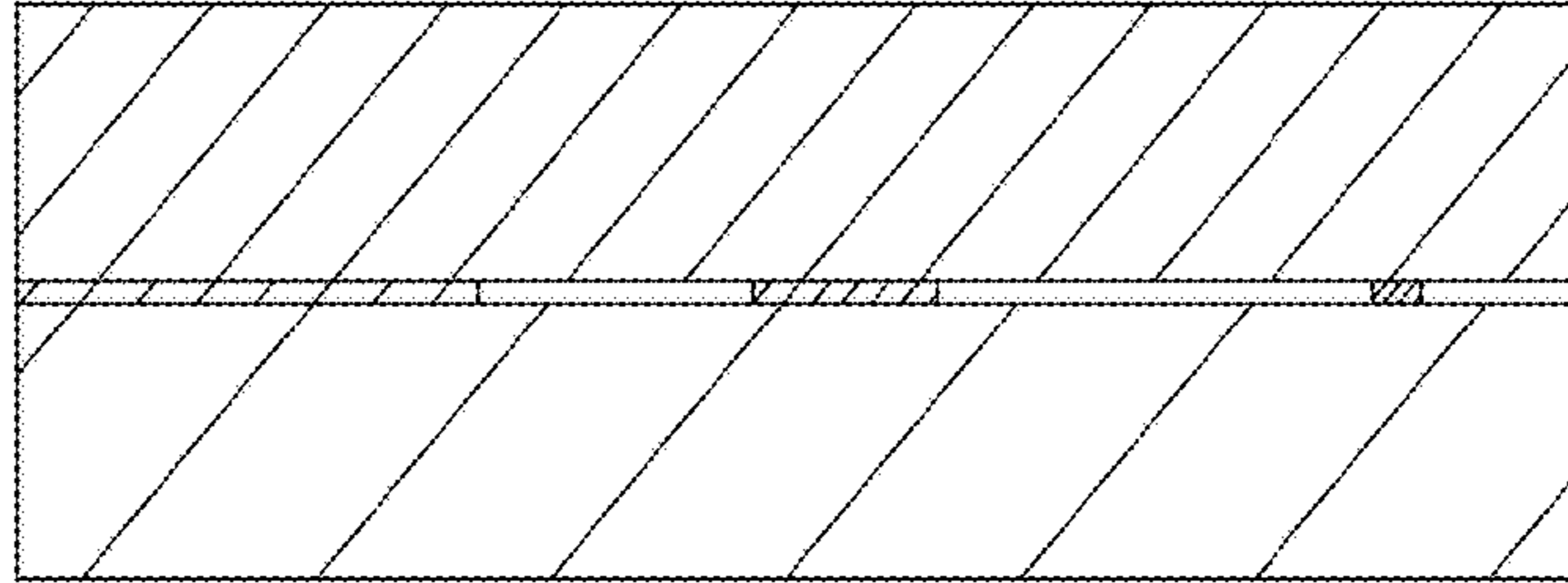


FIG. 16

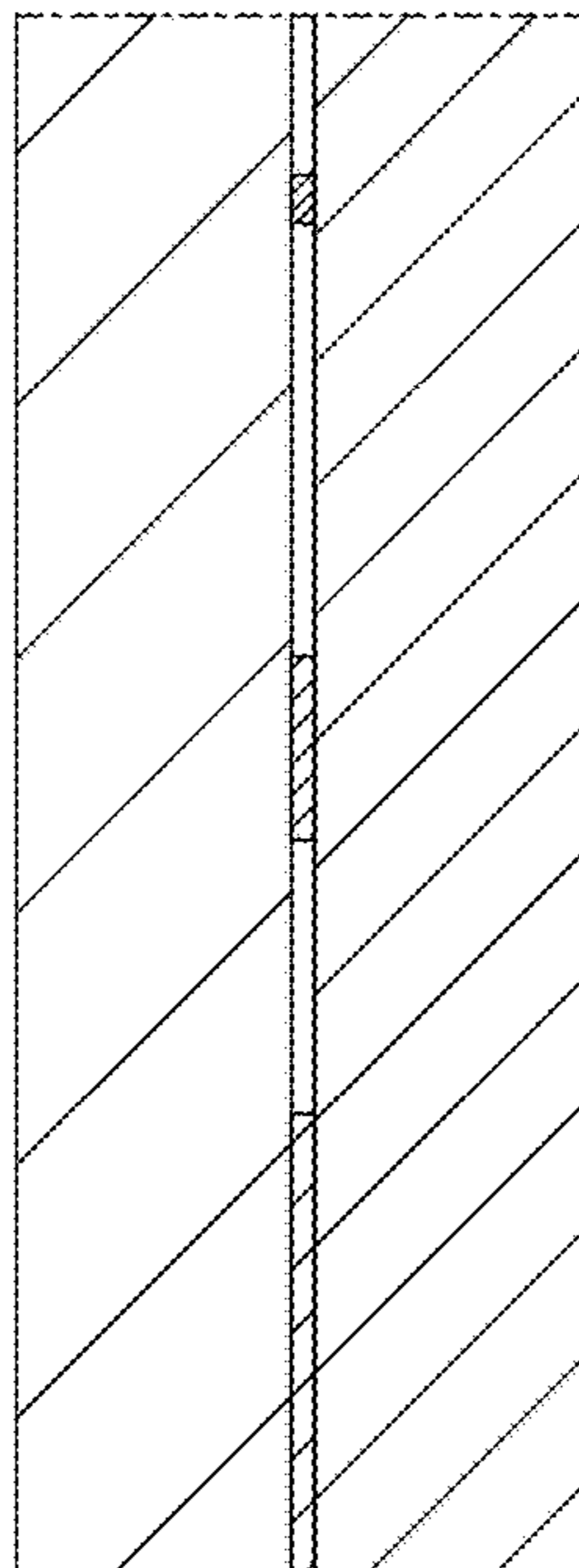


FIG. 17

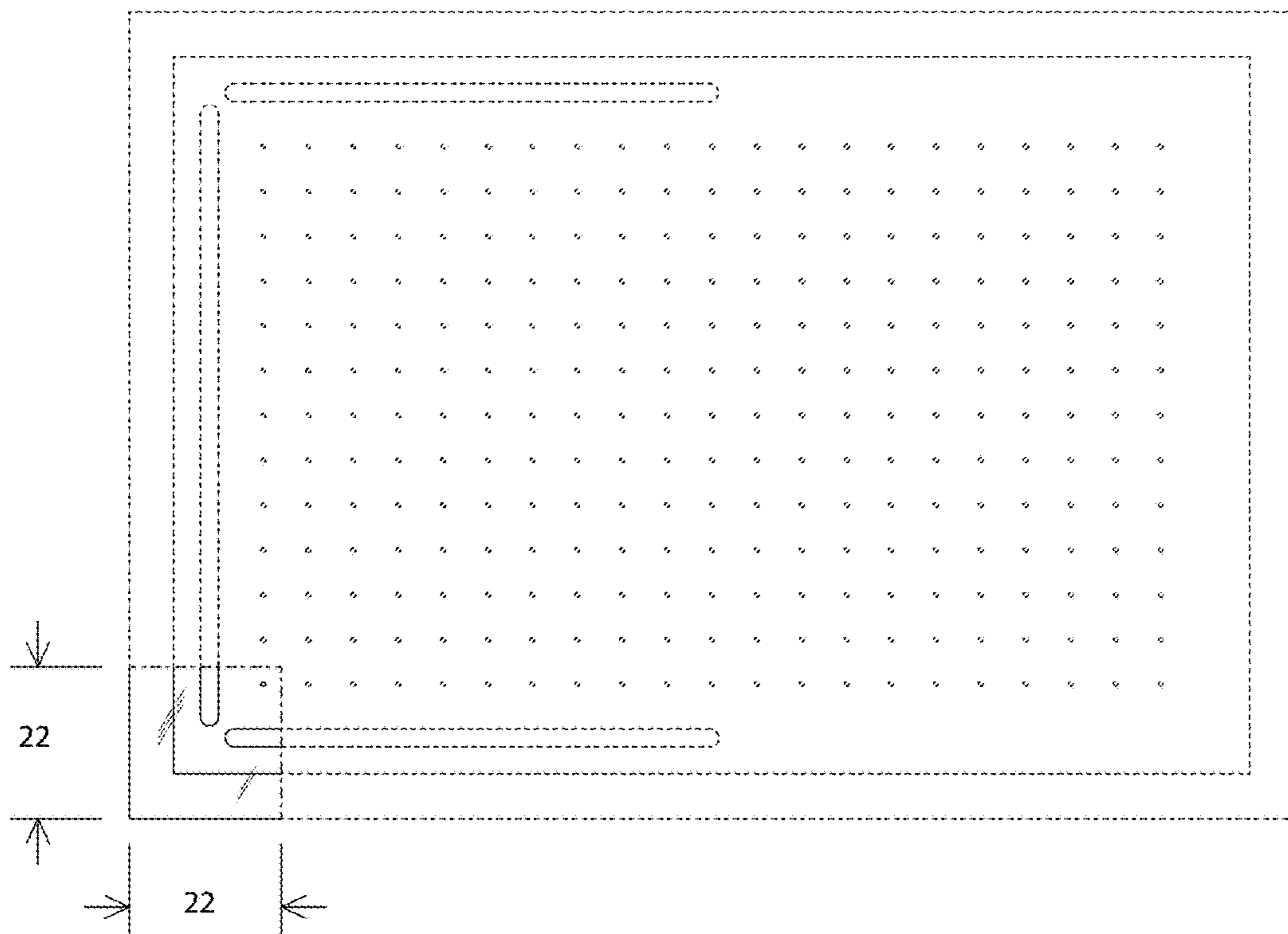


FIG. 18

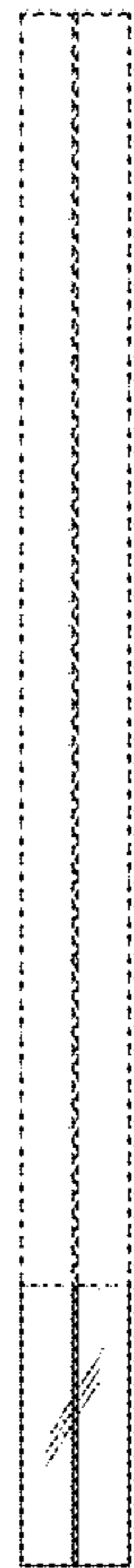


FIG. 19

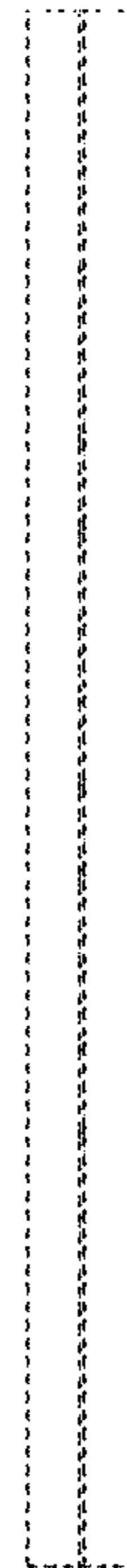


FIG. 20




FIG. 21




FIG. 22

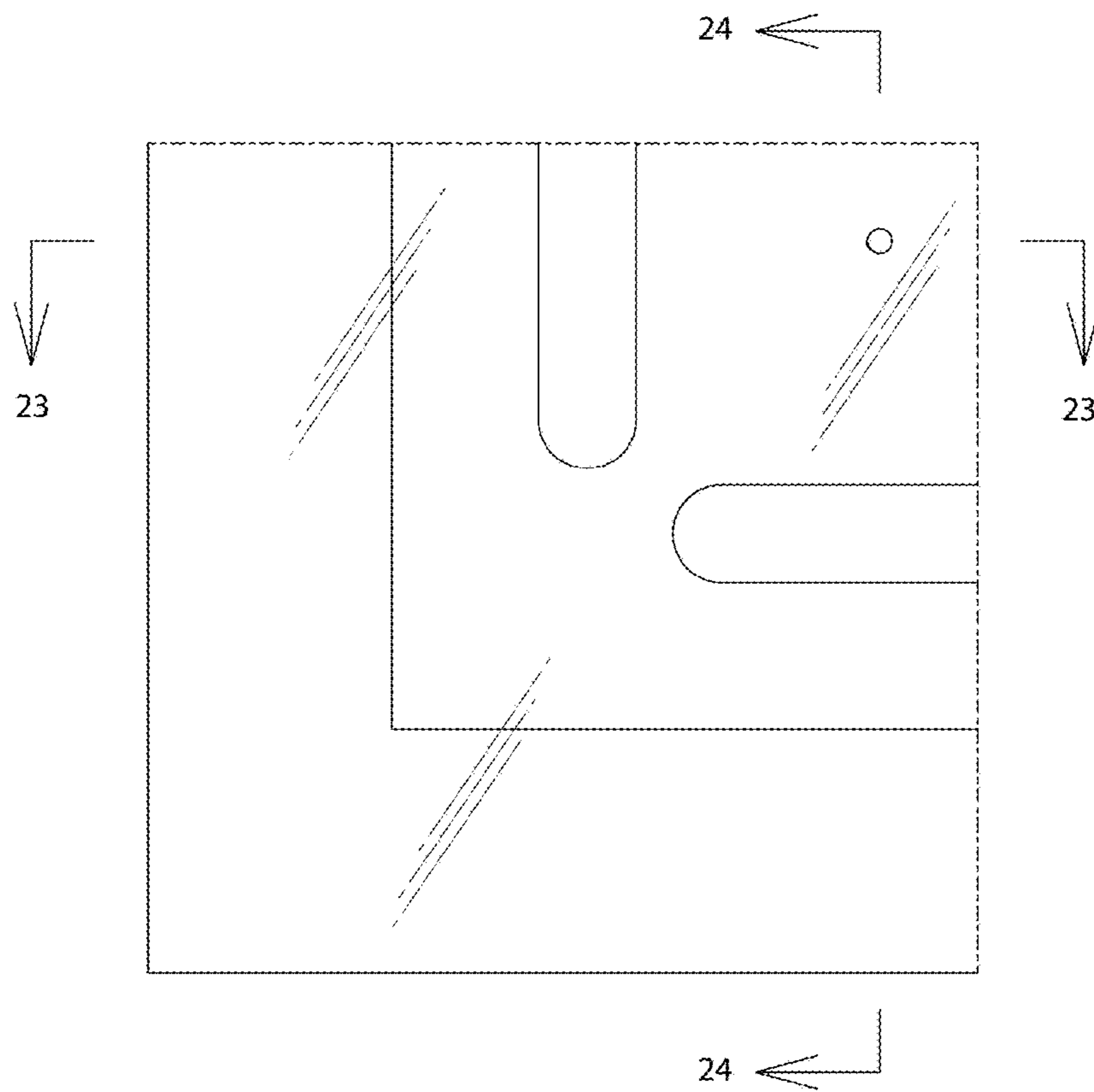


FIG. 23

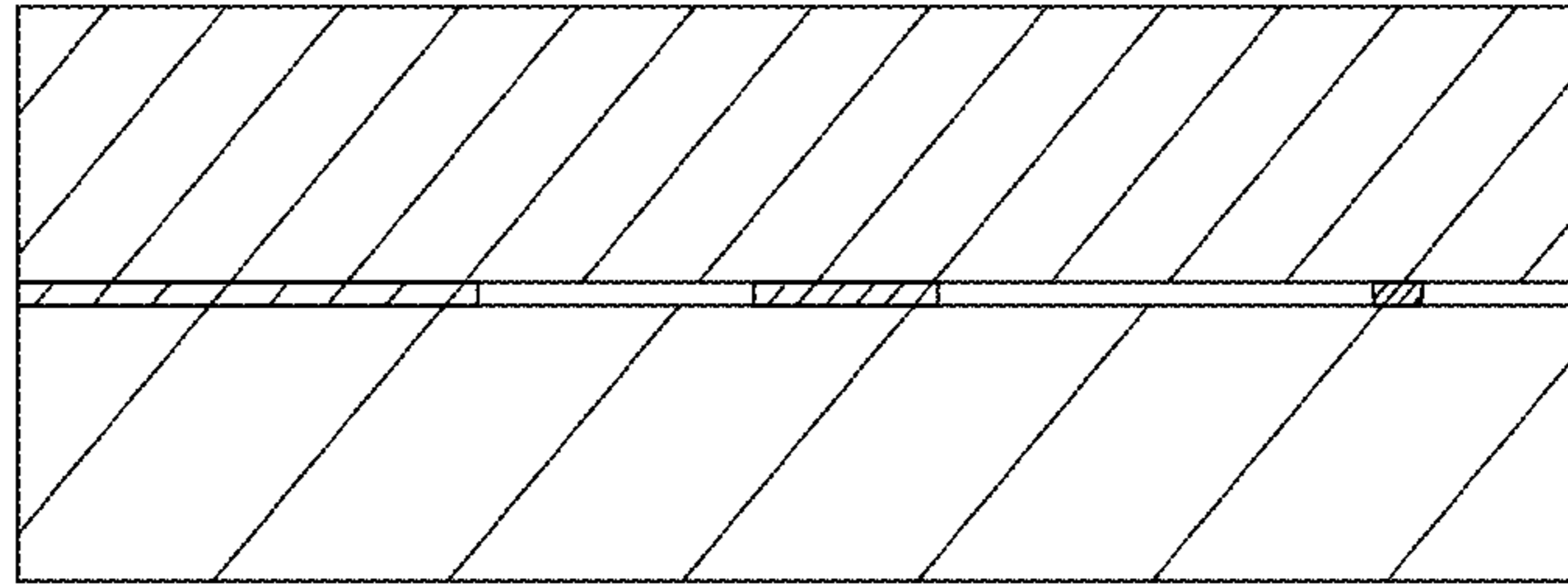


FIG. 24

