

US00D837386S

(12) **United States Design Patent**
Barber et al.

(10) **Patent No.:** **US D837,386 S**
(45) **Date of Patent:** **** Jan. 1, 2019**

- (54) **HEAD POSITIONER**
- (71) Applicant: **Ansell Limited**, Richmond, Victoria (AU)
- (72) Inventors: **Jennifer Barber**, Simi Valley, CA (US); **Adam Weintraub**, Calabasas, CA (US); **Noel Muldowney**, County Kildare (IE); **Michael Lawler**, County Kildare (IE)
- (73) Assignee: **Ansell Limited**, Victoria (AU)
- (**) Term: **15 Years**
- (21) Appl. No.: **29/597,886**
- (22) Filed: **Mar. 21, 2017**
- (51) **LOC (11) Cl.** **24-02**
- (52) **U.S. Cl.**
USPC **D24/184**; D6/601
- (58) **Field of Classification Search**
USPC D24/183–184, 188, 190–191, 200, 211, D24/215; D6/601, 596, 604; 5/600–624, 5/630–651, 653, 657; 128/845, 870; 297/352–353, 391, 397, 411.2, 411.24, 297/423.1, 452.1, 452.29; 602/4, 6, 13, 602/17–20, 23, 32; 606/240; 248/118; 600/415
CPC ... A47B 21/0314; A47B 21/0371; A47C 1/03; A47C 1/143; A47C 16/00; A47C 16/02; A47C 20/021; A47C 20/026; A47C 20/027; A47C 20/23; A47C 20/25; A47C 20/26; A47C 20/27; A47C 27/00; A47C 27/001; A47C 27/081; A47C 27/086; A47C 27/144; A47C 27/146; A47C 7/021; A47C 7/022; A47C 7/38; A47C 7/383; A47C 7/386; A47C 7/425; A47C 7/46; A47C 7/54; A47C 7/543; A47C 7/546; A47C 7/68; A47C 7/70; A47D 15/006; A47D 15/008; A47G 9/007; A47G 9/0253; A47G 9/10; A47G 9/1009; A47G 9/1027; A47G 9/1036; A47G 9/1045; A47G 9/1054; A47G 9/1072; A47G 9/1081; A47G 9/109; A61B 17/02; A61B 17/320092; A61B 6/0421; A61B

6/501; A61B 90/14; A61F 5/01; A61F 5/0118; A61F 5/012; A61F 5/04; A61F 5/055; A61F 5/0585; A61F 5/30; A61F 5/5605; A61F 5/3707; A61F 5/3738; A61F 5/3746; A61F

(Continued)

(56) **References Cited**

U.S. PATENT DOCUMENTS

3,369,548 A *	2/1968	Moore	A61G 13/121	5/637
4,058,112 A *	11/1977	Johnson	A61B 6/0421	5/637

(Continued)

OTHER PUBLICATIONS

SANDEL® ProForm™ Contoured Supine Head Positioner. [online] Retrieved Aug. 5, 2018 from URL: <<http://www.ansell.com/en-US/Products/Medical-Safety-Devices/Patient-Positioners/sandel-proform-contoured-supine-head-positioner>>.*

(Continued)

Primary Examiner — Vy N Koenig
(74) *Attorney, Agent, or Firm* — Moser Taboada

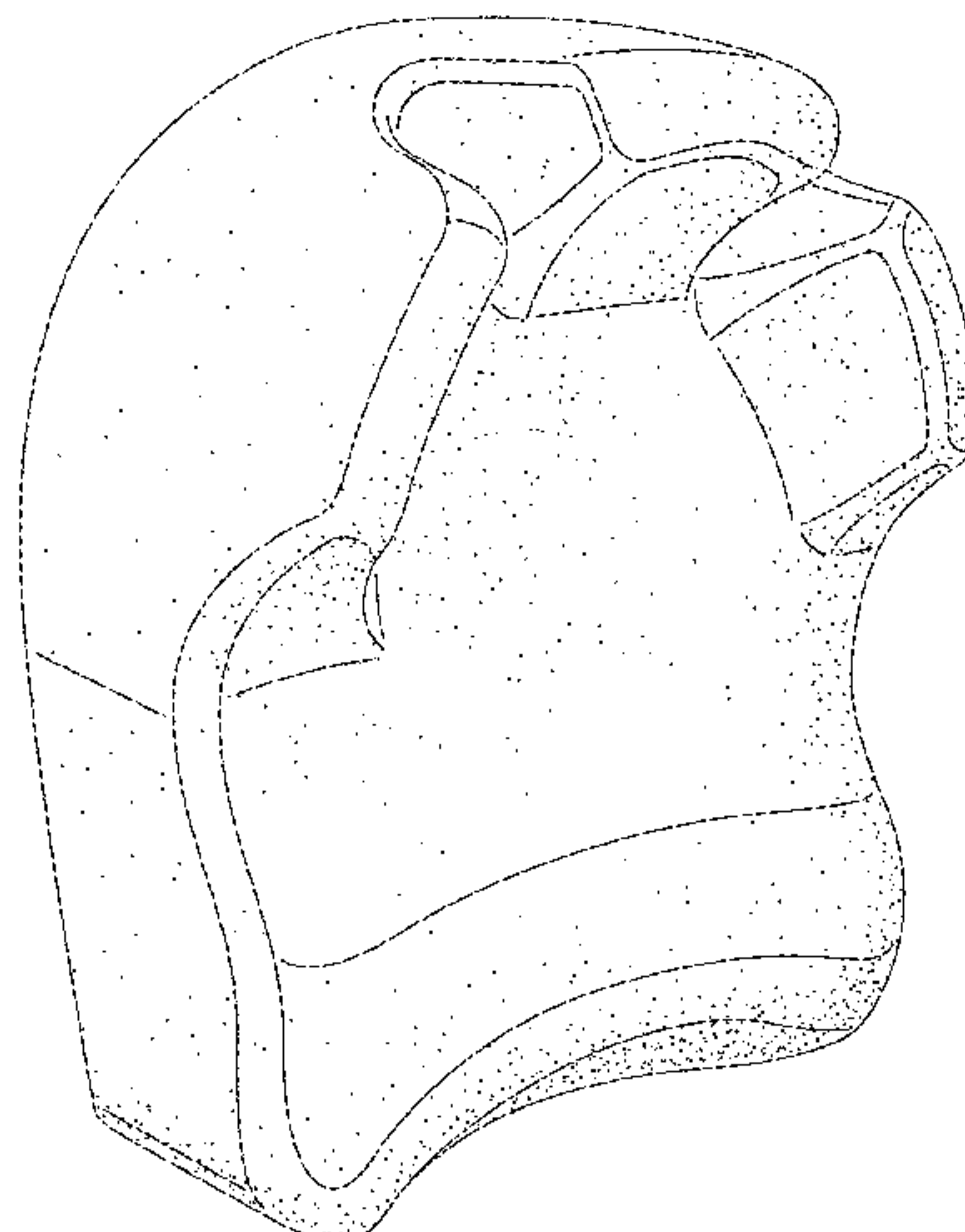
(57) **CLAIM**

The ornamental design for a head positioner, as shown and described.

DESCRIPTION

FIG. 1 is a perspective view of a head positioner showing our new design;
FIG. 2 is a top view thereof;
FIG. 3 is a bottom view thereof;
FIG. 4 is a left view thereof;
FIG. 5 is a right view thereof;
FIG. 6 is a rear view thereof; and,
FIG. 7 is a front view thereof.

1 Claim, 7 Drawing Sheets



(58) **Field of Classification Search**

CPC 5/3753; A61F 5/3761; A61F 5/883; A61F
9/04; A61G 13/12; A61G 13/121; A61G
13/1235; A61G 15/02; A61G 15/125;
A61G 5/12; A61H 1/008; A61H 1/02;
A61H 1/0218; A61H 1/0292; A63B
2023/003; A63B 2023/006; A63B
21/00047

See application file for complete search history.

9,980,573 B2 * 5/2018 Bennetts A47C 20/026
D823,026 S * 7/2018 Shi D6/601
2012/0283550 A1 * 11/2012 Driemel G01R 33/30
600/415
2015/0245967 A1 * 9/2015 Horng A61G 7/072
128/845
2016/0374630 A1 * 12/2016 Smith A61B 6/0407
378/208

OTHER PUBLICATIONS

(56)

References Cited

U.S. PATENT DOCUMENTS

D258,557 S 3/1981 Herr
D267,299 S * 12/1982 Lund, III D6/601
D298,992 S 12/1988 Voss
D337,914 S 8/1993 McDonald
5,537,702 A * 7/1996 Brown-Milants A61B 6/0421
128/845
D373,275 S * 9/1996 Bell D6/601
D404,238 S * 1/1999 Keilhauer D6/601
D552,244 S * 10/2007 Tinsley D24/183
D572,958 S * 7/2008 Keilhauer D6/601
7,555,794 B2 * 7/2009 Zelnik A61B 6/0421
5/601
D601,261 S 9/2009 Levan et al.
D625,420 S 10/2010 Sharps et al.
D642,278 S * 7/2011 Sharps D24/184
8,584,285 B1 * 11/2013 Sipherd A47C 7/383
5/636
D698,448 S * 1/2014 Heck D24/191
D718,074 S * 11/2014 Savolainen D6/601
D731,813 S * 6/2015 Durkin D6/601
D756,687 S * 5/2016 Durkin D6/601
D787,232 S * 5/2017 Kassab Arabo D6/601
D817,032 S * 5/2018 Yang D6/601

“Disposable Laminectomy Arm Cradles Positioning Pads”, SchureMed.
“Laminectomy Ann Cradles”, DeRoyal.
“Covidien Operating Room Positioning Products”, Medtronic.
“Upper Extremity Positioners”, Soule Medical.
“Surgical & Post-Operative”, Span America.
“Standard Laminectomy Arm Cradle (2 Ea./pkg.)”, Xodus Medical.
“Ann Cradle Positioner, Medline NON081344, Arm Positioner”,
Medline.
“Cardinal health allegiance laminectomy arm cradle set—prem, box
of 6—model 50730-460”, Cardinal Health.
“Supine Head Rest GEL/AP112”, Denyers International.
“Prone Head Positioners”, DeRoyal Industries, Inc.
“Canton Touch Foam Frame Head Rest”, Medline Industries, Inc.
“Prone Position Foam Headrest”, Denyers International.
“GentleTouch® Prone Positioning Pillows”. Mizuho OSI.
“Head Positioners”, Medtronic.
“ProneView® Cushion Inserts”, Mizuho OSI.
“Aduit Frame Head Positioner, Foam, 12/Case”, Goal Medical,
LLC.
“Disposa-View Head Positioners by Vital Signs”, Medline Indus-
tries.
“Frame Head Rest”, AliMed.
“InvisiCoat® Occipital Head Support”, AliMed.
“AliLite™ Supine Headrest”, AliMed.

* cited by examiner

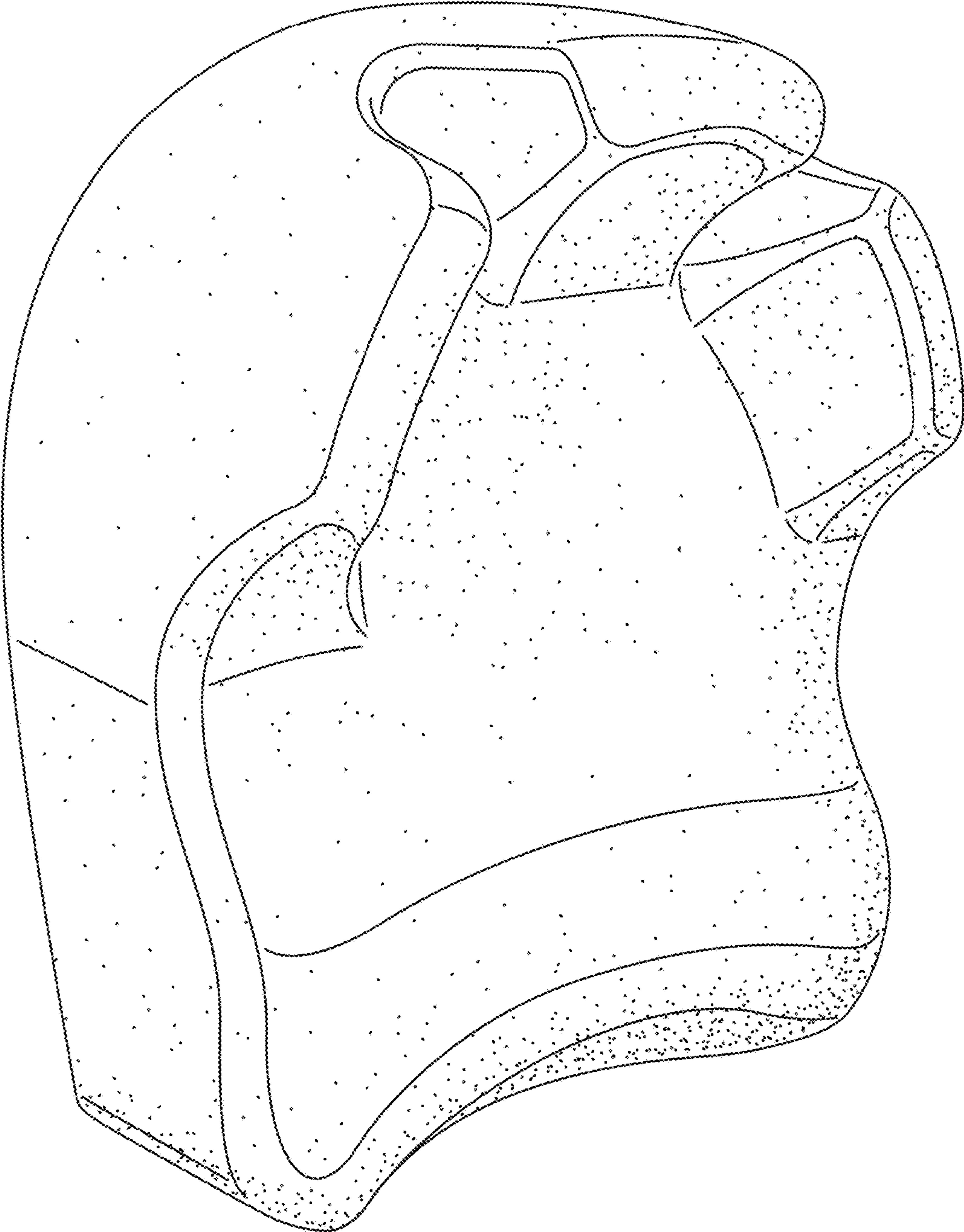


FIG. 1

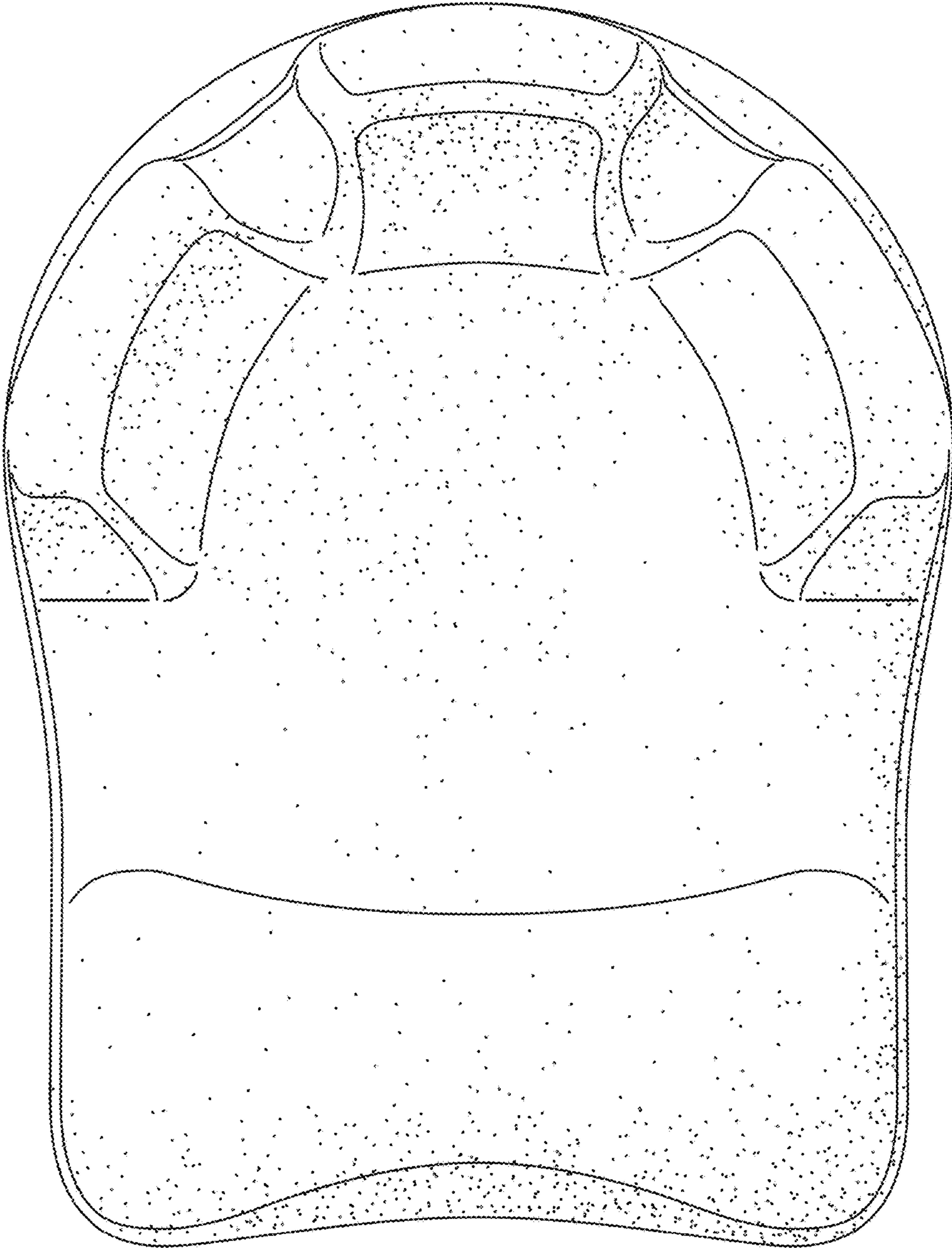


FIG. 2

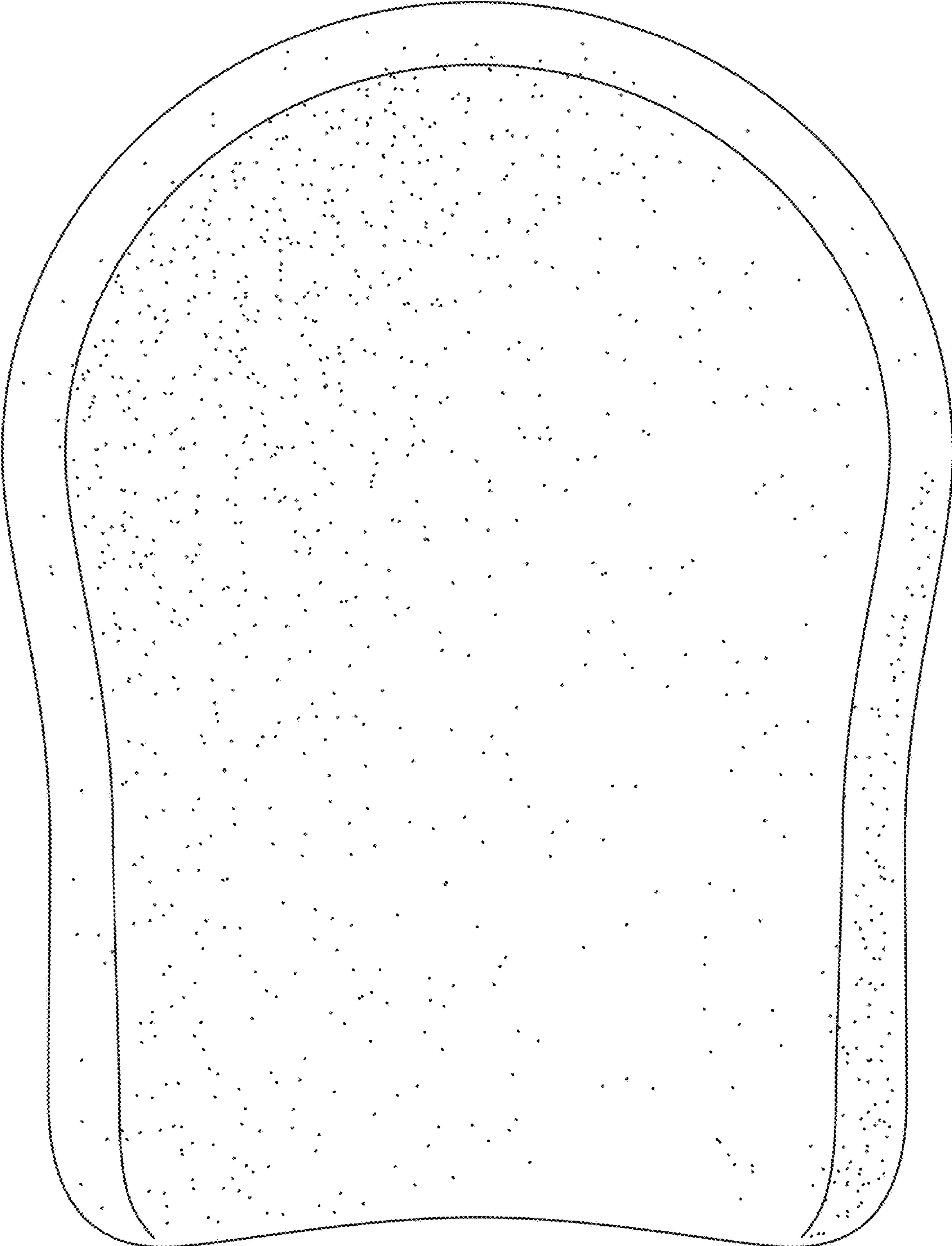


FIG. 3

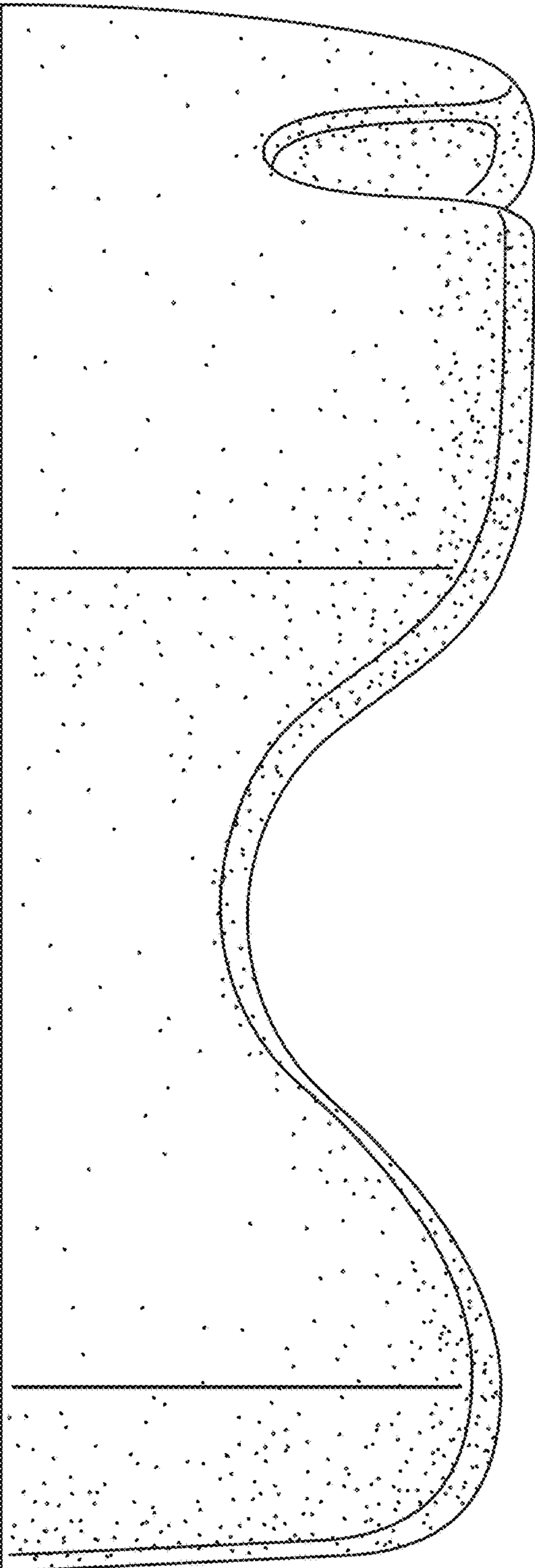


FIG. 4

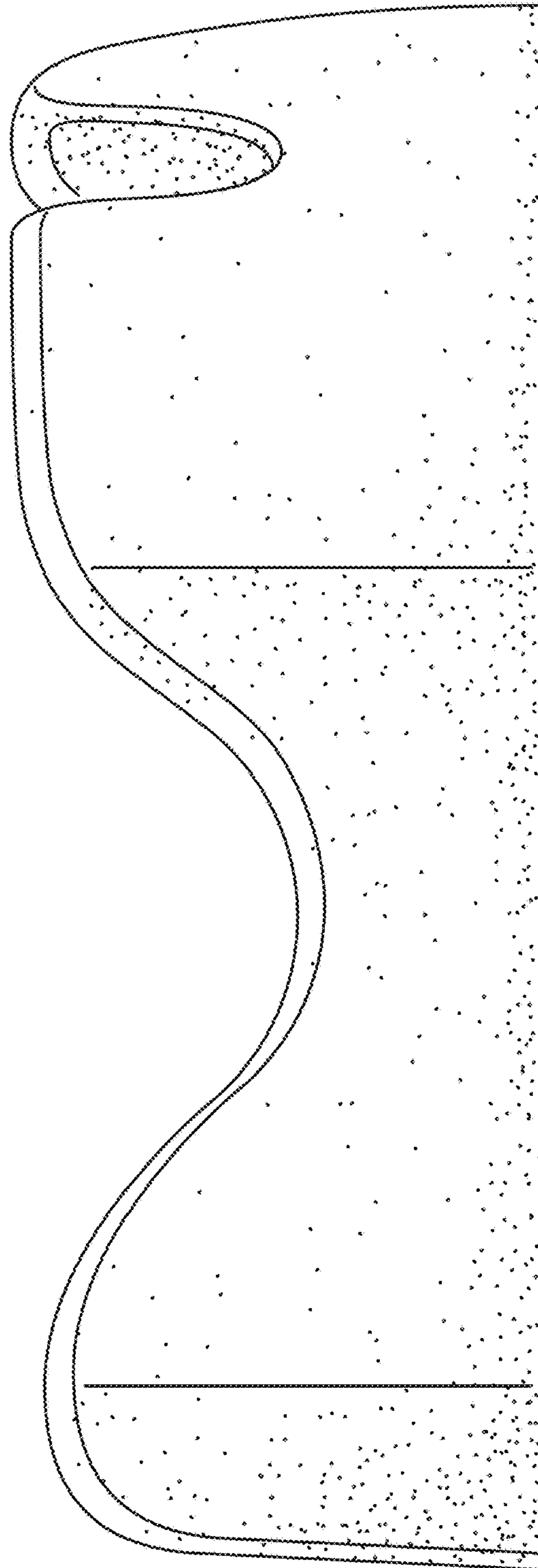


FIG. 5

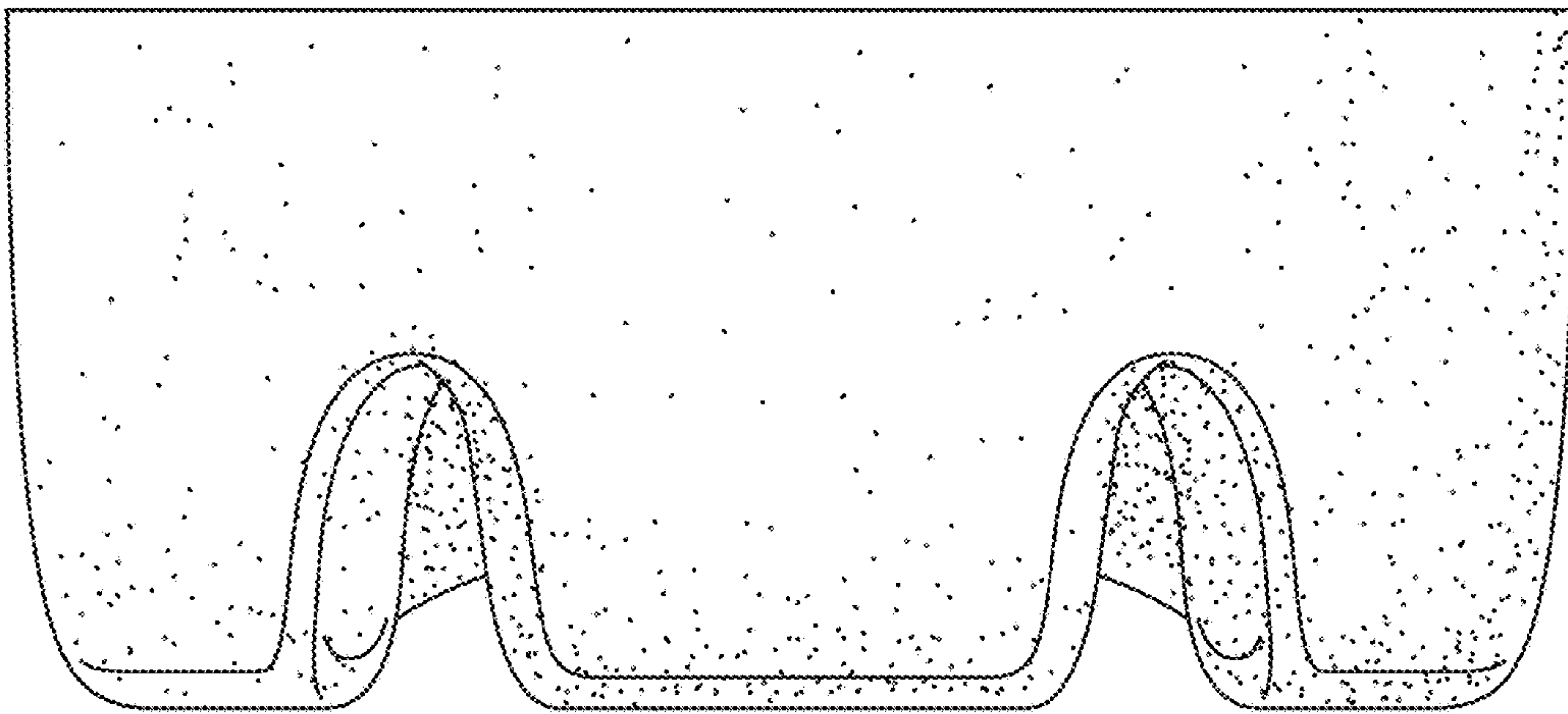


FIG. 6

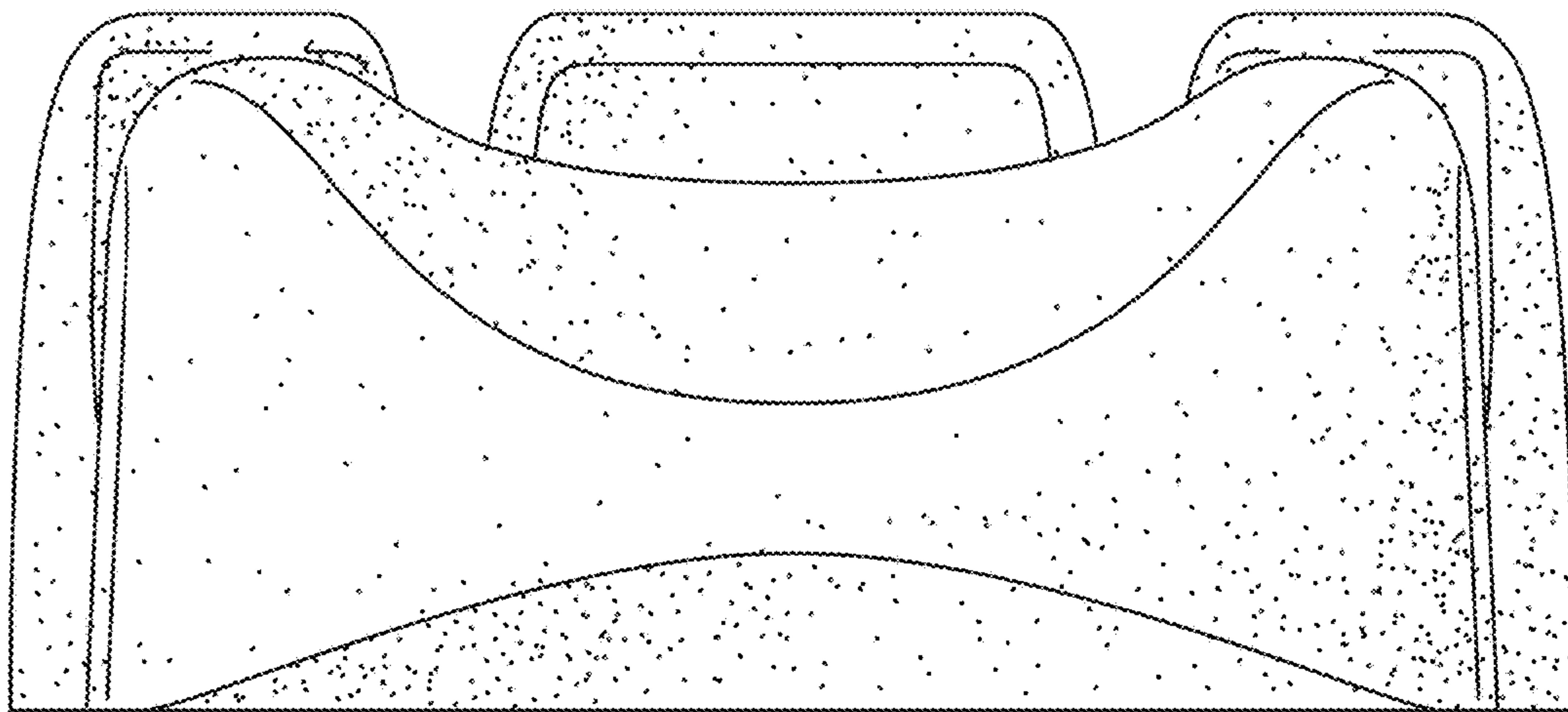


FIG. 7